

July 31, 2025

To,
BSE Limited
Phiroze Jeejeebhoy Towers,
Dalal Street,
Mumbai – 400 001
BSE Scrip Code: 539141

To,
National Stock Exchange of India Limited
Exchange Plaza, 5th Floor, Plot No. C/1,
G Block, Bandra Kurla Complex,
Bandra (East), Mumbai- 400 051
NSE Symbol: UFO

Dear Sir/ Ma'am,

Sub: Investor Presentation

Pursuant to Regulation 30 of the SEBI (Listing Obligations and Disclosure Requirements) Regulations, 2015, please find attached herewith Investor presentation on the Unaudited Financial Results of the Company for the quarter ended June 30, 2025.

Request you to take it on record and disseminate it on your website.

Thanking you.

Yours faithfully,
For **UFO Moviez India Limited**

Kavita Thadeshwar
Company Secretary

Encl.: a/a

Results Presentation

Q1FY26

The presentation has been prepared by UFO Moviez India Limited together with its subsidiaries (the "Company"), for informational purpose only and does not constitute or form part of an offer, solicitation or invitation of any offer to purchase or subscribe for any securities of the Company in any jurisdiction, nor should this presentation or any part thereof form the basis of, or be relied upon in any connection with, any contract, commitment or investment decision whatsoever.

This presentation has not been independently verified. No representation or warranty, expressed or implied, is made and no reliance should be placed on the accuracy, fairness or completeness of the information presented or contained in the presentation. None of the Company or any of its affiliates, advisers or representatives accepts any liability whatsoever for any loss howsoever arising from any information presented or contained in these materials. The information presented or contained in this presentation is subject to change without notice and its accuracy is not guaranteed.


This presentation, except for the historical information, may contain forward looking statements, including the words or phrases such as "expects", "anticipates", "intends", "will", "would", "undertakes", "aims", "estimates", "contemplates", "seeks to", "objective", "goal", "projects", "should" and similar expressions or variations of these expressions or negatives of these terms indicating future performance or results, financial or otherwise, which are forward looking statements. These forward looking statements are based on certain expectations, assumptions, anticipated developments and other factors which are not limited to, risk and uncertainties regarding fluctuations in earnings, market growth, intense competition and the pricing environment in the market, ability to maintain and manage key customer relationship and supply chain sources and those factors which may affect our ability to implement business strategies successfully, namely changes in regulatory environments, political instability and new or changed priorities of the trade. The Company, therefore, cannot guarantee that the forward looking statements made herein shall be realized. The Company, based on changes as stated above, may alter, amend, modify or make necessary corrective changes in any manner to any such forward looking statement contained herein or make written or oral forward looking statements as may be required from time to time on the basis of subsequent developments and events. The Company does not undertake any obligation to update forward looking statements that may be made from time to time by or on behalf of the Company to reflect the events or circumstances after the date hereof.

The Company has prepared Financial Results based on the Indian Accounting Standards (Ind AS) and has reported and analyzed these results on a consolidated basis in this presentation.

UFO Moviez at a Glance

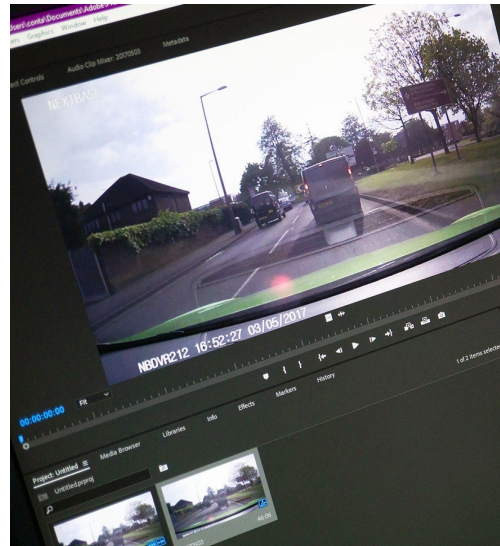


**3,762
High Impact
Ad Screens**



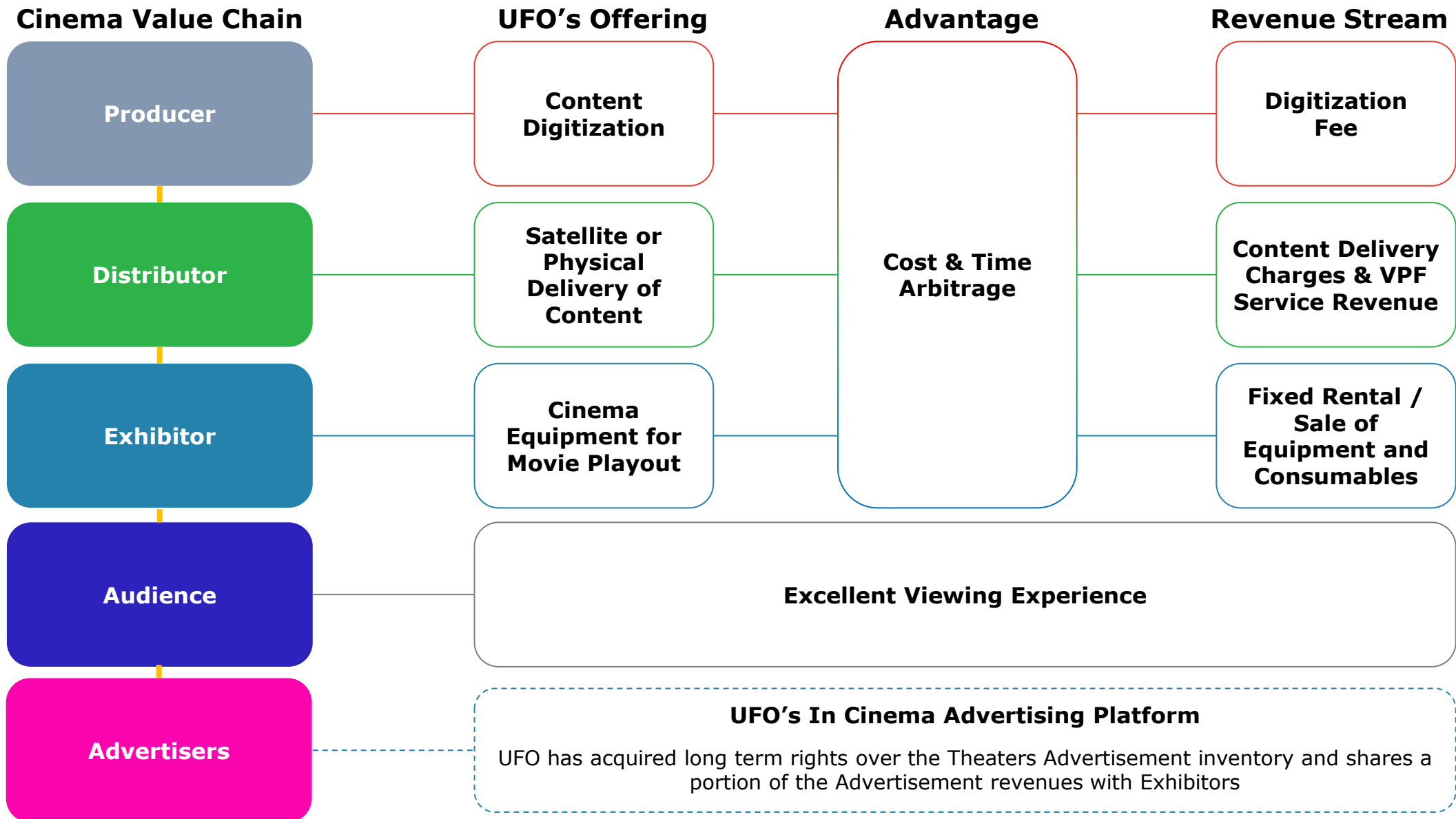
**1,352
Cities & Towns
Across India**

**456
Movies
Digitally
Delivered
in Q1FY26**



**Power to Impact
upto 1.8 billion
Viewers
Annually**



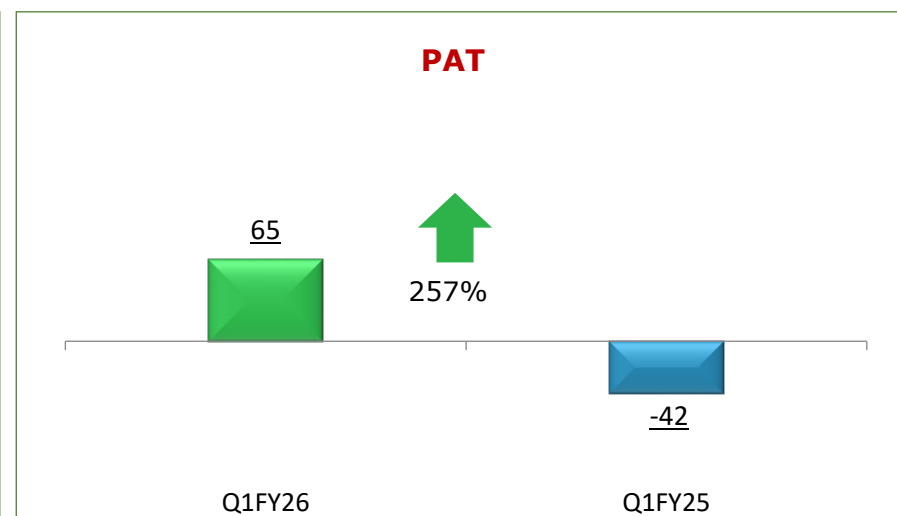
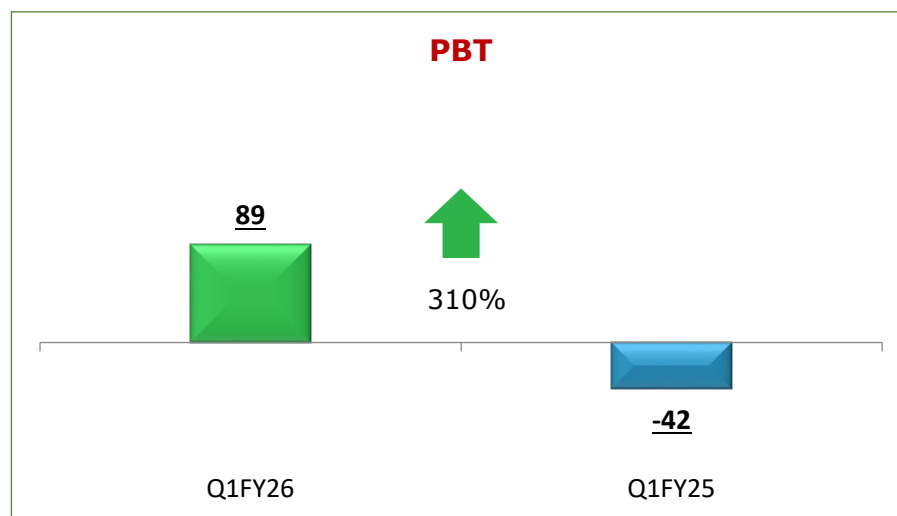
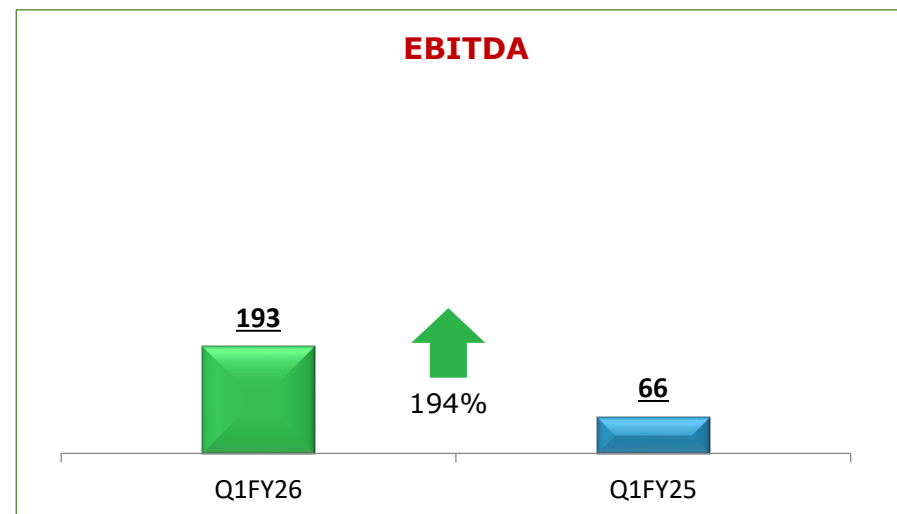
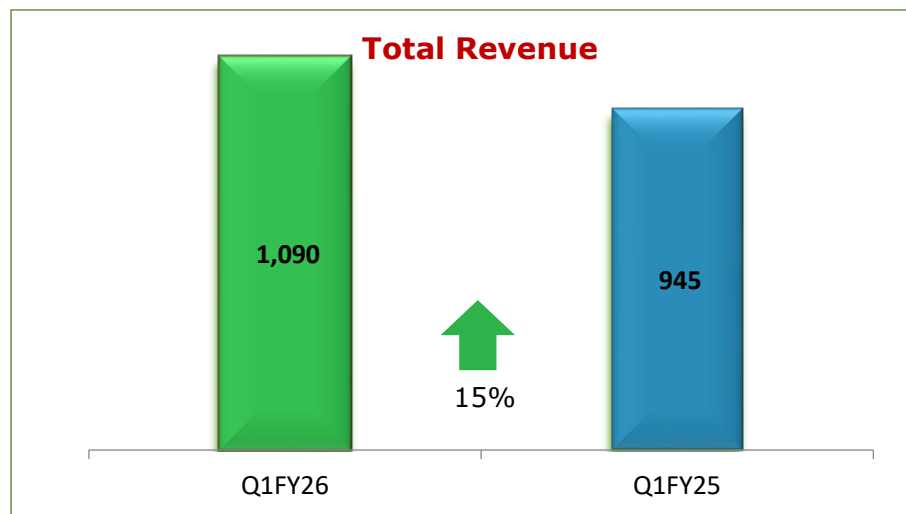




Financial & Operating Highlights

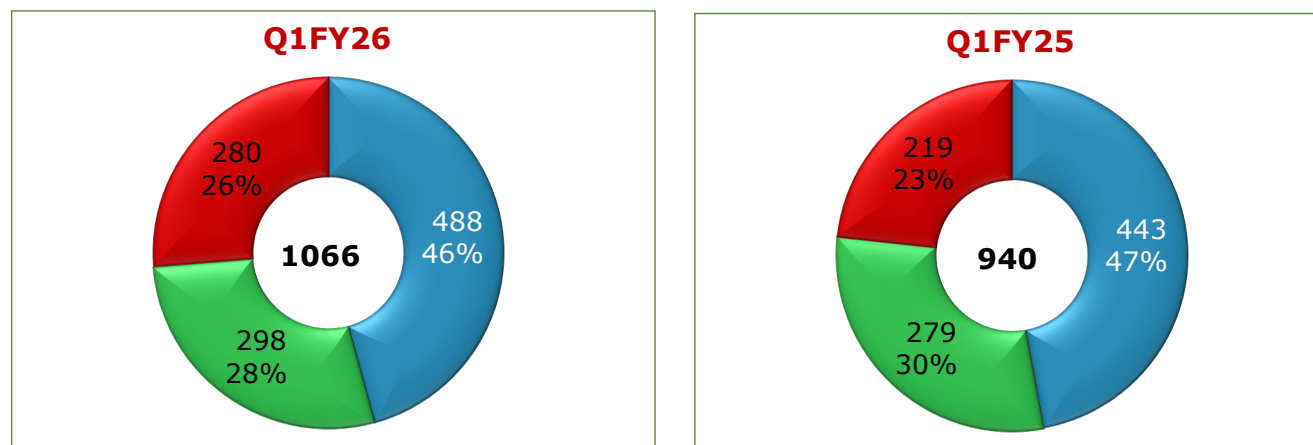
Consolidated Financial Highlights

Q1FY26 vs Q1FY25 (INR Mn)



Consolidated Revenue Mix

(INR Mn)



Advertisement Revenue



Distributor Revenue



Exhibitor Revenue


(INR Mn)		Q1FY26	Q1FY25	YoY % Change
Advertisement Revenue	(i)	280	219	28%
- In-Cinema Advertisement Revenue		274	193	42%
- Corporate + Hyperlocal		222	134	66%
- Government + PSU		52	59	-12%
- Caravan Advertisement Revenue		6	26	-75%
Revenue from Distributor	(ii)	298	279	7%
Content Delivery Charge		212	197	8%
VPF Service Revenue		44	43	4%
Digitisation Income		42	37	14%
Others		0	2	-99%
Revenue from Exhibitor	(iii)	488	443	10%
Lease rental income		150	147	2%
Sale of Products		297	263	13%
Other Operating Revenues		41	33	24%
Revenue from Operations	(i+ii+iii)	1,066	940	13%

Note : Excludes Other Income


In-Cinema Advertising Performance



In-Cinema Advertisement Operating Parameter



Number of Screens
3,762



Multiplex
2,251



Single Screens
1,511*



**Full House Seating
Capacity - Annualized**
~1.8 Bn

Q1FY26	Metro and Tier I		Other Cities and Towns	
	Multiplex	Single Screens	Multiplex	Single Screens
# of UFO Screens	982	328	1,269	1,183
Cities and Towns	122	125	455	870
Full House Seating Capacity – Per Show All Screens	2,36,330	1,80,524	2,91,567	5,20,940
Seating Capacity Per Screen Per Show	241	550	230	440
**Full House Seating Capacity Annualized (in Mn Seats)	340	260	420	750

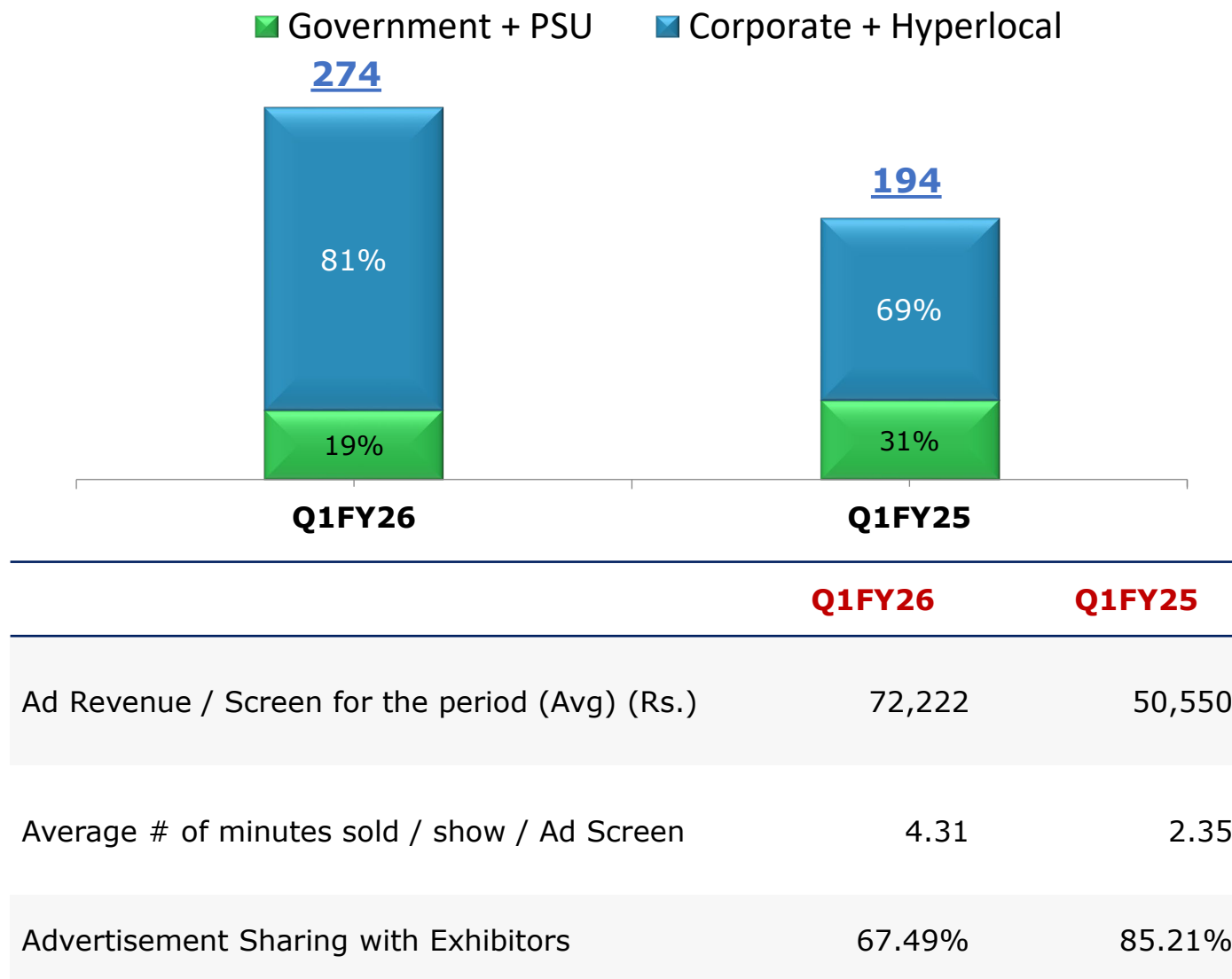
* Includes 408 premium single screens

**Cities and Towns with population greater than 1.5 Mn are categorized as "Metro and Tier I"

Full house seating capacity – Annualized is calculated by multiplying full house seating capacity per show x 4 shows a day x 30 days x 12 months

In-Cinema Advertisement Revenue Analysis

INR Mn



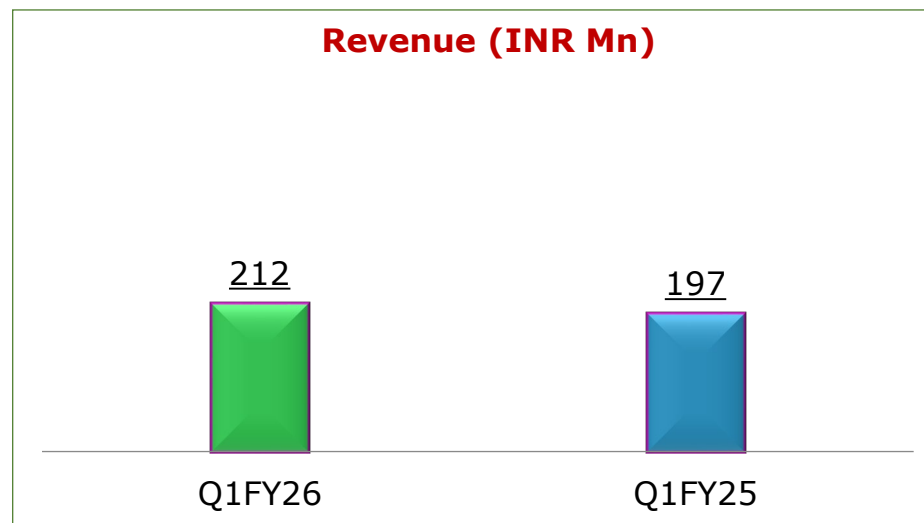
Average # of minutes sold / show / Ad Screen is calculated by dividing total # of advertisement minutes sold by average # of Screens with Ad Rights during the period

Average # of Advertising Screens = (Sum of # of Opening Advertisement Screens and # of Closing Advertisement Screens) / 2

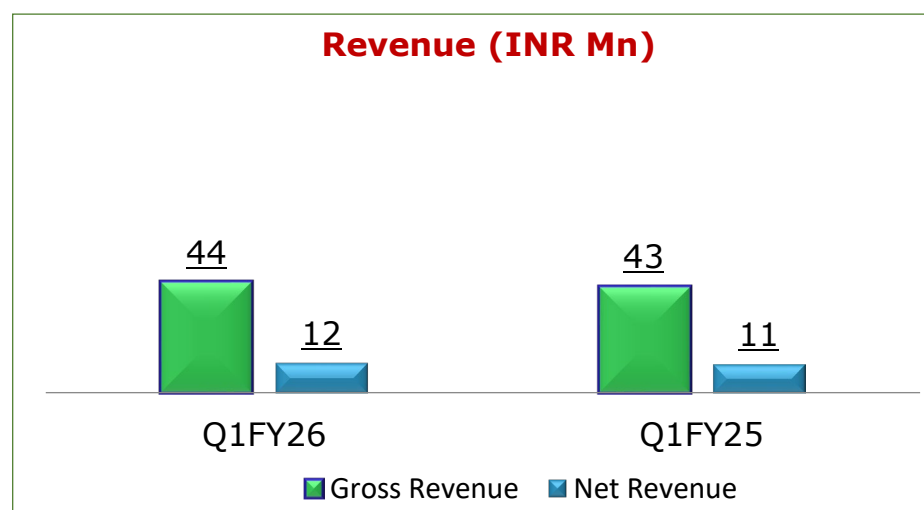
Theatrical Revenues

Theatrical revenues from Distributors

Content Delivery Charges



VPF Service Revenue



Net Revenue = Gross Revenue less Revenue Shared to the Exhibitors

Operating Parameter – Distributor Revenue

# of Screens [^]	Q1FY26	Q1FY25
CDC Category Screens*	3,033	3,043
VPF Category Screens**	437	442
Total	3,470	3,485

of Screens as on June 30, 2025

Revenue / Screen (Average) (in Rs.)	Q1FY26	Q1FY25
CDC Category Screens	69,692	63,826
VPF Category Screens – Gross	1,00,060	98,365
VPF Category Screens – Net	26,232	25,686

* CDC Screens : Where 100% of CDC/VPF revenue is retained by UFO

** VPF Screens : Where CDC/VPF revenue is shared with the exhibitor

[^] Includes Franchisee screens

Financial Performance

Consolidated Reported P&L Statement

(INR Mn)	Q1FY26	Q1FY25	% Change
Revenue from Operations	1,066	940	13%
Other Income	24	5	421%
Total Revenue	1,090	945	15%
EBITDA (Reported)	193	66	194%
Depreciation and Amortisation	101	96	5%
EBIT	92	-31	401%
Finance Cost	31	29	7%
Finance Income	25	14	83%
Profit from Associates	3	4	-18%
PBT	89	-42	
Tax	24	-1	
PAT	65	-42	
Basic EPS	1.68	-1.07	

Ind AS 116 impact on P&L - certain operating lease expense (Q1FY26 - Rs. 23.57 Mn & Q1FY25 - Rs. 21.25 Mn) is recognised as 1) Depreciation expense for the right of use assets (Q1FY26 - Rs. 21.35 Mn & Q1FY25 - Rs. 18.29 Mn) and 2) Finance Cost for interest accrued on lease liability (Q1FY26 - Rs. 5.64 Mn & Q1FY25 - Rs. 5.82 Mn).

Consolidated Expenditure Analysis

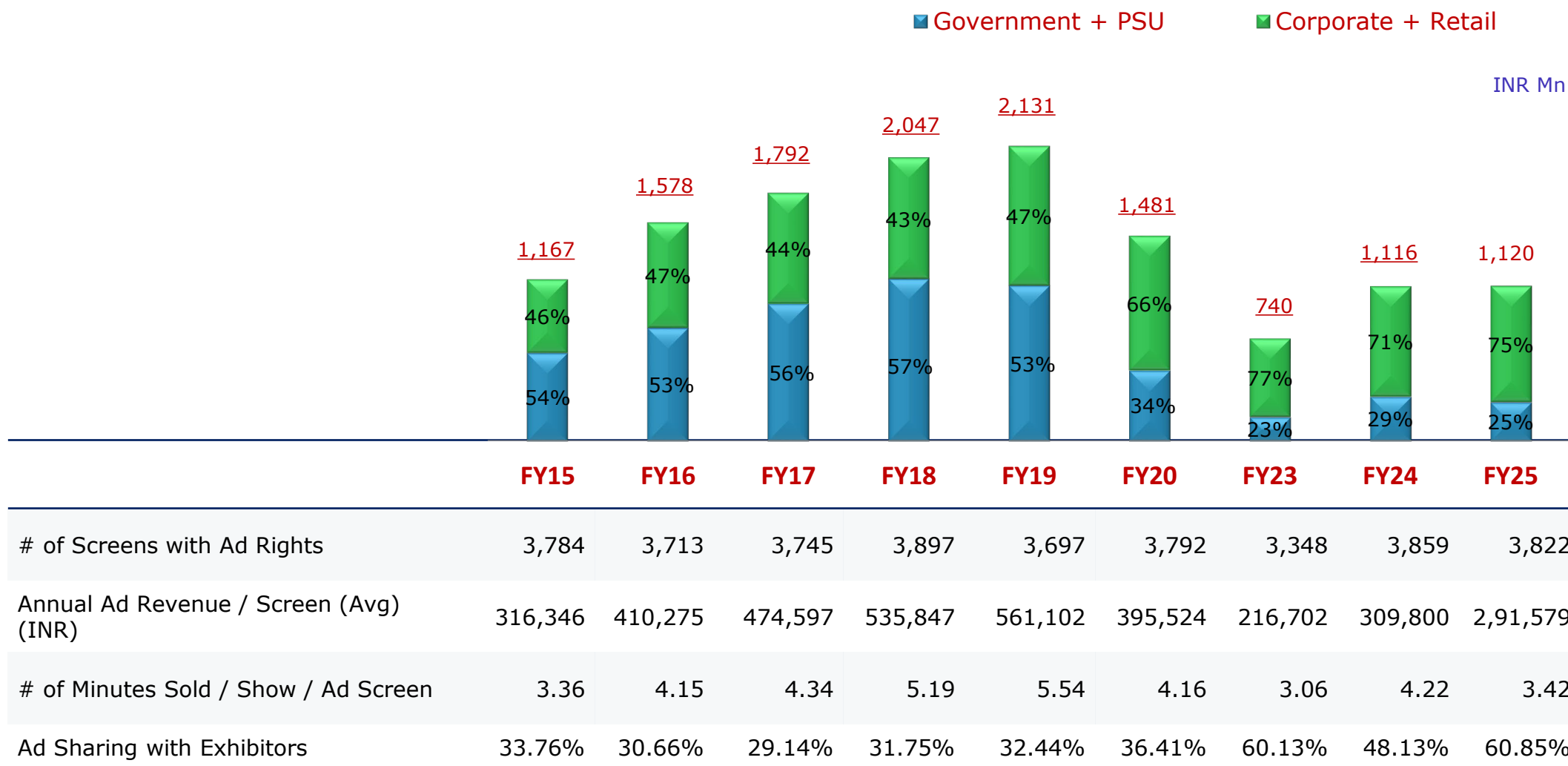
(INR Mn)

Expenses	Q1FY26
1) Total Operating Direct Cost	520
Key Operating Direct Cost Components	
- <i>Advertisement revenue share</i>	<i>185</i>
- <i>VPF service revenue share</i>	<i>33</i>
2) Employee Benefit Expenses	211
3) Other Expenses (SG&A)	166
Total Expenses	897

Annexure



Historical In-Cinema Advertising Performance



*Excludes Advertisement Revenues from Caravan Talkies

of minutes sold / show / Ad Screen is calculated by dividing total # of advertisement minutes sold by average # of advertisement screens during the period

Average # of Advertising Screens = (Sum of # of Opening Advertisement Screens and # of Closing Advertisement Screens) / 2

Note - For fair comparison, the year FY21 and FY22 is not included

(% of Total # of shares)	June 30, 2025
Promoters	22.85%
Institutional Investors	24.92%
Foreign Portfolio Investors	0.81%
Corporate Bodies	2.82%
Others	48.61%
Total # of Shares	3,88,14,757

UFO is the first one, to enable cinema digitization with satellite technology in India. That also makes UFO the largest in-cinema advertising platform, with the power to impact almost 1.8 billion viewers annually through 3,762 screens, comprising 2,251 Multiplex screens and 1,511 single screens across 1,352 cities, leading directly into the hearts of India's Urban Heartland.

In the early 2000s, UFO optimized the potential of Indian cinema with satellite-based technology that transformed Annual Jubilee into Friday box office collections, slow-chain release into First Day - First Show, one blockbuster after another. It has made cinema into an equal experience for the whole country, making it an instant success with the youth that is already teased with pre-release teasers and trailers.

UFO is the end to end service provider for all DCI and non-DCI related cinema solutions. As on June 30, 2025, UFO's global network, along with subsidiaries and associates, spans 3,601 screens. UFO has created a pan India, high impact in-cinema advertising platform with generally long-term advertising rights to 3,762 screens, with an aggregate seating capacity of approximately 1.8 billion viewers annually and a reach of 1,352 cities and towns across India, as on June 30, 2025.

UFO's innovation driven DNA empowers it to use technology and business intelligence to minimize content irrelevance by providing relevant content, to the relevant people, at the relevant time! It aims at enabling an environment of content sufficiency to the running cinema infrastructures, as well as to create a one stop solution to set-up local movie theatres through a standardized model both in terms of infrastructure and experience. Apart from this the company also has Caravan Talkies that takes brands to rural India providing them an opportunity to reach media dark areas.

UFO's mission is clear - un-biased, undivided, uninterrupted, cinema for all, and in doing so, outshining as the country's largest cinema influencers.

Visit us at www.ufomoviez.com. For further details, contact:

Hemal Rathod

Investor Relations

M: +91 96194 68001 Tel: +91 22 4030 5126

Email: hemal.rathod@ufomoviez.com