

Limited Review Report**Review Report to
The Board of Directors
UFO Moviez India Limited**

1. We have reviewed the accompanying statement of unaudited standalone financial results of UFO Moviez India Limited ('the Company') for the quarter ended September 30, 2015 (the "Statement"), except for the disclosures regarding 'Public Shareholding' and 'Promoter and Promoter Group Shareholding' which have been traced from disclosures made by the management and have not been reviewed by us. This Statement is the responsibility of the Company's management and has been approved by the Board of Directors. Our responsibility is to issue a report on the Statement based on our review.
2. We conducted our review in accordance with the Standard on Review Engagements (SRE) 2410, Review of Interim Financial Information Performed by the Independent Auditor of the Entity issued by the Institute of Chartered Accountants of India. This standard requires that we plan and perform the review to obtain moderate assurance as to whether the Statement is free of material misstatement. A review is limited primarily to inquiries of company personnel and analytical procedures applied to financial data and thus provide less assurance than an audit. We have not performed an audit and accordingly, we do not express an audit opinion.
3. Based on our review conducted as above, nothing has come to our attention that causes us to believe that the accompanying Statement of unaudited standalone financial results prepared in accordance with recognition and measurement principles laid down in Accounting Standard 25 "Interim Financial Reporting specified under section 133 of the Companies Act, 2013, read with rule 7 of the Companies (Accounts) Rules, 2014 and other recognized accounting practices and policies has not disclosed the information required to be disclosed in terms of Clause 41 of the Listing Agreement including the manner in which it is to be disclosed, or that it contains any material misstatement.

For S.R.Batliboi & Associates LLP

Chartered Accountants

ICAI Firm registration number: 101049W


per Govind Ahuja
Partner

Membership No.: 048966

Place: Mumbai

Date: November 9, 2015



UFO MOVIEZ INDIA LIMITED
STATEMENT OF UNAUDITED STANDALONE AND CONSOLIDATED FINANCIAL RESULTS FOR THE QUARTER AND SIX MONTHS PERIOD ENDED 30 SEPTEMBER, 2015
(Rs. in Lacs)

Part I													
Sr. No.	Particulars	Standalone						Consolidated					
		Quarter ended			Half year ended		Year ended	Quarter ended			Half year ended		Year ended
		30-Sep-15	30-Jun-15	30-Sep-14	30-Sep-15	30-Sep-14	31-Mar-15	30-Sep-15	30-Jun-15	30-Sep-14	30-Sep-15	30-Sep-14	31-Mar-15
		(Unaudited)	(Unaudited)	(Unaudited)	(Unaudited)	(Audited)	(Audited)	(Unaudited)	(Unaudited)	(Unaudited)	(Unaudited)	(Audited)	(Audited)
1	Income from operations												
	Net sales / income from operations	8,273	8,198	7,945	16,471	14,371	29,991	14,825	13,032	12,559	27,857	23,109	47,700
	Total income from operations (net)	8,273	8,198	7,945	16,471	14,371	29,991	14,825	13,032	12,559	27,857	23,109	47,700
2	Expenses												
	(a) Cost of consumables and spares consumed	67	65	199	132	242	390	75	79	204	154	251	422
	(b) Purchases of digital cinema equipment and lamps	404	455	531	859	882	1,606	2,455	1,596	1,646	4,051	2,463	4,453
	(c) Changes in inventories of digital cinema equipment and lamps	21	52	(36)	73	51	43	102	(53)	9	49	137	(113)
	(d) Advertisement revenue share	1,475	1,520	1,259	2,995	2,273	5,031	1,129	1,147	1,046	2,276	1,848	3,939
	(e) Virtual print fees sharing	149	83	107	232	150	307	1,999	1,623	1,506	3,622	3,015	6,331
	(f) Other operating direct cost	593	603	504	1,196	999	2,197	1,176	1,255	854	2,431	1,684	4,125
	(g) Employee benefits expense	1,244	1,246	1,045	2,490	2,073	4,420	1,633	1,619	1,413	3,252	2,755	5,723
	(h) Depreciation and amortisation expense	1,522	1,461	1,492	2,983	2,872	5,944	1,983	1,918	1,928	3,901	3,757	7,694
	(i) Other expenses	1,228	1,261	1,402	2,489	2,432	5,069	1,770	1,732	1,903	3,502	3,426	6,971
	Total expenses	6,703	6,746	6,503	13,449	11,974	25,007	12,322	10,916	10,509	23,238	19,336	39,545
3	Profit / (Loss) from operations before other income, finance costs (1-2)	1,570	1,452	1,442	3,022	2,397	4,984	2,503	2,116	2,050	4,619	3,773	8,155
4	Other income	1,273	77	208	1,350	264	506	246	119	320	365	436	739
5	Profit / (Loss) from ordinary activities before finance costs (3 + 4)	2,843	1,529	1,650	4,372	2,661	5,490	2,749	2,235	2,370	4,984	4,209	8,894
6	Finance costs	(257)	(295)	(389)	(552)	(788)	(1,507)	(361)	(408)	(484)	(769)	(1,052)	(2,011)
7	Profit / (Loss) from ordinary activities after finance costs (5 + 6)	2,586	1,234	1,261	3,820	1,873	3,983	2,388	1,827	1,886	4,215	3,157	6,883
8	Tax expense	(515)	(417)	(388)	(932)	(624)	(1,429)	(736)	(546)	(498)	(1,282)	(857)	(1,795)
9	Net Profit / (Loss) for the period (7 + 8)	2,071	817	873	2,888	1,249	2,554	1,652	1,281	1,388	2,933	2,300	5,088
10	Share of profit / (loss) of associates	-	-	-	-	-	-	61	88	29	149	61	188
11	Minority interest	-	-	-	-	-	-	(67)	(44)	(116)	(111)	(259)	(394)
12	Net Profit / (Loss) after taxes, minority interest and share of profit / (loss) of associates (9 + 10 + 11)	2,071	817	873	2,888	1,249	2,554	1,646	1,325	1,301	2,971	2,102	4,882
13	Paid-up equity share capital (Face Value of Rs. 10 each)	2,590	2,590	2,590	2,590	2,590	2,590	2,590	2,590	2,590	2,590	2,590	2,590
14	Reserve excluding Revaluation Reserves as per balance sheet of previous accounting year						37,032						42,737
15	Earnings per share of Rs. 10 each (not annualised for quarters and half years):												
	(a) Basic	8.00	3.15	2.47	11.15	3.62	8.66	6.35	5.12	4.12	11.47	6.92	17.65
	(b) Diluted	7.63	3.01	2.44	10.64	3.59	8.34	6.06	4.88	4.09	10.94	6.86	16.99


UFO MOVIEZ INDIA LIMITED
Corporate Office : Valuable Techno Park, Plot # 53/1, Road # 07, Marol MIDC, Andheri (E), Mumbai - 400 093. Tel: +91 022 4030 5060, Fax: +91 022 4030 5110/140.


Registered Office : Office No. 12, 3rd Floor, 312 Surya Kiran Building, 19 Kasturba Gandhi Marg, New Delhi-110001, India. Tel: +91 11 4370 4300 / 11, Fax: +91 11 4370 4322

Corporate Identity Number: U22120DL2004PLC164728 • **Email:** corporate@ufomoviez.com • **Website:** www.ufomoviez.com

UFO MOVIEZ INDIA LIMITED

SELECT INFORMATION FOR THE QUARTER AND SIX MONTHS PERIOD ENDED 30 SEPTEMBER 2015

PART II													
Sr. No.	Particulars	Standalone						Consolidated					
		Quarter ended			Half year ended		Year ended	Quarter ended			Half year ended		Year ended
		30-Sep-15	30-Jun-15	30-Sep-14	30-Sep-15	30-Sep-14	31-Mar-15	30-Sep-15	30-Jun-15	30-Sep-14	30-Sep-15	30-Sep-14	31-Mar-15
		(Unaudited)	(Unaudited)	(Unaudited)	(Unaudited)	(Audited)	(Audited)	(Unaudited)	(Unaudited)	(Unaudited)	(Unaudited)	(Audited)	(Audited)
A	PARTICULARS OF SHAREHOLDING												
1	Public shareholding												
	- Number of shares	18,413,543	18,413,643	16,076,089	18,413,543	16,076,089	16,076,089	18,413,543	18,413,643	16,076,089	18,413,543	16,076,089	16,076,089
	- Percentage of shareholding	71.10%	71.10%	62.08%	71.10%	62.08%	62.08%	71.10%	71.10%	62.08%	71.10%	62.08%	62.08%
2	Promoters and Promoter Group Shareholding												
	a) Pledged / Encumbered												
	- Number of shares	-	-	-	-	-	-	-	-	-	-	-	-
	- Percentage of shares (as a % of the total shareholding of the Promoter and Promoter group)	N.A.	N.A.	N.A.	N.A.	N.A.	N.A.	N.A.	N.A.	N.A.	N.A.	N.A.	N.A.
	- Percentage of shares (as a % of the total share capital of the company)	N.A.	N.A.	N.A.	N.A.	N.A.	N.A.	N.A.	N.A.	N.A.	N.A.	N.A.	N.A.
	b) Non - encumbered												
	- Number of shares	7,484,126	7,484,026	9,821,580	7,484,126	9,821,580	9,821,580	7,484,126	7,484,026	9,821,580	7,484,126	9,821,580	9,821,580
	- Percentage of shares (as a % of the total shareholding of the Promoter and Promoter group)	100%	100%	100%	100%	100%	100%	100%	100%	100%	100%	100%	100%
	- Percentage of shares (as a % of the total share capital of the company)	28.90%	28.90%	37.92%	28.90%	37.92%	37.92%	28.90%	28.90%	37.92%	28.90%	37.92%	37.92%
B	INVESTOR COMPLAINTS												
	Pending at the beginning of the quarter	-											
	Received during the quarter	60											
	Disposed of during the quarter	60											
	Remaining unresolved at the end of the quarter	-											


UFO MOVIEZ INDIA LIMITED

Corporate Office : Valuable Techno Park, Plot # 53/1, Road # 07, Marol MIDC, Andheri (E), Mumbai - 400 093. Tel: +91 022 4030 5060, Fax: +91 022 4030 5110/140.


Registered Office : Office No. 12, 3rd Floor, 312 Surya Kiran Building, 19 Kasturba Gandhi Marg, New Delhi-110001, India. Tel: +91 11 4370 4300 / 11, Fax: +91 11 4370 4322

Corporate Identity Number: U22120DL2004PLC164728 • Email: corporate@ufomoviez.com • Website: www.ufomoviez.com

UFO MOVIEZ INDIA LIMITED
STATEMENT OF ASSETS AND LIABILITIES

(Rs. in Lacs)

Sr. No.	Particulars	Standalone		Consolidated	
		As At 30 September 2015	As At 31 March 2015	As At 30 September 2015	As At 31 March 2015
		(Unaudited)	(Audited)	(Unaudited)	(Audited)
A	EQUITY AND LIABILITIES				
1	Shareholders' funds				
	(a) Share capital	2,590	2,590	2,590	2,590
	(b) Reserves and surplus	39,501	37,032	45,806	42,737
	Sub-total - Shareholders' funds	42,091	39,622	48,396	45,327
2	Minority interest	-	-	756	731
3	Non-current liabilities				
	(a) Long-term borrowings	3,278	4,234	4,750	5,597
	(b) Other long-term liabilities	4,847	5,449	5,203	5,646
	(c) Deferred tax liabilities (net)	-	-	2	2
	(d) Long-term provisions	-	-	73	78
	Sub-total - Non-current liabilities	8,125	9,683	10,028	11,323
4	Current liabilities				
	(a) Short-term borrowings	0	0	747	943
	(b) Trade payables	2,132	1,517	8,494	6,339
	(c) Other current liabilities	9,645	9,600	13,177	12,192
	(d) Short-term provisions	280	266	432	439
	Sub-total - Current liabilities	12,057	11,383	22,850	19,913
	TOTAL - EQUITY AND LIABILITIES	62,273	60,688	82,030	77,294
B	ASSETS				
1	Non-current assets				
	(a) Fixed assets	22,964	24,205	30,048	31,586
	(b) Goodwill on consolidation	-	-	17,148	16,832
	(c) Non-current investments	21,234	21,234	734	614
	(d) Deferred tax assets (net)	2,046	1,489	2,550	1,925
	(e) Long-term loans and advances	2,479	2,471	3,833	4,046
	(f) Other non-current assets	627	765	2,132	1,772
	Sub-total - Non-current assets	49,350	50,165	56,445	56,775
2	Current assets				
	(a) Current investments	1,081	-	1,666	671
	(b) Inventories	559	633	1,057	1,105
	(c) Trade receivables	7,256	5,035	13,793	10,537
	(d) Cash and cash equivalents	1,938	2,027	5,423	5,228
	(e) Short-term loans and advances	1,202	894	2,638	1,211
	(f) Other current assets	887	1,934	1,008	1,767
	Sub-total - Current assets	12,923	10,523	25,585	20,519
	TOTAL - ASSETS	62,273	60,688	82,030	77,294




UFO MOVIEZ INDIA LIMITED

NOTES:

1. The above standalone and consolidated results have been reviewed by Audit Committee of the board and taken on record at the Meeting of the Board of Directors held on 9 November, 2015. The statutory auditors of the Company have carried out a limited review of the standalone financial results of the Company for the quarter ended 30 September, 2015 in terms of Clause 41 of listing agreement with stock exchanges. The standalone financial results for the quarter ended 30 September, 2014 were not subjected to limited review by the statutory auditors of the Company.
2. The Company is engaged primarily in the business of Digital Cinema Services and the financial statements reflect the result of this business segment, which is the primary segment in accordance with the requirement of Accounting Standard 17 on Segment Reporting.
3. As prescribed in Schedule II of the Companies Act, 2013 as amended, with effect from 1 April, 2015, the Company has determined separate useful life for each major component of the fixed asset having useful life materially different from the remaining asset. Based on transitional provision, Rs. 418.94 lacs (being depreciation on components having nil remaining useful life at April 1, 2015 (net of deferred tax)) has been adjusted with retained earnings.
4. Previous year/period figures have been regrouped / reclassified, where necessary, to conform to current period classification.

For and on behalf of the Board of Directors
of UFO Moviez India Limited


Kapil Agarwal
Joint Managing Director

Place of signature: Mumbai
Date: 9 November, 2015

