

Date: December 20, 2017

To,
Listing Compliance Department
National Stock Exchange of India Limited
'Exchange Plaza'. C-1, Block G,
Bandra Kurla Complex, Bandra (E),
Mumbai - 400 051

Dear Ma'am,

Kind Attn: Ms. Ekta Shah, Asst. Manager

Ref: Response to query list uploaded on December 20, 2017 – Application Case No. 14181

Sub.: Composite Scheme of Arrangement and Amalgamation between UFO Moviez India Limited, Qube Cinema Technologies Private Limited, Qube Digital Cinema Private Limited and Moviebuff Private Limited and PJSA Technosoft Private Limited and their respective shareholders and creditors under sections 230 to 232 and other relevant provisions of the Companies Act, 2013

This is with reference to our application no. 14181 and your e-mail dated December 20, 2017. In this regard, please see following reply to the queries raised:

Query: 1. *Shareholding pattern in accordance with Regulation 31 (1) of the SEBI (LODR) Regulations, 2015 - for pre and post scheme of arrangement of the Companies. (Kindly provide the declaration details for Qube Digital Cinema Private Limited, Moviebuff Private Limited and PJSA Technosoft Private Limited)*

Reply: Shareholding pattern of all the Companies in accordance with Regulation 31 (1) of the SEBI (LODR) Regulations, 2015 - for pre and post scheme of arrangement of the companies are enclosed.

Query 2. *Pre & Post Scheme Networth of the Companies involved in the Scheme. Companies are required to submit Certificate from Statutory Auditors / Practicing Chartered Accountants / Practicing Company Secretary. (Networth = Equity Share Capital + Free Reserves** - Miscellaneous Expenditure to the extent not written off, along with the detailed working) (Kindly provide the Pre & Post Scheme Networth of all the Companies involved in the Scheme)*

Reply: Will provide you shortly.

For UFO Moviez India Limited



Sameer Chavan
Company Secretary

Encl: a/a

Format of Holding of Specified securities

1. Name of Listed Entity: Moviebuff Private Limited (Unlisted Entity)
2. Scrip Code/Name of Scrip/Class of Security: **BSE Scrip Code:** **NSE Symbol:**
3. Share Holding Pattern Filed under: Reg. 31(1)(a)/Reg.31(1)(b)/Reg.31(1)(c)
 - a. if under 31(1)(b) then indicate the report for quarter ending
 - b. if under 31(1)(c) then indicate date of allotment/extinguishment
4. Declaration : The Listed entity is required to submit the following declaration to the extent of submission of information:

24.11.2017
NA

| Particulars | | |
|-------------|--|---------------|
| a | Whether the Listed Entity has issued any partly paid up shares | YES* NO* |
| b | Whether the Listed Entity has issued any Convertible Securities or Warrants? | NO |
| c | Whether the Listed Entity has any shares against which depository receipts are issued? | NO |
| d | Whether the Listed Entity has any shares in locked-in? | NO |
| e | Whether any shares held by promoters are pledge or otherwise encumbered? | NO |

*if the Listed Entity selects the option 'NO' for the questions above, the columns for the partly paid up shares, Outstanding Convertible Securities/Warrants, depository receipts, locked-in shares, No of shares pledged or otherwise encumbered by promoters, as applicable, shall not be displayed at the time of dissemination on the Stock Exchange website. Also wherever there is 'No' declared by Listed entity in above table the values will be considered as 'Zero' by default on submission of the format of holding of specified securities.

- 5 The tabular format for disclosure of holding of specified securities is as follows:

For MOVIEBUFF PRIVATE LIMITED

Harsh Patel
Director

Table I - Summary Statement holding of specified securities

Moviebuff Private Limited as on 24th November, 2017

| Category | Category of Shareholder | No of Share-holders | No of fully paid up equity shares held | No of Partly paid-up equity shares held | No of Shares Underlying Depository Receipts | Total No of Shares Held (VII) = (IV)+(V)+(VI) | Shareholding as a % of total no of shares (As a % of (A+B+C2)) | Number of Voting Rights held in each class of securities | | | No of Shares Underlying Outstanding convertible securities (Including Warrants) | Shareholding as a % assuming full conversion of convertible Securities (as a percentage of diluted share capital) | Number of Locked in Shares | | Number of Shares pledged or otherwise encumbered | | Number of equity shares held in dematerialized form |
|----------|---------------------------------|---------------------|--|---|---|---|--|--|---------|-------------------------|---|---|----------------------------|-----------------------------|--|-----------------------------|---|
| | | | | | | | | No of Voting Rights | | Total as a % of (A+B+C) | | | No. | As a % of total Shares held | No. | As a % of total Shares held | |
| | | | | | | | | Class X | Class Y | Total | | | | | | | |
| (I) | (II) | (III) | (IV) | (V) | (VI) | (VII) | (VIII) | (IX) | | | (X) | (XI) | (XII) | | (XIII) | | (XIV) |
| (A) | Promoter & Promoter Group | 3 | 10212 | 0 | 0 | 10212 | 100.00 | 1:1 ratio (One share one vote basis) | | | 0 | 0 | 0 | 0 | 0 | 0 | |
| (B) | Public | | | | | | | | | | | | | | | | |
| (C) | Non Promoter-Non Public | 0 | 0 | 0 | 0 | 0 | | | | | 0 | 0 | 0 | 0 | 0 | 0 | |
| (C1) | Shares underlying DRs | 0 | 0 | 0 | 0 | 0 | | | | | 0 | 0 | 0 | 0 | 0 | 0 | |
| (C2) | Shares held by Employees Trusts | 0 | 0 | 0 | 0 | 0 | | | | | 0 | 0 | 0 | 0 | 0 | 0 | |
| | | | | | | | | | | | 0 | 0 | 0 | 0 | 0 | 0 | |
| | Total: | 3 | 10212 | 0 | 0 | 10212 | 100.00 | | | | 0 | 0 | 0 | 0 | 0 | 0 | |



For MOVIEBUFF PRIVATE LIMITED

Director

Table II - Statement showing shareholding pattern of the Promoter and Promoter Group

Moviebuff Private Limited as on 24th November, 2017

| Category | Category & Name of the Shareholder | PAN | No of Shareholders | No of fully paid up equity shares held | No of Partly paid-up equity shares held | No of Shares Underlying Depository Receipts | Total No of Shares Held (IV+V+VI) | Shareholding as a % of total no of shares (calculated as per SCRR, 1957 (VIII) As a % of (A+B+C2) | Number of Voting Rights held in each class of securities | | | No of Shares Underlying Outstanding convertible securities (Including Warrants) | Shareholding as a % assuming full conversion of convertible Securities (as a percentage of diluted share capital) (VII)+(X) As a % of (A+B+C2) | Number of Locked in Shares | | Number of Shares pledged or otherwise encumbered | | Number of equity shares held in dematerialized form |
|----------|--|------------|--------------------|--|---|---|-----------------------------------|---|--|---------|-------|---|--|----------------------------|------------------------|--|------------------------|---|
| | | | | | | | | | No of Voting Rights | | | | | No. | As a % of total Shares | No. | As a % of total Shares | |
| | | | | | | | | | Class X | Class Y | Total | | | | | | | |
| | (I) | (II) | (III) | (IV) | (V) | (VI) | (VII) | (VIII) | (IX) | | | (X) | (XI) | (XII) | | (XIII) | | (XIV) |
| (1) | Indian | | | | | | | | | | | | | | | | | |
| (a) | Individuals/Hindu undivided Family | | 3 | | | | | | | | | | | | | | | |
| | Mr. P. Jayendra | AFVPP5428F | | 3404 | 0 | 0 | 3404 | 33.33 | | | | 0 | 0.00 | 0 | 0.00 | 0 | 0.00 | 0 |
| | Mr. V. Senthil Kumar | AAHPS8822P | | 3404 | 0 | 0 | 3404 | 33.33 | | | | 0 | 0.00 | 0 | 0.00 | 0 | 0.00 | 0 |
| | Mr. M.V. Ramachandran | AAAPR1587R | | 3404 | 0 | 0 | 3404 | 33.33 | | | | 0 | 0.00 | 0 | 0.00 | 0 | 0.00 | 0 |
| (b) | Central Government/State Government(s) | | | | | | | | | | | | | | | | | |
| (c) | Financial Institutions/Banks | | | | | | | | | | | | | | | | | |



Table II - Statement showing shareholding pattern of the Promoter and Promoter Group

Moviebuff Private Limited as on 24th November, 2017

| Category | Category & Name of the Shareholder | PAN | No of Shareholders | No of fully paid up equity shares held | No of Partly paid-up equity shares held | No of Shares Underlying Depository Receipts | Total No of Shares Held (IV+V+VI) | Shareholding as a % of total no of shares (calculated as per SCRR, 1957 (VIII) As a % of (A+B+C2) | Number of Voting Rights held in each class of securities | | | No of Shares Underlying Outstanding convertible securities (Including Warrants) | Shareholding as a % assuming full conversion of convertible Securities (as a percentage of diluted share capital) (VII)+(X) As a % of (A+B+C2) | Number of Locked in Shares | | Number of Shares pledged or otherwise encumbered | | Number of equity shares held in dematerialized form |
|----------|---|------|--------------------|--|---|---|-----------------------------------|---|--|---------|-------------------------|---|--|----------------------------|------------------------|--|------------------------|---|
| | | | | | | | | | No of Voting Rights | | Total as a % of (A+B+C) | | | No. | As a % of total Shares | No. | As a % of total Shares | |
| | | | | | | | | | Class X | Class Y | Total | | | | | | | |
| | (I) | (II) | (III) | (IV) | (V) | (VI) | (VII) | (VIII) | (IX) | | | (X) | (XI) | (XII) | | (XIII) | | (XIV) |
| (d) | Any Other | | | | | | | | 1:1 ratio (One share one vote basis) | | | | | | | | | |
| | Sub-Total (A)(1) | | | | | | | | | | | | | | | | | |
| (2) | Foreign | | | 10212 | | | 10212 | 100.00 | | | | | | | | | | |
| (a) | Individuals (Non-Resident Individuals/Foreign Individuals) | | | | | | | | | | | | | | | | | |
| (b) | Government | | | | | | | | | | | | | | | | | |
| (c) | Institutions | | | | | | | | | | | | | | | | | |
| (d) | Foreign Portfolio Investor | | | | | | | | | | | | | | | | | |
| (e) | Any Other | | | | | | | | | | | | | | | | | |
| | Sub-Total (A)(2) | | | | | | | | | | | | | | | | | |
| | Total Shareholding of Promoter and Promoter Group (A)=(A)(1)+(A)(2) | | | 10212 | | | 10212 | 100.00 | | | | 0 | 0.00 | 0 | 0.00 | 0 | 0.00 | 0 |



Table III - Statement showing shareholding pattern of the Public shareholder

Moviebuff Private Limited as on 24th November, 2017

| Category | Category & Name of the Shareholder | PAN | No of Shareholders | No of fully paid up equity shares held | No of Partly paid-up equity shares held | No of Shares Underlying Depository Receipts | Total No of Shares Held (IV+V+VI) | Shareholding as a % of total no of shares (A+B+C2) | Number of Voting Rights held in each class of securities | | | No of Shares Underlying Outstanding convertible securities (Including Warrants) | Shareholding as a % assuming full conversion of convertible Securities (as a percentage of diluted share capital) | Number of Locked in Shares | | Number of Shares pledged or otherwise encumbered | | Number of equity shares held in dematerialized form | |
|----------|------------------------------------|------|--------------------|--|---|---|-----------------------------------|--|--|---------|-------|---|---|----------------------------|-----|--|-----|---|--|
| | | | | | | | | | No of Voting Rights | | | Total as a % of (A+B+C) | | | No. | As a % of total Shares held | No. | As a % of total Shares held | |
| | | | | | | | | | Class X | Class Y | Total | | | | | | | | |
| | (I) | (II) | (III) | (IV) | (V) | (VI) | (VII) | (VIII) | (IX) | | | (X) | (XI) | (XII) | | (XIII) | | (XIV) | |
| (1) | Institutions | NIL | | | | | | | | | | | | | | | | | |
| (a) | Mutual Funds | | | | | | | | | | | | | | | | | | |
| | | | | | | | | | | | | | | | | | | | |
| (b) | Venture Capital Funds | | | | | | | | | | | | | | | | | | |
| (c) | Alternate Investment Funds | | | | | | | | | | | | | | | | | | |
| (d) | Foreign Venture Capital Investors | | | | | | | | | | | | | | | | | | |
| | | | | | | | | | | | | | | | | | | | |
| (e) | Foreign Portfolio Investors | | | | | | | | | | | | | | | | | | |
| | | | | | | | | | | | | | | | | | | | |
| (f) | Financial Institutions/Banks | | | | | | | | | | | | | | | | | | |



Table III - Statement showing shareholding pattern of the Public shareholder

Moviebuff Private Limited as on 24th November, 2017

| Category | Category & Name of the Shareholder | PAN | No of Share-holders | No of fully paid up equity shares held | No of Partly paid-up equity shares held | No of Shares Underlying Depository Receipts | Total No of Shares Held (IV+V+VI) | Sharehold ing as a % of total no of shares (A+B+C2) | Number of Voting Rights held in each class of securities | | | No of Shares Underlying Outstanding convertible securities (Including Warrants) | Shareholdin g as a % assuming full conversion of convertible Securities (as a percentage of diluted share capital) | Number of Locked in Shares | | Number of Shares pledged or otherwise encumbered | | Number of equity shares held in dematerial ized form |
|----------|---|------|---------------------|--|---|---|-----------------------------------|---|--|---------|-------|---|--|----------------------------|-----------------------------|--|-----------------------------|--|
| | | | | | | | | | No of Voting Rights | | | Total as a % of (A+B+C) | | No. | As a % of total Shares held | No. | As a % of total Shares held | |
| | | | | | | | | | Class X | Class Y | Total | | | | | | | |
| | (i) | (ii) | (iii) | (iv) | (v) | (vi) | (vii) | (viii) | (ix) | | | (x) | (xi) | (xii) | (xiii) | (xiv) | | |
| (g) | Insurance Companies | | | | | | | | NIL | | | | | | | | | |
| | | | | | | | | | | | | | | | | | | |
| (h) | Provident Funds/Pension Funds | | | | | | | | | | | | | | | | | |
| (i) | Any Other | | | | | | | | | | | | | | | | | |
| | FOREIGN CORPORATE BODIES | | | | | | | | | | | | | | | | | |
| | | | | | | | | | | | | | | | | | | |
| | Sub Total (B)(1) | | | | | | | | | | | | | | | | | |
| (2) | Central Government/State Government(s)/President of India | | | | | | | | NIL | | | | | | | | | |
| | Sub Total (B)(2) | | | | | | | | | | | | | | | | | |



Table III - Statement showing shareholding pattern of the Public shareholder

Moviebuff Private Limited as on 24th November, 2017

| Category | | Category & Name of the Shareholder | PAN | No of Share-holders | No of fully paid up equity shares held | No of Partly paid-up equity shares held | No of Shares Underlying Depository Receipts | Total No of Shares Held (IV+V+VI) | Sharehold ing as a % of total no of shares (A+B+C2) | Number of Voting Rights held in each class of securities | | | No of Shares Underlying Outstanding convertible securities (Including Warrants) | Shareholdin g as a % assuming full conversion of convertible Securities (as a percentage of diluted share capital) | Number of Locked in Shares | | Number of Shares pledged or otherwise encumbered | | Number of equity shares held in dematerial ized form |
|----------|--|---|------|---------------------|--|---|---|-----------------------------------|---|--|---------|-------------------------|---|--|----------------------------|-----------------------------|--|-----------------------------|--|
| | | | | | | | | | | No of Voting Rights | | Total as a % of (A+B+C) | | | No. | As a % of total Shares held | No. | As a % of total Shares held | |
| | | | | | | | | | | Class X | Class Y | Total | | | | | | | |
| | | (I) | (II) | (III) | (IV) | (V) | (VI) | (VII) | (VIII) | (IX) | | | (X) | (XI) | (XII) | | (XIII) | | (XIV) |
| (3) | | Non-Institutions | NIL | | | | | | | | | | | | | | | | |
| (a) | | i.Individual shareholders holding nominal share capital up to Rs.2 lakhs | | | | | | | | | | | | | | | | | |
| | | ii.Individual shareholders holding nominal share capital in excess of Rs. 2 Lakhs | | | | | | | | | | | | | | | | | |
| | | | | | | | | | | | | | | | | | | | |
| (b) | | NBFCs Registered with RBI | | | | | | | | | | | | | | | | | |
| (c) | | Employee Trusts | | | | | | | | | | | | | | | | | |
| (d) | | Overseas Depositories (Holding DRs)(Balancing figure) | | | | | | | | | | | | | | | | | |
| (e) | | Any Other | | | | | | | | | | | | | | | | | |
| | | TRUSTS | | | | | | | | | | | | | | | | | |
| | | NON RESIDENT INDIANS | | | | | | | | | | | | | | | | | |
| | | CLEARING MEMBERS | | | | | | | | | | | | | | | | | |
| | | NON RESIDENT INDIAN NON REPATRIABLE | | | | | | | | | | | | | | | | | |
| | | BODIES CORPORATES | | | | | | | | | | | | | | | | | |
| | | Sub Total (B)(3) | | | | | | | | | | | | | | | | | |
| | | Total Public Shareholding (B) = (B)(1)+(B)(2)+(B)(3) | | | | | | | | | | | | | | | | | |



Table IV - Statement showing shareholding pattern of the Non Promoter - Non Public Shareholder

Moviebuff Private Limited as on 24th November, 2017

| Reviewed Private Limited as on 24th November, 2017 | | | | | | | | | | | | | | | | | | |
|--|--|------|---------------------|--|---|---|-----------------------------------|--|--|---------|-------------------------|---|---|----------------------------|-----------------------------|--|-----------------------------|---|
| Category | Category & Name of the Shareholder | PAN | No of Share-holders | No of fully paid up equity shares held | No of Partly paid-up equity shares held | No of Shares Underlying Depository Receipts | Total No of Shares Held (IV+V+VI) | Shareholding as a % of total no of shares (A+B+C2) | Number of Voting Rights held in each class of securities | | | No of Shares Underlying Outstanding convertible securities (Including Warrants) | Shareholding as a % assuming full conversion of convertible Securities (as a percentage of diluted share capital) | Number of Locked in Shares | | Number of Shares pledged or otherwise encumbered | | Number of equity shares held in dematerialized form |
| | | | | | | | | | | | | | | No. | As a % of total Shares held | No. | As a % of total Shares held | |
| | | | | | | | | | No of Voting Rights | | Total as a % of (A+B+C) | | | No. | As a % of total Shares held | No. | As a % of total Shares held | |
| | | | | | | | | | Class X | Class Y | Total | | | | | | | |
| | (I) | (II) | (III) | (IV) | (V) | (VI) | (VII) | (VIII) | (IX) | | | (X) | (XI) | (XII) | | (XIII) | | (XIV) |
| (1) | Custodian/DR Holder | NIL | | | | | | | | | | | | | | | | |
| (2) | Employee Benefit Trust (under SEBI(Share based Employee Benefit) Regulations 2014) | | | | | | | | | | | | | | | | | |
| | Total Non-Promoter-Non Public Shareholding (C) = (C)(1)+(C)(2) | | | | | | | | | | | | | | | | | |



Details of the shareholders acting as persons in Concert including their Shareholding:

| Name of Shareholder | Name of PAC | No of shares | Holding% |
|---------------------|-------------|--------------|----------|
| | | | |
| Total: | NIL | | |



Details of Shares which remain unclaimed may be given hear along with details such as number of shareholders, outstanding shares held in demat/unclaimed suspense account

| No of Shareholders | No of shares |
|--------------------|--------------|
| -- | -- |



Format of Holding of Specified securities

1. Name of Listed Entity: Moviebuff Private Limited (Unlisted Entity)
2. Scrip Code/Name of Scrip/Class of Security: **BSE Scrip Code:** **NSE Symbol:**
3. Share Holding Pattern Filed under: Reg. 31(1)(a)/Reg.31(1)(b)/Reg.31(1)(c)
 - a. if under 31(1)(b) then indicate the report for quarter ending
 - b. if under 31(1)(c) then indicate date of allotment/extinguishment

POST MERGER
NA

4. Declaration : The Listed entity is required to submit the following declaration to the extent of submission of information:

| Particulars | YES* | NO* |
|--|------|-----|
| a Whether the Listed Entity has issued any partly paid up shares | | |
| b Whether the Listed Entity has issued any Convertible Securities or Warrants? | | NO |
| c Whether the Listed Entity has any shares against which depository receipts are issued? | | NO |
| d Whether the Listed Entity has any shares in locked-in? | | NO |
| e Whether any shares held by promoters are pledge or otherwise encumbered? | | NO |

*if the Listed Entity selects the option 'NO' for the questions above, the columns for the partly paid up shares, Outstanding Convertible Securities/Warrants, depository receipts, locked-in shares, No of shares pledged or otherwise encumbered by promoters, as applicable, shall not be displayed at the time of dissemination on the Stock Exchange website. Also wherever there is 'No' declared by Listed entity in above table the values will be considered as 'Zero' by default on submission of the format of holding of specified securities.

- 5 The tabular format for disclosure of holding of specified securities is as follows:

Note: Post the merger of the Company with Qube Digital Cinema Pvt. Ltd., the shares of the company shall be deemed to have been automatically cancelled and shall be of no effect.

For MOVIEBUFF PRIVATE LIMITED

Harsh Maheshwari
Director

Table I - Summary Statement holding of specified securities

Moviebuff Private Limited immediately upon merger

| Category | Category of Shareholder | No of Shareholders | No of fully paid up equity shares held | No of Partly paid-up equity shares held | No of Shares Underlying Depository Receipts | Total No of Shares Held (VII) = (IV)+(V)+(VI) | Shareholding as a % of total no of shares (As a % of (A+B+C2)) | Number of Voting Rights held in each class of securities | | | No of Shares Underlying Outstanding convertible securities (Including Warrants) | Shareholding as a % assuming full conversion of convertible Securities (as a percentage of diluted share capital) | Number of Locked in Shares | | Number of Shares pledged or otherwise encumbered | | Number of equity shares held in dematerialized form |
|----------|---------------------------------|--------------------|--|---|---|---|--|--|---------|-------------------------|---|---|----------------------------|-----------------------------|--|-----------------------------|---|
| | | | | | | | | No of Voting Rights | | Total as a % of (A+B+C) | | | No. | As a % of total Shares held | No. | As a % of total Shares held | |
| | | | | | | | | Class X | Class Y | Total | | | | | | | |
| (I) | (II) | (III) | (IV) | (V) | (VI) | (VII) | (VIII) | (IX) | | | (X) | (XI) | (XII) | | (XIII) | | (XIV) |
| (A) | Promoter & Promoter Group | 0 | 0 | 0 | 0 | 0 | 0.00 | | | | 0 | 0 | 0 | 0 | 0 | 0 | |
| (B) | Public | | | | | | | | | | | | | | | | |
| (C) | Non Promoter-Non Public | 0 | 0 | 0 | 0 | 0 | | | | | 0 | 0 | 0 | 0 | 0 | 0 | |
| (C1) | Shares underlying DRs | 0 | 0 | 0 | 0 | 0 | | | | | 0 | 0 | 0 | 0 | 0 | 0 | |
| (C2) | Shares held by Employees Trusts | 0 | 0 | 0 | 0 | 0 | | | | | 0 | 0 | 0 | 0 | 0 | 0 | |
| | | | | | | | | | | | 0 | 0 | 0 | 0 | 0 | 0 | |
| | Total: | 0 | 0 | 0 | 0 | 0 | 0.00 | | | | 0 | 0 | 0 | 0 | 0 | 0 | |

For MOVIEBUFF PRIVATE LIMITED

Harshabhaty

Director

Table II - Statement showing shareholding pattern of the Promoter and Promoter Group

Moviebuff Private Limited immediately upon merger

| Category | Category & Name of the Shareholder | PAN | No of Share-holders | No of fully paid up equity shares held | No of Partly paid-up equity shares held | No of Shares Underlying Depository Receipts | Total No of Shares Held (IV+V+VI) | Sharehold- ing as a % of total no of shares (calculated as per SCRR, 1957 (VIII) As a % of (A+B+C2) | Number of Voting Rights held in each class of securities | | | No of Shares Underlyi ng Outstan ding convertible securitie s (Includin g Warrant s) | Shareholdin g as a % assuming full conversion of convertible Securities (as a percentage of diluted share capital) (VII)+(X) As a % of (A+B+C2) | Number of Locked in Shares | | Number of Shares pledged or otherwise encumbered | | Number of equity shares held in demateriali zed form |
|----------|--|------|---------------------|--|---|---|-----------------------------------|---|--|---------|-------|--|---|----------------------------|------------------------|--|------------------------|--|
| | | | | | | | | | No of Voting Rights | | | | | No. | As a % of total Shares | No. | As a % of total Shares | |
| | | | | | | | | | Class X | Class Y | Total | | | | | | | |
| | (I) | (II) | (III) | (IV) | (V) | (VI) | (VII) | (VIII) | (IX) | | | (X) | (XI) | (XII) | | (XIII) | | (XIV) |
| (1) | Indian | | | | | | | | | | | | | | | | | |
| (a) | Individuals/Hindu undivided Family | | | | | | | | | | | | | | | | | |
| (b) | Central Government/State Government(s) | | | | | | | | | | | | | | | | | |
| (c) | Financial Institutions/Banks | | | | | | | | | | | | | | | | | |



Table II - Statement showing shareholding pattern of the Promoter and Promoter Group

Moviebuff Private Limited immediately upon merger

| Category | Category & Name of the Shareholder | PAN | No of Share-holders | No of fully paid up equity shares held | No of Partly paid-up equity shares held | No of Shares Underlying Depository Receipts | Total No of Shares Held (IV+V+VI) | Sharehold- ing as a % of total no of shares (calculated as per SCRR, 1957 (VIII) As a % of (A+B+C2) | Number of Voting Rights held in each class of securities | | | No of Shares Underlyi ng Outstan ding converti ble securitie s (Includin g Warrant s) | Shareholdin g as a % assuming full conversion of convertible Securities (as a percentage of diluted share capital) (VII)+(X) As a % of (A+B+C2) | Number of Locked in Shares | | Number of Shares pledged or otherwise encumbered | | Number of equity shares held in demateriali zed form |
|----------|---|------|---------------------|--|---|---|-----------------------------------|---|--|---------|-------|---|---|----------------------------|------------------------|--|------------------------|--|
| | | | | | | | | | No of Voting Rights | | | | | No. | As a % of total Shares | No. | As a % of total Shares | |
| | | | | | | | | | Class X | Class Y | Total | | | | | | | |
| | (I) | (II) | (III) | (IV) | (V) | (VI) | (VII) | (VIII) | (IX) | | | (X) | (XI) | (XII) | | (XIII) | | (XIV) |
| (d) | Any Other | | | | | | | | | | | | | | | | | |
| | Sub-Total (A)(1) | | | | | | | | | | | | | | | | | |
| (2) | Foreign | | | | | | | | | | | | | | | | | |
| (a) | Individuals (Non-Resident Individuals/Foreign Individuals | | | | | | | | | | | | | | | | | |
| (b) | Government | | | | | | | | | | | | | | | | | |
| (c) | Institutions | | | | | | | | | | | | | | | | | |
| (d) | Foreign Portfolio Investor | | | | | | | | | | | | | | | | | |
| (e) | Any Other | | | | | | | | | | | | | | | | | |
| | Sub-Total (A)(2) | | | | | | | | | | | | | | | | | |
| | Total Shareholding of Promoter and Promoter Group (A)=(A)(1)+(A)(2) | | | | | | | | | | | | | | | | | |

NIL



Table III - Statement showing shareholding pattern of the Public shareholder

| Moviebuff Private Limited immediately upon merger | | | | | | | | | | | | | | | | | | | |
|---|------------------------------------|------|---------------------|--|---|---|-----------------------------------|--|--|---------|-------|---|---|----------------------------|-----|--|---|-----------------------------|--|
| Category | Category & Name of the Shareholder | PAN | No of Share-holders | No of fully paid up equity shares held | No of Partly paid-up equity shares held | No of Shares Underlying Depository Receipts | Total No of Shares Held (IV+V+VI) | Shareholding as a % of total no of shares (A+B+C2) | Number of Voting Rights held in each class of securities | | | No of Shares Underlying Outstanding convertible securities (Including Warrants) | Shareholding as a % assuming full conversion of convertible Securities (as a percentage of diluted share capital) | Number of Locked in Shares | | Number of Shares pledged or otherwise encumbered | Number of equity shares held in dematerialized form | | |
| | | | | | | | | | No of Voting Rights | | | Total as a % of (A+B+C) | | | No. | As a % of total Shares held | No. | As a % of total Shares held | |
| | | | | | | | | | Class X | Class Y | Total | | | | | | | | |
| | (I) | (II) | (III) | (IV) | (V) | (VI) | (VII) | (VIII) | (IX) | | | (X) | (XI) | (XII) | | (XIII) | | (XIV) | |
| (1) | Institutions | NIL | | | | | | | | | | | | | | | | | |
| (a) | Mutual Funds | | | | | | | | | | | | | | | | | | |
| | | | | | | | | | | | | | | | | | | | |
| (b) | Venture Capital Funds | | | | | | | | | | | | | | | | | | |
| (c) | Alternate Investment Funds | | | | | | | | | | | | | | | | | | |
| (d) | Foreign Venture Capital Investors | | | | | | | | | | | | | | | | | | |
| | | | | | | | | | | | | | | | | | | | |
| (e) | Foreign Portfolio Investors | | | | | | | | | | | | | | | | | | |
| | | | | | | | | | | | | | | | | | | | |
| (f) | Financial Institutions/Banks | | | | | | | | | | | | | | | | | | |



Table III - Statement showing shareholding pattern of the Public shareholder

| Moviebuff Private Limited immediately upon merger | | | | | | | | | | | | | | | | | | | | | | | | | | | | |
|---|---|------|---------------------|--|---|---|-----------------------------------|---|--|---------|-------|-------------------------|---|--|----------------------------|-----------------------------|--|-----------------------------|--|--|--|--|--|--|--|--|--|--|
| Category | Category & Name of the Shareholder | PAN | No of Share-holders | No of fully paid up equity shares held | No of Partly paid-up equity shares held | No of Shares Underlying Depository Receipts | Total No of Shares Held (IV+V+VI) | Sharehold ing as a % of total no of shares (A+B+C2) | Number of Voting Rights held in each class of securities | | | | No of Shares Underlying Outstanding convertible securities (Including Warrants) | Shareholdin g as a % assuming full conversion of convertible Securities (as a percentage of diluted share capital) | Number of Locked in Shares | | Number of Shares pledged or otherwise encumbered | | Number of equity shares held in dematerial ized form | | | | | | | | | |
| | | | | | | | | | No of Voting Rights | | | Total as a % of (A+B+C) | | | No. | As a % of total Shares held | No. | As a % of total Shares held | | | | | | | | | | |
| | | | | | | | | | Class X | Class Y | Total | | | | | | | | | | | | | | | | | |
| | (I) | (II) | (III) | (IV) | (V) | (VI) | (VII) | (VIII) | (IX) | | | | (X) | (XI) | (XII) | | (XIII) | | (XIV) | | | | | | | | | |
| (g) | Insurance Companies | | | | | | | | NIL | | | | | | | | | | | | | | | | | | | |
| | | | | | | | | | | | | | | | | | | | | | | | | | | | | |
| (h) | Provident Funds/Pension Funds | | | | | | | | | | | | | | | | | | | | | | | | | | | |
| (i) | Any Other | | | | | | | | | | | | | | | | | | | | | | | | | | | |
| | FOREIGN CORPORATE BODIES | | | | | | | | | | | | | | | | | | | | | | | | | | | |
| | | | | | | | | | | | | | | | | | | | | | | | | | | | | |
| | Sub Total (B)(1) | | | | | | | | | | | | | | | | | | | | | | | | | | | |
| (2) | Central Government/State Government(s)/President of India | | | | | | | | | | | | | | | | | | | | | | | | | | | |
| | Sub Total (B)(2) | | | | | | | | | | | | | | | | | | | | | | | | | | | |

NIL



Table III - Statement showing shareholding pattern of the Public shareholder

| Statement showing shareholding pattern of the company immediately upon merger | | | | | | | | | | | | | | | | | | | | | | | | | | |
|---|---|------|---------------------|--|---|---|-----------------------------------|--|--|---------|-------------------------|---|---|----------------------------|-----------------------------|--|-----------------------------|---|--|--|--|--|--|--|--|--|
| Category | Category & Name of the Shareholder | PAN | No of Share-holders | No of fully paid up equity shares held | No of Partly paid-up equity shares held | No of Shares Underlying Depository Receipts | Total No of Shares Held (IV+V+VI) | Shareholding as a % of total no of shares (A+B+C2) | Number of Voting Rights held in each class of securities | | | No of Shares Underlying Outstanding convertible securities (Including Warrants) | Shareholding as a % assuming full conversion of convertible Securities (as a percentage of diluted share capital) | Number of Locked in Shares | | Number of Shares pledged or otherwise encumbered | | Number of equity shares held in dematerialized form | | | | | | | | |
| | | | | | | | | | No of Voting Rights | | Total as a % of (A+B+C) | | | No. | As a % of total Shares held | No. | As a % of total Shares held | | | | | | | | | |
| | | | | | | | | | Class X | Class Y | Total | | | | | | | | | | | | | | | |
| | (I) | (II) | (III) | (IV) | (V) | (VI) | (VII) | (VIII) | (IX) | | | (X) | (XI) | (XII) | | (XIII) | | (XIV) | | | | | | | | |
| (3) | Non-Institutions | | | | | | | | NIL | | | | | | | | | | | | | | | | | |
| (a) | i.Individual shareholders holding nominal share capital up to Rs.2 lakhs | | | | | | | | | | | | | | | | | | | | | | | | | |
| | ii.Individual shareholders holding nominal share capital in excess of Rs. 2 Lakhs | | | | | | | | | | | | | | | | | | | | | | | | | |
| | | | | | | | | | | | | | | | | | | | | | | | | | | |
| (b) | NBFCs Registered with RBI | | | | | | | | | | | | | | | | | | | | | | | | | |
| (c) | Employee Trusts | | | | | | | | | | | | | | | | | | | | | | | | | |
| (d) | Overseas Depositories (Holding DRs)(Balancing figure) | | | | | | | | | | | | | | | | | | | | | | | | | |
| (e) | Any Other | | | | | | | | | | | | | | | | | | | | | | | | | |
| | TRUSTS | | | | | | | | | | | | | | | | | | | | | | | | | |
| | NON RESIDENT INDIANS | | | | | | | | | | | | | | | | | | | | | | | | | |
| | CLEARING MEMBERS | | | | | | | | | | | | | | | | | | | | | | | | | |
| | NON RESIDENT INDIAN NON REPATRIABLE | | | | | | | | | | | | | | | | | | | | | | | | | |
| | BODIES CORPORATES | | | | | | | | | | | | | | | | | | | | | | | | | |
| | Sub Total (B)(3) | | | | | | | | | | | | | | | | | | | | | | | | | |
| | Total Public Shareholding (B) = (B)(1)+(B)(2)+(B)(3) | | | | | | | | | | | | | | | | | | | | | | | | | |



Table IV - Statement showing shareholding pattern of the Non Promoter - Non Public Shareholder

Moviebuff Private Limited immediately upon merger

| Category | Category & Name of the Shareholder | PAN | No of Share-holders | No of fully paid up equity shares held | No of Partly paid-up equity shares held | No of Shares Underlying Depository Receipts | Total No of Shares Held (IV+V+VI) | Shareholding as a % of total no of shares (A+B+C2) | Number of Voting Rights held in each class of securities | | | No of Shares Underlying Outstanding convertible securities (Including Warrants) | Shareholding as a % assuming full conversion of convertible Securities (as a percentage of diluted share capital) | Number of Locked in Shares | | Number of Shares pledged or otherwise encumbered | | Number of equity shares held in dematerialized form |
|----------|--|------|---------------------|--|---|---|-----------------------------------|--|--|-------------------------|-------|---|---|----------------------------|-----------------------------|--|-----------------------------|---|
| | | | | | | | | | No of Voting Rights | Total as a % of (A+B+C) | | | | No. | As a % of total Shares held | No. | As a % of total Shares held | |
| | | | | | | | | | Class X | Class Y | Total | | | | | | | |
| | (I) | (II) | (III) | (IV) | (V) | (VI) | (VII) | (VIII) | (IX) | | | (X) | (XI) | (XII) | | (XIII) | | (XIV) |
| (1) | Custodian/DR Holder | NIL | | | | | | | | | | | | | | | | |
| (2) | Employee Benefit Trust (under SEBI(Share based Employee Benefit) Regulations 2014) | | | | | | | | | | | | | | | | | |
| | Total Non-Promoter-Non Public Shareholding (C) = (C)(1)+(C)(2) | | | | | | | | | | | | | | | | | |



| Details of the shareholders acting as persons in Concert including their Shareholding: | | | |
|--|-------------|--------------|----------|
| Name of Shareholder | Name of PAC | No of shares | Holding% |
| | | | |
| Total: | NIL | | |



Details of Shares which remain unclaimed may be given hear along with details such as number of shareholders, outstanding shares held in demat/unclaimed suspense account

No of Shareholders

No of shares

--

--



Format of Holding of Specified securities

1. Name of Listed Entity: Qube Cinema Technologies Private Limited (Unlisted Entity)
2. Scrip Code/Name of Scrip/Class of Security: **BSE Scrip Code:** **NSE Symbol:**
3. Share Holding Pattern Filed under: Reg. 31(1)(a)/Reg.31(1)(b)/Reg.31(1)(c)

a. if under 31(1)(b) then indicate the report for quarter ending

b. if under 31(1)(c) then indicate date of allotment/extinguishment

24.11.2017

NA

4. Declaration : The Listed entity is required to submit the following declaration to the extent of submission of information:

| Particulars | YES* | NO* |
|--|------|-----|
| a Whether the Listed Entity has issued any partly paid up shares | | |
| b Whether the Listed Entity has issued any Convertible Securities or Warrants? | | NO |
| c Whether the Listed Entity has any shares against which depository receipts are issued? | Yes | |
| d Whether the Listed Entity has any shares in locked-in? | | NO |
| e Whether any shares held by promoters are pledge or otherwise encumbered? | | NO |
| | | NO |

*if the Listed Entity selects the option 'NO' for the questions above, the columns for the partly paid up shares, Outstanding Convertible Securities/Warrants, depository receipts, locked-in shares, No of shares pledged or otherwise encumbered by promoters, as applicable, shall not be displayed at the time of dissemination on the Stock Exchange website. Also wherever there is 'No' declared by Listed entity in above table the values will be considered as 'Zero' by default on submission of the format of holding of specified securities.

- 5 The tabular format for disclosure of holding of specified securities is as follows:

For Qube Cinema Technologies Pvt. Ltd.

P. Venkatesh
Chief Financial Officer

Table I - Summary Statement holding of specified securities

Qube Cinema Technologies Private Limited as on 24th November, 2017

| Category | Category of Shareholder | No of Share-holders | No of fully paid up equity shares held | No of Partly paid-up equity shares held | No of Shares Underlying Depository Receipts | Total No of Shares Held (VII) = (IV)+(V)+(VI) | Shareholding as a % of total no of shares (As a % of (A+B+C2)) | Number of Voting Rights held in each class of securities | | | No of Shares Underlying Outstanding convertible securities (Including Warrants and options) | Shareholding as a % assuming full conversion of convertible Securities (as a percentage of diluted share capital) | Number of Locked in Shares | | Number of Shares pledged or otherwise encumbered | | Number of equity shares held in dematerialized form |
|----------|---------------------------------|---------------------|--|---|---|---|--|--|---------|-------------------------|---|---|----------------------------|-----------------------------|--|-----------------------------|---|
| | | | | | | | | No of Voting Rights | | Total as a % of (A+B+C) | | | No. | As a % of total Shares held | No. | As a % of total Shares held | |
| | | | | | | | | Class X | Class Y | Total | | | | | | | |
| (I) | (II) | (III) | (IV) | (V) | (VI) | (VII) | (VIII) | (IX) | | | (X) | (XI) | (XII) | | (XIII) | | (XIV) |
| (A) | Promoter & Promoter Group | 13 | 55,23,091 | 0 | 0 | 55,23,091 | 55.56 | 1:1 ratio (One share one vote basis) | | | 0 | 27.81 | 0 | 0.00 | 0 | 0.00 | |
| (B) | Public* | 198 | 44,17,767.00 | 0 | 0 | 4417767 | 44.44 | | | | 7818611** | 72.19 | 0 | 0.00 | 0 | 0 | |
| (C) | Non Promoter-Non Public | 0 | - | 0 | 0 | - | 0.00 | | | | | | 0 | 0 | 0 | 0 | |
| (C1) | Shares underlying DRs | 0 | 0 | 0 | 0 | 0 | 0.00 | | | | 0 | 0 | 0 | 0.00 | 0 | 0 | |
| (C2) | Shares held by Employees Trusts | | - | 0 | 0 | - | 0.00 | | | | 0 | 0.00 | 0 | 0.00 | 0 | 0 | |
| Total: | | 211 | 99,40,858 | 0 | 0 | 99,40,858 | 100.00 | | | | 78,18,611 | 100.00 | 0 | 0.00 | 0 | 0.00 | |

*includes the shares held by Employee Trusts

**It includes ESOP Options held by the option holders which are yet to be exercised and CCPS (Series A, B and C) and represents the number of CCPS/ Options held before conversion into Equity

For Qube Cinema Technologies Pvt. Ltd.



P. Venkatesh
Chief Financial Officer

Table II - Statement showing shareholding pattern of the Promoter and Promoter Group

Qube Cinema Technologies Private Limited as on 24th November, 2017

| Category | Category & Name of the Shareholder | PAN | No of Shareholders | No of fully paid up equity shares held | No of Partly paid-up equity shares held | No of Shares Underlying Depository Receipts | Total No of Shares Held (IV+V+VI) | Shareholding as a % of total no of shares (calculated as per SCRR, 1957 (VIII) As a % of (A+B+C2) | Number of Voting Rights held in each class of securities | | | No of Shares Underlying Outstanding convertible securities (Including Warrants) | Shareholding as a % assuming full conversion of convertible Securities (as a percentage of diluted share capital) (VII)+(X) As a % of (A+B+C2) | Number of Locked in Shares | | Number of Shares pledged or otherwise encumbered | | Number of equity shares held in dematerialized form |
|----------|--|------------|--------------------|--|---|---|-----------------------------------|---|--|---------|-------|---|--|----------------------------|------------------------|--|------------------------|---|
| | | | | | | | | | No of Voting Rights | | | | | No. | As a % of total Shares | No. | As a % of total Shares | |
| | | | | | | | | | Class X | Class Y | Total | | | | | | | |
| | (I) | (II) | (III) | (IV) | (V) | (VI) | (VII) | (VIII) | (IX) | | | (X) | (XI) | (XII) | | (XIII) | | (XIV) |
| (1) | Indian | | | | | | | | | | | | | | | | | |
| (a) | Individuals/Hindu undivided Family | | 11 | | | | | | | | | | | | | | | |
| | Mr. Arun Veerappan | ADPPA6900P | | 2,98,000 | | | 2,98,000 | 3.00 | | | | 0 | 1.50 | 0 | 0.00 | 0 | 0.00 | |
| | Mr. V. Senthil Kumar | AAHPS8822P | | 5,53,100 | | | 5,53,100 | 5.56 | | | | 0 | 2.79 | 0 | 0.00 | 0 | 0.00 | |
| | Mrs. Meena Veerappan | AGOPM6214A | | 5,06,800 | | | 5,06,800 | 5.10 | | | | 0 | 2.55 | 0 | 0.00 | 0 | 0.00 | |
| | Mrs. Vee. Vijayalakshmi | AADPV6576D | | 2,34,000 | | | 2,34,000 | 2.35 | | | | 0 | 1.18 | 0 | 0.00 | 0 | 0.00 | |
| | Mr. V. Sivakumar | AAHPS8804R | | 1,87,200 | | | 1,87,200 | 1.88 | | | | 0 | 0.94 | 0 | 0.00 | 0 | 0.00 | |
| | Mr. Raja Enok | AEFPR0361C | | 44,500 | | | 44,500 | 0.45 | | | | 0 | 0.22 | 0 | 0.00 | 0 | 0.00 | |
| | Mrs. Julie Enok | AINPM7817Q | | 6,000 | | | 6,000 | 0.06 | | | | 0 | 0.03 | 0 | 0.00 | 0 | 0.00 | |
| | Mr. P.C. Sreeram | AMNPS9176Q | | 3,57,750 | | | 3,57,750 | 3.60 | | | | 0 | 1.80 | 0 | 0.00 | 0 | 0.00 | |
| | Mr. P. Jayendra | AFVPP5428F | | 3,57,750 | | | 3,57,750 | 3.60 | | | | 0 | 1.80 | 0 | 0.00 | 0 | 0.00 | |
| | Mr. S. Gunaseelan | AIVPG6358E | | 30,000 | | | 30,000 | 0.30 | | | | 0 | 0.15 | 0 | 0.00 | 0 | 0.00 | |
| | Mr. D. Ashok Kumar | | | 30,000 | | | 30,000 | 0.30 | | | | 0 | 0.15 | 0 | 0.00 | 0 | 0.00 | |
| (b) | Central Government/State Government(s) | | | | | | | | | | | | | | | | | |
| (c) | Financial Institutions/Banks | | | | | | | | | | | | | | | | | |



Table II - Statement showing shareholding pattern of the Promoter and Promoter Group

Qube Cinema Technologies Private Limited as on 24th November, 2017

| Category | Category & Name of the Shareholder | PAN | No of Shareholders | No of fully paid up equity shares held | No of Partly paid-up equity shares held | No of Shares Underlying Depository Receipts | Total No of Shares Held (IV+V+VI) | Shareholding as a % of total no of shares (calculated as per SCRR, 1957 (VIII) As a % of (A+B+C2) | Number of Voting Rights held in each class of securities | | | No of Shares Underlying Outstanding convertible securities (Including Warrants) | Shareholding as a % assuming full conversion of convertible Securities (as a percentage of diluted share capital) (VII)+(X) As a % of (A+B+C2) | Number of Locked in Shares | | Number of Shares pledged or otherwise encumbered | | Number of equity shares held in dematerialized form |
|----------|--|----------------|--------------------|--|---|---|-----------------------------------|---|--|---------|-------|---|--|----------------------------|------------------------|--|------------------------|---|
| | | | | | | | | | No of Voting Rights | | | | | No. | As a % of total Shares | No. | As a % of total Shares | |
| | (I) | (II) | (III) | (IV) | (V) | (VI) | (VII) | (VIII) | Class X | Class Y | Total | | | | | | | |
| (d) | Any Other | | 1 | | | | | | (IX) | | | (X) | (XI) | (XII) | | (XIII) | | (XIV) |
| | Real Image LLP | AATFR9609K | | 24,62,225 | | | 24,62,225 | 24.77 | 1:1 ratio (One share one vote basis) | | | 0 | 12.40 | 0 | 0.00 | 0 | 0.00 | |
| | Sub-Total (A)(1) | | 12 | 50,67,325 | | | 50,67,325 | 50.97 | | | | 0 | 25.52 | 0 | 0.00 | 0 | 0.00 | |
| (2) | Foreign | | | | | | | | | | | | | | | | | |
| (a) | Individuals (Non-Resident Individuals/Foreign Individuals) | | | | | | | | | | | | | | | | | |
| (b) | Government | | | | | | | | | | | | | | | | | |
| (c) | Institutions | | | | | | | | | | | | | | | | | |
| (d) | Foreign Portfolio Investor | | | | | | | | | | | | | | | | | |
| (e) | Any Other | | 1 | | | | | | | | | | | | | | | |
| | Transglobal technologies Inc | Not Applicable | | 455766 | | | 455766 | 4.58 | | | | 0 | 2.30 | 0 | 0.00 | 0 | 0.00 | |
| | Sub-Total (A)(2) | | 1 | 455766 | | | 455766 | 4.58 | | | | 0 | 2.30 | 0 | 0.00 | 0 | 0.00 | |
| | Total Shareholding of Promoter and Promoter Group (A)=(A)(1)+(A)(2) | | 13 | 55,23,091 | | | 55,23,091 | 55.56 | | | | 0 | 27.81 | 0 | 0.00 | 0 | 0.00 | |



Table III - Statement showing shareholding pattern of the Public shareholder

Qube Cinema Technologies Private Limited as on 24th November, 2017

| Category | Category & Name of the Shareholder | PAN | No of Shareholders | No of fully paid up equity shares held | No of Partly paid-up equity shares held | No of Shares Underlying Depository Receipts | Total No of Shares Held (IV+V+VI) | Shareholding as a % of total no of shares (A+B+C2) | Number of Voting Rights held in each class of securities | | | No of Shares Underlying Outstanding convertible securities (Including Warrants) | Shareholding as a % assuming full conversion of convertible Securities (as a percentage of diluted share capital) | Number of Locked in Shares | | Number of Shares pledged or otherwise encumbered | | Number of equity shares held in dematerialized form |
|----------|------------------------------------|------|--------------------|--|---|---|-----------------------------------|--|--|---------|-------------------------|---|---|----------------------------|-----------------------------|--|-----------------------------|---|
| | | | | | | | | | No of Voting Rights | | Total as a % of (A+B+C) | | | No. | As a % of total Shares held | No. | As a % of total Shares held | |
| | (I) | (II) | (III) | (IV) | (V) | (VI) | (VII) | (VIII) | Class X | Class Y | Total | | | | | | | |
| | | | | | | | | | (IX) | | | (X) | (XI) | (XII) | | (XIII) | | (XIV) |
| (1) | Institutions | | | | | | | | | | | | | | | | | |
| (a) | Mutual Funds | | | | | | | | | | | | | | | | | |
| (b) | Venture Capital Funds | | | | | | | | | | | | | | | | | |
| (c) | Alternate Investment Funds | | | | | | | | | | | | | | | | | |
| (d) | Foreign Venture Capital Investors | | | | | | | | | | | | | | | | | |
| (e) | Foreign Portfolio Investors | | | | | | | | | | | | | | | | | |
| | | | | | | | | | | | | | | | | | | |
| (f) | Financial Institutions/Banks | | 3 | | | | | | | | | | | | | | | |
| | Canara Bank | | | 5,31,567 | | | 5,31,567 | 5.35 | | | | 0 | 2.68 | 0 | 0 | 0 | 0 | |
| | Andhra Bank | | | 3,54,378 | | | 3,54,378 | 3.56 | | | | 0 | 1.78 | 0 | 0 | 0 | 0 | |
| | Union Bank of India | | | 3,54,378 | | | 3,54,378 | 3.56 | | | | 0 | 1.78 | 0 | 0 | 0 | 0 | |



Table III - Statement showing shareholding pattern of the Public shareholder

Qube Cinema Technologies Private Limited as on 24th November, 2017

| Category | Category & Name of the Shareholder | PAN | No of Share-holders | No of fully paid up equity shares held | No of Partly paid-up equity shares held | No of Shares Underlying Depository Receipts | Total No of Shares Held (IV+V+VI) | Shareholding as a % of total no of shares (A+B+C2) | Number of Voting Rights held in each class of securities | | | No of Shares Underlying Outstanding convertible securities (Including Warrants) | Shareholding as a % assuming full conversion of convertible Securities (as a percentage of diluted share capital) | Number of Locked in Shares | | Number of Shares pledged or otherwise encumbered | | Number of equity shares held in dematerialized form |
|----------|---|------|---------------------|--|---|---|-----------------------------------|--|--|---------|-------------------------|---|---|----------------------------|-----------------------------|--|-----------------------------|---|
| | | | | | | | | | No of Voting Rights | | Total as a % of (A+B+C) | | | No. | As a % of total Shares held | No. | As a % of total Shares held | |
| | (I) | (II) | (III) | (IV) | (V) | (VI) | (VII) | (VIII) | Class X | Class Y | Total | | | | | | | |
| | | | | | | | | | (IX) | | | (X) | (XI) | (XII) | | (XIII) | | (XIV) |
| (g) | Insurance Companies | | | | | | | | | | | | | | | | | |
| (h) | Provident Funds/Pension Funds | | | | | | | | | | | | | | | | | |
| (i) | Any Other | | | | | | | | | | | | | | | | | |
| | FOREIGN CORPORATE BODIES | | 4 | | | | | | | | | | | | | | | |
| | Streetedge Capital LP | | | 15,97,302 | | | 15,97,302 | 16.07 | | | | 0 | 8.04 | 0 | 0 | 0 | 0 | |
| | Intel Capital Corporation | | | 2,571 | | | 2,571 | 0.03 | | | | #2571006*** | 12.95 | 0 | 0 | 0 | 0 | 2571 (CCPS are also in Demat) |
| | Intel Capital Corporation (Series C Preference Shares) | | | | | | | | | | | #197563**** | 1.63 | 0 | 0 | 0 | 0 | (CCPS held under Demat) |
| | CSI BD (Mauritius) | | | 790 | | | 790 | 0.01 | | | | #789941***** | 3.98 | 0 | 0 | 0 | 0 | |
| | Nomura Asia Investment (MB) Pte. Ltd | | | 6,25,747 | | | 6,25,747 | 6.29 | | | | #3095160***** | 28.69 | 0 | 0 | 0 | 0 | 625747 CCPS are also in Demat mode) |
| | Sub Total (B)(1) | | 7 | 3466733 | | | 3466733 | 34.87 | | | | | 61.54 | 0 | 0 | 0 | 0 | |
| (2) | Central Government/State Government(s)/President of India | | | | | | | | | | | | | | | | | |
| | Sub Total (B)(2) | | 0 | 0 | | | 0 | 0 | | | | 0 | 0 | 0 | 0 | 0 | 0 | |



Table III - Statement showing shareholding pattern of the Public shareholder

Qube Cinema Technologies Private Limited as on 24th November, 2017

| Category | Category & Name of the Shareholder | PAN | No of Share-holders | No of fully paid up equity shares held | No of Partly paid-up equity shares held | No of Shares Underlying Depository Receipts | Total No of Shares Held (IV+V+VI) | Shareholding as a % of total no of shares (A+B+C2) | Number of Voting Rights held in each class of securities | | | No of Shares Underlying Outstanding convertible securities (Including Warrants) | Shareholding as a % assuming full conversion of convertible Securities (as a percentage of diluted share capital) | Number of Locked in Shares | | Number of Shares pledged or otherwise encumbered | | Number of equity shares held in dematerialized form |
|----------|--|------|---------------------|--|---|---|-----------------------------------|--|--|---------|-------------------------|---|---|----------------------------|-----------------------------|--|-----------------------------|---|
| | | | | | | | | | No of Voting Rights | | Total as a % of (A+B+C) | | | No. | As a % of total Shares held | No. | As a % of total Shares held | |
| | (I) | (II) | (III) | (IV) | (V) | (VI) | (VII) | (VIII) | Class X | Class Y | Total | (IX) | (X) | (XI) | (XII) | (XIII) | (XIV) | |
| (3) | Non-Institutions | | | | | | | | 1:1 ratio (One share one vote basis) | | | | | | | | | |
| (a) | i. Individual shareholders holding nominal share capital up to Rs.2 lakhs | | 9 | | | | | | | | | | | | | | | |
| | P.C. Nayak | | | 4543 | | | 4543 | 0.05 | | | | | 0 | 0.02 | 0 | 0 | 0 | 0 |
| | Vijay Kumar Angadi | | | 4543 | | | 4543 | 0.05 | | | | | 0 | 0.02 | 0 | 0 | 0 | 0 |
| | K Prasannanjaneya* | | | 2020 | | | 2020 | 0.02 | | | | | 0 | 0.01 | 0 | 0 | 0 | 0 |
| | Ketan Mehta* | | | 5870 | | | 5870 | 0.06 | | | | | 0 | 0.03 | 0 | 0 | 0 | 0 |
| | Susan Zachariah* | | | 8196 | | | 8196 | 0.08 | | | | | 0 | 0.04 | 0 | 0.00 | 0 | 0.00 |
| | A.S. Narayanan* | | | 14820 | | | 14820 | 0.15 | | | | | 0 | 0.07 | 0 | 0 | 0 | 0 |
| | Deepak Hirani* | | | 12210 | | | 12210 | 0.12 | | | | | 0 | 0.06 | 0 | 0 | 0 | 0 |
| | Gowri Padmanabh* | | | 15580 | | | 15580 | 0.16 | | | | | 0 | 0.08 | 0 | 0 | 0 | 0 |
| | P Venkatesh* | | | 3000 | | | 3000 | 0.03 | | | | | 0 | 0.02 | 0 | 0 | 0 | 0 |
| | ii. Individual shareholders holding nominal share capital in excess of Rs. 2 Lakhs | | 2 | | | | | | | | | | | | | | | |
| | Sudha Panchapakesan* | | | 45220 | | | 45220 | 0.45 | | | | | 0 | 0.23 | 0 | 0 | 0 | 0 |
| | Viju Thomas* | | | 24000 | | | 24000 | 0.24 | | | | | 0 | 0.12 | 0 | 0 | 0 | 0 |
| (b) | NBFCs Registered with RBI | | | | | | | | | | | | | | | | | 24000 |
| (c) | Employee Trusts | | | | | | | | | | | | | | | | | |
| | RIMT Employees Trust | | 175 | 810242 | | | 810242 | 8.15 | | | | | 0 | 4.08 | 0 | 0 | 0 | 0 |
| (d) | Overseas Depositories (Holding DRs)(Balancing figure) | | | | | | | | | | | | | | | | | |
| (e) | Any Other | | | | | | | | | | | | | | | | | |
| | ESOP Options | | 4 | | | | | | | | | | | | | | | |
| | Rajesh Ramachandran** | | | | | | | | | | | | 120000 | 0.60 | 0 | 0 | 0 | 0 |
| | Arvind Ranganathan** | | | | | | | | | | | | 180000 | 0.91 | 0 | 0 | 0 | 0 |
| | Harsh Krishna Rohatgi** | | | | | | | | | | | | 50000 | 0.25 | 0 | 0 | 0 | 0 |
| | Sanjeev Mehta** | | | | | | | | | | | | 25000 | 0.13 | 0 | 0 | 0 | 0 |



Table III - Statement showing shareholding pattern of the Public shareholder

Qube Cinema Technologies Private Limited as on 24th November, 2017

| Category | Category & Name of the Shareholder | PAN | No of Shareholders | No of fully paid up equity shares held | No of Partly paid-up equity shares held | No of Shares Underlying Depository Receipts | Total No of Shares Held (IV+V+VI) | Shareholding as a % of total no of shares (A+B+C2) | Number of Voting Rights held in each class of securities | | | No of Shares Underlying Outstanding convertible securities (Including Warrants) | Shareholding as a % assuming full conversion of convertible Securities (as a percentage of diluted share capital) | Number of Locked in Shares | | Number of Shares pledged or otherwise encumbered | | Number of equity shares held in dematerialized form |
|---|---|------|--------------------|--|---|---|-----------------------------------|--|--|---------|-------------------------|---|---|----------------------------|-----------------------------|--|-----------------------------|---|
| | | | | | | | | | No of Voting Rights | | Total as a % of (A+B+C) | | | No. | As a % of total Shares held | No. | As a % of total Shares held | |
| | (I) | (II) | (III) | (IV) | (V) | (VI) | (VII) | (VIII) | Class X | Class Y | Total | | (X) | (XI) | (XII) | (XIII) | (XIV) | |
| | TRUSTS | | | | | | | | (IX) | | | | | | | | | |
| | NON RESIDENT INDIANS | | | | | | | | | | | | | | | | | |
| | CLEARING MEMBERS | | | | | | | | | | | | | | | | | |
| | NON RESIDENT INDIAN NON REPATRIABLE | | | | | | | | | | | | | | | | | |
| | BODIES CORPORATES | | | 1 | | | | | | | | | | | | | | |
| | Payone Enterprise Pvt. Ltd. | | | | 790 | | 790 | 0.01 | | | | #789941***** | 3.98 | 0 | 0 | 0 | 0 | |
| | Sub Total (B)(3) | | 191 | 951034 | | | 951034 | 9.57 | | | | | 10.65 | 0 | 0 | 0 | 0 | |
| | Total Public Shareholding (B) = (B)(1)+(B)(2)+(B)(3) | | 198 | 4417767 | | | 4417767 | 44.44 | | | | | 72.19 | 0 | 0 | 0 | 0 | |
| * ESOP held by Individuals ** Held as Options and are yet to be exercised # represents the number of CCPS held before conversion into Equity *** Series A CCPS, which are convertible into Equity at 1: 1 ratio and the Equity shares held by Intel Corporation shall stand cancelled **** Series C CCPS, which are convertible into Equity at the ratio of 1.6386:1 ***** Series B Preference shares, which are convertible into Equity at 1: 1 ratio and the Equity shares held by CSI BD Mauritius and Payone Enterprises shall stand cancelled | | | | | | | | | | | | | | | | | | |



Table IV - Statement showing shareholding pattern of the Non Promoter - Non Public Shareholder

| Category | Category & Name of the Shareholder | PAN | No of Shareholders | No of fully paid up equity shares held | No of Partly paid-up equity shares held | No of Shares Underlying Depository Receipts | Total No of Shares Held (IV+V+VI) | Shareholding as a % of total no of shares (A+B+C2) | Number of Voting Rights held in each class of securities | | | No of Shares Underlying Outstanding convertible securities (Including Warrants) | Shareholding as a % assuming full conversion of convertible Securities (as a percentage of diluted share capital) | Number of Locked in Shares | | Number of Shares pledged or otherwise encumbered | Number of equity shares held in dematerialized form |
|----------|--|----------------|--------------------|--|---|---|-----------------------------------|--|--|-------------------------|-------|---|---|----------------------------|-----------------------------|--|---|
| | | | | | | | | | No of Voting Rights | Total as a % of (A+B+C) | | | | No. | As a % of total Shares held | | |
| | | | | | | | | | Class X | Class Y | Total | | | | | | (XIV) |
| | (I) | (II) | (III) | (IV) | (V) | (VI) | (VII) | (VIII) | (IX) | | | (X) | (XI) | (XII) | | (XIII) | |
| (1) | Custodian/DR Holder | NOT APPLICABLE | | | | | | | | | | | | | | | |
| (2) | SEBI(Share based Employee Benefit) Regulations 2014) | | | | | | | | | | | | | | | | |
| | Total Non-Promoter-Non Public Shareholding (C) = (C)(1)+(C)(2) | | | | | | | | | | | | | | | | |



Details of the shareholders acting as persons in Concert including their Shareholding:

| Name of Shareholder | Name of PAC | No of shares | Holding% |
|---------------------|-------------|--------------|----------|
| | | | |
| Total: | NIL | | |



Details of Shares which remain unclaimed may be given hear along with details such as number of shareholders, outstanding shares held in demat/unclaimed suspense account

| No of Shareholders | No of shares |
|--------------------|--------------|
| -- | -- |



Format of Holding of Specified securities

1. Name of Listed Entity: Qube Cinema Technologies Private Limited (Unlisted Entity)
2. Scrip Code/Name of Scrip/Class of Security: **BSE Scrip Code:** **NSE Symbol:**
3. Share Holding Pattern Filed under: Reg. 31(1)(a)/Reg.31(1)(b)/Reg.31(1)(c)
 - a. if under 31(1)(b) then indicate the report for quarter ending
 - b. if under 31(1)(c) then indicate date of allotment/extinguishment

**POST DEMERGER
NA**

4. Declaration : The Listed entity is required to submit the following declaration to the extent of submission of information:

| Particulars | YES* | NO* |
|--|------|-----|
| a Whether the Listed Entity has issued any partly paid up shares | | NO |
| b Whether the Listed Entity has issued any Convertible Securities or Warrants? | Yes | |
| c Whether the Listed Entity has any shares against which depository receipts are issued? | | NO |
| d Whether the Listed Entity has any shares in locked-in? | | NO |
| e Whether any shares held by promoters are pledge or otherwise encumbered? | | NO |

*if the Listed Entity selects the option 'NO' for the questions above, the columns for the partly paid up shares, Outstanding Convertible Securities/Warrants, depository receipts, locked-in shares, No of shares pledged or otherwise encumbered by promoters, as applicable, shall not be displayed at the time of dissemination on the Stock Exchange website. Also wherever there is 'No' declared by Listed entity in above table the values will be considered as 'Zero' by default on submission of the format of holding of specified securities.

- 5 The tabular format for disclosure of holding of specified securities is as follows:

For Qube Cinema Technologies Pvt. Ltd.


P. Venkatesh
Chief Financial Officer

Table I - Summary Statement holding of specified securities

Qube Cinema Technologies Private Limited -Immediately upon demerger

| Category | Category of Shareholder | No of Share-holders | No of fully paid up equity shares held | No of Partly paid-up equity shares held | No of Shares Underlying Depository Receipts | Total No of Shares Held (VII) = (IV)+(V)+(VI) | Shareholding as a % of total no of shares (As a % of (A+B+C2)) | Number of Voting Rights held in each class of securities | | | No of Shares Underlying Outstanding convertible securities (Including Warrants and options) | Shareholding as a % assuming full conversion of convertible Securities (as a percentage of diluted share capital) | Number of Locked in Shares | | Number of Shares pledged or otherwise encumbered | | Number of equity shares held in dematerialized form |
|----------|---------------------------------|---------------------|--|---|---|---|--|--|---------|-------------------------|---|---|----------------------------|-----------------------------|--|-----------------------------|---|
| | | | | | | | | No of Voting Rights | | Total as a % of (A+B+C) | | | No. | As a % of total Shares held | No. | As a % of total Shares held | |
| (I) | (II) | (III) | (IV) | (V) | (VI) | (VII) | (VIII) | Class X | Class Y | Total | | | | | | | |
| | | | | | | | | (IX) | | | (X) | (XI) | (XII) | | (XIII) | | (XIV) |
| (A) | Promoter & Promoter Group | 13 | 5,523,091 | 0 | 0 | 5,523,091 | 55.56 | 1:1 ratio (One share one vote basis) | | | 0 | 27.81 | 0 | 0.00 | 0 | 0.00 | |
| (B) | Public* | 198 | 4,417,767.00 | 0 | 0 | 4417767 | 44.44 | | | | 7818611** | 72.19 | 0 | 0.00 | 0 | 0 | |
| (C) | Non Promoter-Non Public | 0 | - | 0 | 0 | - | 0.00 | | | | | | 0 | 0 | 0 | 0 | |
| (C1) | Shares underlying DRs | 0 | 0 | 0 | 0 | 0 | 0.00 | | | | 0 | 0 | 0 | 0.00 | 0 | 0 | |
| (C2) | Shares held by Employees Trusts | | - | 0 | 0 | - | 0.00 | | | | 0 | 0.00 | 0 | 0.00 | 0 | 0 | |
| | Total: | 211 | 9,940,858 | 0 | 0 | 9,940,858 | 100.00 | | | | 7,818,611 | 100.00 | 0 | 0.00 | 0 | 0.00 | |

*includes the shares held by Employee Trusts

**It includes ESOP Options held by the option holders which are yet to be exercised and CCPS (Series A, B and C) and represents the number of CCPS/ Options held before conversion into Equity

For Qube Cinema Technologies Pvt. Ltd.

P. Venkatesh
Chief Financial Officer

Table II - Statement showing shareholding pattern of the Promoter and Promoter Group

Qube Cinema Technologies Pvt Ltd- immediately upon demerger

| Category | Category & Name of the Shareholder | PAN | No of Shareholders | No of fully paid up equity shares held | No of Partly paid-up equity shares held | No of Shares Underlying Depository Receipts | Total No of Shares Held (IV+V+VI) | Shareholding as a % of total no of shares (calculated as per SCRR, 1957 (VIII) As a % of (A+B+C2) | Number of Voting Rights held in each class of securities | | | No of Shares Underlying Outstanding convertible securities (Including Warrants) | Shareholding as a % assuming full conversion of convertible Securities (as a percentage of diluted share capital) (VII)+(X) As a % of (A+B+C2) | Number of Locked in Shares | | Number of Shares pledged or otherwise encumbered | | Number of equity shares held in dematerialized form |
|----------|--|------------|--------------------|--|---|---|-----------------------------------|---|--|---------|-------|---|--|----------------------------|------------------------|--|------------------------|---|
| | | | | | | | | | No of Voting Rights | | | | | No. | As a % of total Shares | No. | As a % of total Shares | |
| | | | | | | | | | Class X | Class Y | Total | | | | | | | |
| | (I) | (II) | (III) | (IV) | (V) | (VI) | (VII) | (VIII) | (IX) | | | (X) | (XI) | (XII) | | (XIII) | | (XIV) |
| (1) | Indian | | | | | | | | | | | | | | | | | |
| (a) | Individuals/Hindu undivided Family | | 11 | | | | | | | | | | | | | | | |
| | Mr. Arun Veerappan | ADPPA6900P | | 2,98,000 | | | 2,98,000 | 3.00 | | | | 0 | 1.50 | 0 | 0.00 | 0 | 0.00 | |
| | Mr. V. Senthil Kumar | AAHPS8822P | | 5,53,100 | | | 5,53,100 | 5.56 | | | | 0 | 2.79 | 0 | 0.00 | 0 | 0.00 | |
| | Mrs. Meena Veerappan | AGOPM6214A | | 5,06,800 | | | 5,06,800 | 5.10 | | | | 0 | 2.55 | 0 | 0.00 | 0 | 0.00 | |
| | Mrs. Vee. Vijayalakshmi | AADPV6576D | | 2,34,000 | | | 2,34,000 | 2.35 | | | | 0 | 1.18 | 0 | 0.00 | 0 | 0.00 | |
| | Mr. V. Sivakumar | AAHPS8804R | | 1,87,200 | | | 1,87,200 | 1.88 | | | | 0 | 0.94 | 0 | 0.00 | 0 | 0.00 | |
| | Mr. Raja Enok | AEFPR0361C | | 44,500 | | | 44,500 | 0.45 | | | | 0 | 0.22 | 0 | 0.00 | 0 | 0.00 | |
| | Mrs. Julie Enok | AINPM7817Q | | 6,000 | | | 6,000 | 0.06 | | | | 0 | 0.03 | 0 | 0.00 | 0 | 0.00 | |
| | Mr. P.C. Sreeram | AMNPS9176Q | | 3,57,750 | | | 3,57,750 | 3.60 | | | | 0 | 1.80 | 0 | 0.00 | 0 | 0.00 | |
| | Mr. P. Jayendra | AFVPP5428F | | 3,57,750 | | | 3,57,750 | 3.60 | | | | 0 | 1.80 | 0 | 0.00 | 0 | 0.00 | |
| | Mr. S. Gunaseelan | AIVPG6358E | | 30,000 | | | 30,000 | 0.30 | | | | 0 | 0.15 | 0 | 0.00 | 0 | 0.00 | |
| | Mr. D. Ashok Kumar | | | 30,000 | | | 30,000 | 0.30 | | | | 0 | 0.15 | 0 | 0.00 | 0 | 0.00 | |
| (b) | Central Government/State Government(s) | | | | | | | | | | | | | | | | | |
| (c) | Financial Institutions/Banks | | | | | | | | | | | | | | | | | |



Table II - Statement showing shareholding pattern of the Promoter and Promoter Group

Qube Cinema Technologies Pvt Ltd- Immediately upon demerger

| Category | Category & Name of the Shareholder | PAN | No of Shareholders | No of fully paid up equity shares held | No of Partly paid-up equity shares held | No of Shares Underlying Depository Receipts | Total No of Shares Held (IV+V+VI) | Shareholding as a % of total no of shares (calculated as per SCRR, 1957 (VIII) As a % of (A+B+C2) | Number of Voting Rights held in each class of securities | | | No of Shares Underlying Outstanding convertible securities (Including Warrants) | Shareholding as a % assuming full conversion of convertible Securities (as a percentage of diluted share capital) (VII)+(X) As a % of (A+B+C2) | Number of Locked in Shares | | Number of Shares pledged or otherwise encumbered | | Number of equity shares held in dematerialized form |
|----------|--|----------------|--------------------|--|---|---|-----------------------------------|---|--|---------|-------|---|--|----------------------------|------------------------|--|------------------------|---|
| | | | | | | | | | No of Voting Rights | | | | | No. | As a % of total Shares | No. | As a % of total Shares | |
| | | | | | | | | | Class X | Class Y | Total | | | | | | | |
| | (I) | (II) | (III) | (IV) | (V) | (VI) | (VII) | (VIII) | (IX) | | | (X) | (XI) | (XII) | | (XIII) | | (XIV) |
| (d) | Any Other | | 1 | | | | | | 1:1 ratio (One share one vote basis) | | | | | | | | | |
| | Real Image LLP | AATFR9609K | | 24,62,225 | | | 24,62,225 | 24.77 | | | | 0 | 12.40 | 0 | 0.00 | 0 | 0.00 | |
| | Sub-Total (A)(1) | | 12 | 50,67,325 | | | 50,67,325 | 50.97 | | | | 0 | 25.52 | 0 | 0.00 | 0 | 0.00 | |
| (2) | Foreign | | | | | | | | | | | | | | | | | |
| (a) | Individuals (Non-Resident Individuals/Foreign Individuals) | | | | | | | | | | | | | | | | | |
| (b) | Government | | | | | | | | | | | | | | | | | |
| (c) | Institutions | | | | | | | | | | | | | | | | | |
| (d) | Foreign Portfolio Investor | | | | | | | | | | | | | | | | | |
| (e) | Any Other | | 1 | | | | | | | | | | | | | | | |
| | Transglobal technologies Inc | Not Applicable | | 455766 | | | 455766 | 4.58 | | | | 0 | 2.30 | 0 | 0.00 | 0 | 0.00 | |
| | Sub-Total (A)(2) | | 1 | 455766 | | | 455766 | 4.58 | | | | 0 | 2.30 | 0 | 0.00 | 0 | 0.00 | |
| | Total Shareholding of Promoter and Promoter Group (A)=(A)(1)+(A)(2) | | 13 | 55,23,091 | | | 55,23,091 | 55.56 | | | | 0 | 27.81 | 0 | 0.00 | 0 | 0.00 | |



Table III - Statement showing shareholding pattern of the Public shareholder

Qube Cinema Technologies Private Limited - immediately upon demerger

| Category | Category & Name of the Shareholder | PAN | No of Share-holders | No of fully paid up equity shares held | No of Partly paid-up equity shares held | No of Shares Underlying Depository Receipts | Total No of Shares Held (IV+V+VI) | Shareholding as a % of total no of shares (A+B+C2) | Number of Voting Rights held in each class of securities | | | No of Shares Underlying Outstanding convertible securities (Including Warrants) | Shareholding as a % assuming full conversion of convertible Securities (as a percentage of diluted share capital) | Number of Locked in Shares | | Number of Shares pledged or otherwise encumbered | | Number of equity shares held in dematerialized form |
|----------|------------------------------------|------|---------------------|--|---|---|-----------------------------------|--|--|---------|-------------------------|---|---|----------------------------|-----------------------------|--|-----------------------------|---|
| | | | | | | | | | No of Voting Rights | | Total as a % of (A+B+C) | | | No. | As a % of total Shares held | No. | As a % of total Shares held | |
| | (I) | (II) | (III) | (IV) | (V) | (VI) | (VII) | (VIII) | Class X | Class Y | Total | | | | | | | |
| | | | | | | | | | (IX) | | | (X) | (XI) | (XII) | | (XIII) | | (XIV) |
| (1) | Institutions | | | | | | | | | | | | | | | | | |
| (a) | Mutual Funds | | | | | | | | | | | | | | | | | |
| (b) | Venture Capital Funds | | | | | | | | | | | | | | | | | |
| (c) | Alternate Investment Funds | | | | | | | | | | | | | | | | | |
| (d) | Foreign Venture Capital Investors | | | | | | | | | | | | | | | | | |
| (e) | Foreign Portfolio Investors | | | | | | | | | | | | | | | | | |
| (f) | Financial Institutions/Banks | | 3 | | | | | | | | | | | | | | | |
| | Canara Bank | | | 531,567 | | | 531,567 | 5.35 | | | | 0 | 2.68 | 0 | 0 | 0 | 0 | |
| | Andhra Bank | | | 354,378 | | | 354,378 | 3.56 | | | | 0 | 1.78 | 0 | 0 | 0 | 0 | |
| | Union Bank of India | | | 354,378 | | | 354,378 | 3.56 | | | | 0 | 1.78 | 0 | 0 | 0 | 0 | |



Table III - Statement showing shareholding pattern of the Public shareholder

Qube Cinema Technologies Private Limited - immediately upon demerger

| Code Cinema Technologies Private Limited - Immediately upon demerger | | | | | | | | | | | | | | | | | | | | | |
|--|---|------|--------------------|--|---|---|-----------------------------------|--|--|---------|-------|-------------------------|---|---|----------------------------|-----------------------------|--|-----------------------------|---|---|-------------------------------------|
| Category | Category & Name of the Shareholder | PAN | No of Shareholders | No of fully paid up equity shares held | No of Partly paid-up equity shares held | No of Shares Underlying Depository Receipts | Total No of Shares Held (IV+V+VI) | Shareholding as a % of total no of shares (A+B+C2) | Number of Voting Rights held in each class of securities | | | | No of Shares Underlying Outstanding convertible securities (Including Warrants) | Shareholding as a % assuming full conversion of convertible Securities (as a percentage of diluted share capital) | Number of Locked in Shares | | Number of Shares pledged or otherwise encumbered | | Number of equity shares held in dematerialized form | | |
| | | | | | | | | | No of Voting Rights | | | Total as a % of (A+B+C) | | | No. | As a % of total Shares held | No. | As a % of total Shares held | | | |
| | (I) | (II) | (III) | (IV) | (V) | (VI) | (VII) | (VIII) | Class X | Class Y | Total | | (X) | (XI) | (XII) | (XIII) | (XIV) | | | | |
| (g) | Insurance Companies | | | | | | | | (IX) | | | | | | | | | | | | |
| | | | | | | | | | | | | | | | | | | | | | |
| (h) | Provident Funds/Pension Funds | | | | | | | | | | | | | | | | | | | | |
| (i) | Any Other | | | | | | | | | | | | | | | | | | | | |
| | FOREIGN CORPORATE BODIES | | 4 | | | | | | | | | | | | | | | | | | |
| | Streetedge Capital LP | | | 1,597,302 | | | 1,597,302 | 16.07 | | | | | | | | 0 | 8.04 | 0 | 0 | 0 | 0 |
| | Intel Capital Corporation | | | 2,571 | | | 2,571 | 0.03 | | | | | | | | #2571006*** | 12.95 | 0 | 0 | 0 | 2571 (CCPS are also in Demat) |
| | Intel Capital Corporation (Series C Preference Shares) | | | | | | | | | | | | | | | #197563**** | 1.63 | 0 | 0 | 0 | (CCPS held under Demat) |
| | CSI BD (Mauritius) | | | 790 | | | 790 | 0.01 | | | | | | | | #789941***** | 3.98 | 0 | 0 | 0 | 0 |
| | Nomura Asia Investment (MB) Pte. Ltd | | | 625,747 | | | 625,747 | 6.29 | | | | | | | | #3095160***** | 28.69 | 0 | 0 | 0 | 625747 CCPS are also in Demat mode) |
| | Sub Total (B)(1) | | 7 | 3466733 | | | 3466733 | 34.87 | | | | | 61.54 | 0 | 0 | 0 | 0 | | | | |
| (2) | Central Government/State Government(s)/President of India | | | | | | | | | | | | | | | | | | | | |
| | Sub Total (B)(2) | | 0 | 0 | | | 0 | 0 | | | | 0 | 0 | 0 | 0 | 0 | 0 | | | | |



Table III - Statement showing shareholding pattern of the Public shareholder

Qube Cinema Technologies Private Limited - immediately upon demerger

| Cube Cinema Technologies Private Limited - immediately upon demerger | | | | | | | | | | | | | | | | | | |
|--|---|------|---------------------|--|---|---|-----------------------------------|--|--|---------|-------------------------|---|---|----------------------------|-----------------------------|--|-----------------------------|---|
| Category | Category & Name of the Shareholder | PAN | No of Share-holders | No of fully paid up equity shares held | No of Partly paid-up equity shares held | No of Shares Underlying Depository Receipts | Total No of Shares Held (IV+V+VI) | Shareholding as a % of total no of shares (A+B+C2) | Number of Voting Rights held in each class of securities | | | No of Shares Underlying Outstanding convertible securities (Including Warrants) | Shareholding as a % assuming full conversion of convertible Securities (as a percentage of diluted share capital) | Number of Locked In Shares | | Number of Shares pledged or otherwise encumbered | | Number of equity shares held in dematerialized form |
| | | | | | | | | | No of Voting Rights | | Total as a % of (A+B+C) | | | No. | As a % of total Shares held | No. | As a % of total Shares held | |
| | (I) | (II) | (III) | (IV) | (V) | (VI) | (VII) | (VIII) | Class X | Class Y | Total | | | | | | | |
| (3) | Non-Institutions | | | | | | | | (IX) | | | (X) | (XI) | (XII) | | (XIII) | (XIV) | |
| (a) | i.Individual shareholders holding nominal share capital up to Rs.2 lakhs | | 9 | | | | | | 1:1 ratio (One share one vote basis) | | | | | | | | | |
| | P.C. Nayak | | | 4543 | | | 4543 | 0.05 | | | | 0 | 0.02 | 0 | 0 | 0 | 0 | |
| | Vijay Kumar Angadi | | | 4543 | | | 4543 | 0.05 | | | | 0 | 0.02 | 0 | 0 | 0 | 0 | |
| | K Prasannanjaneya* | | | 2020 | | | 2020 | 0.02 | | | | 0 | 0.01 | 0 | 0 | 0 | 0 | |
| | Ketan Mehta* | | | 5870 | | | 5870 | 0.06 | | | | 0 | 0.03 | 0 | 0 | 0 | 0 | |
| | Susan Zachariah* | | | 8196 | | | 8196 | 0.08 | | | | 0 | 0.04 | 0 | 0.00 | 0 | 0.00 | |
| | A.S. Narayanan* | | | 14820 | | | 14820 | 0.15 | | | | 0 | 0.07 | 0 | 0 | 0 | 0 | 14820 |
| | Deepak Hirani* | | | 12210 | | | 12210 | 0.12 | | | | 0 | 0.06 | 0 | 0 | 0 | 0 | |
| | Gowri Padmanabh* | | | 15580 | | | 15580 | 0.16 | | | | 0 | 0.08 | 0 | 0 | 0 | 0 | |
| | P Venkatesh* | | | 3000 | | | 3000 | 0.03 | | | | 0 | 0.02 | 0 | 0 | 0 | 0 | |
| | ii.Individual shareholders holding nominal share capital in excess of Rs. 2 Lakhs | | 2 | | | | | | | | | | | | | | | |
| | Sudha Panchapakesan* | | | 45220 | | | 45220 | 0.45 | 0 | 0.23 | 0 | 0 | 0 | 0 | | | | |
| | Viju Thomas* | | | 24000 | | | 24000 | 0.24 | 0 | 0.12 | 0 | 0 | 0 | 0 | 24000 | | | |
| (b) | NBFCs Registered with RBI | | | | | | | | | | | | | | | | | |
| (c) | Employee Trusts | | | | | | | | | | | | | | | | | |
| | RIMT Employees Trust | | 175 | 810242 | | | 810242 | 8.15 | 0 | 4.08 | 0 | 0 | 0 | 0 | | | | |
| (d) | Overseas Depositories (Holding DRs)(Balancing figure) | | | | | | | | | | | | | | | | | |
| (e) | Any Other | | | | | | | | | | | | | | | | | |
| | ESOP Options | | 4 | | | | | | | | | | | | | | | |
| | Rajesh Ramachandran** | | | | | | | | 120000 | 0.60 | 0 | 0 | 0 | 0 | | | | |
| | Arvind Ranganathan** | | | | | | | | 180000 | 0.91 | 0 | 0 | 0 | 0 | | | | |
| | Harsh Krishna Rohatgi** | | | | | | | | 50000 | 0.25 | 0 | 0 | 0 | 0 | | | | |
| | Sanjeev Mehta** | | | | | | | | 25000 | 0.13 | 0 | 0 | 0 | 0 | | | | |



Table III - Statement showing shareholding pattern of the Public shareholder

Qube Cinema Technologies Private Limited - immediately upon demerger

| Category | Category & Name of the Shareholder | PAN | No of Share-holders | No of fully paid up equity shares held | No of Partly paid-up equity shares held | No of Shares Underlying Depository Receipts | Total No of Shares Held (IV+V+VI) | Shareholding as a % of total no of shares (A+B+C2) | Number of Voting Rights held in each class of securities | | | No of Shares Underlying Outstanding convertible securities (Including Warrants) | Shareholding as a % assuming full conversion of convertible Securities (as a percentage of diluted share capital) | Number of Locked in Shares | | Number of Shares pledged or otherwise encumbered | | Number of equity shares held in dematerialized form |
|---|--|------|---------------------|--|---|---|-----------------------------------|--|--|---------|-------------------------|---|---|----------------------------|-----------------------------|--|-----------------------------|---|
| | | | | | | | | | No of Voting Rights | | Total as a % of (A+B+C) | | | No. | As a % of total Shares held | No. | As a % of total Shares held | |
| | (I) | (II) | (III) | (IV) | (V) | (VI) | (VII) | (VIII) | Class X | Class Y | Total | | (X) | (XI) | (XII) | (XIII) | (XIV) | |
| | TRUSTS | | | | | | | | (IX) | | | | | | | | | |
| | NON RESIDENT INDIANS | | | | | | | | | | | | | | | | | |
| | CLEARING MEMBERS | | | | | | | | | | | | | | | | | |
| | NON RESIDENT INDIAN NON REPATRIABLE | | | | | | | | | | | | | | | | | |
| | BODIES CORPORATES | | 1 | | | | | | | | | | | | | | | |
| | Payone Enterprise Pvt. Ltd. | | | 790 | | | 790 | 0.01 | | | | #789941***** | 3.98 | 0 | 0 | 0 | 0 | |
| | Sub Total (B)(3) | | 191 | 951034 | | | 951034 | 9.57 | | | | | 10.65 | 0 | 0 | 0 | 0 | |
| | Total Public Shareholding (B) = (B)(1)+(B)(2)+(B)(3) | | 198 | 4417767 | | | 4417767 | 44.44 | | | | | 72.19 | 0 | 0 | 0 | 0 | |
| * ESOP held by Individuals ** Held as Options and are yet to be exercised # represents the number of CCPS held before conversion into Equity *** Series A CCPS, which are convertible into Equity at 1: 1 ratio and the Equity shares held by Intel Corporation shall stand cancelled **** Series C CCPS, which are convertible into Equity at the ratio of 1.6386:1 ***** Series B Preference shares, which are convertible into Equity at 1: 1 ratio and the Equity shares held by CSI BD Mauritius and Payone Enterprises shall stand cancelled | | | | | | | | | | | | | | | | | | |



Table IV - Statement showing shareholding pattern of the Non Promoter - Non Public Shareholder

| Category | Category & Name of the Shareholder | PAN | No of Share-holders | No of fully paid up equity shares held | No of Partly paid-up equity shares held | No of Shares Underlying Depository Receipts | Total No of Shares Held (IV+V+VI) | Shareholding as a % of total no of shares (A+B+C2) | Number of Voting Rights held in each class of securities | | | No of Shares Underlying Outstanding convertible securities (Including Warrants) | Shareholding as a % assuming full conversion of convertible Securities (as a percentage of diluted share capital) | Number of Locked in Shares | | Number of Shares pledged or otherwise encumbered | Number of equity shares held in dematerialized form |
|----------|--|----------------|---------------------|--|---|---|-----------------------------------|--|--|-------------------------|-------|---|---|----------------------------|-----------------------------|--|---|
| | | | | | | | | | No of Voting Rights | Total as a % of (A+B+C) | | | | No. | As a % of total Shares held | | |
| | | | | | | | | | | | | | | | | | |
| | | | | | | | | | Class X | Class Y | Total | | | | | | (XIV) |
| | | | | | | | | | | | | | | | | | |
| | (I) | (II) | (III) | (IV) | (V) | (VI) | (VII) | (VIII) | (IX) | | | (X) | (XI) | (XII) | | (XIII) | |
| (1) | Custodian/DR Holder | NOT APPLICABLE | | | | | | | | | | | | | | | |
| (2) | SEBI(Share based Employee Benefit) Regulations 2014) | | | | | | | | | | | | | | | | |
| | Total Non-Promoter-Non Public Shareholding (C) = (C)(1)+(C)(2) | | | | | | | | | | | | | | | | |



Details of the shareholders acting as persons in Concert including their Shareholding:

| Name of Shareholder | Name of PAC | No of shares | Holding% |
|---------------------|-------------|--------------|----------|
| | | | |
| Total: | NIL | | |



Details of Shares which remain unclaimed may be given hear along with details such as number of shareholders, outstanding shares held in demat/unclaimed suspense account

| No of Shareholders | No of shares |
|--------------------|--------------|
| -- | -- |



Format of Holding of Specified securities

1. Name of Listed Entity: Qube Digital Cinema Private Limited (Unlisted Entity)
2. Scrip Code/Name of Scrip/Class of Security: **BSE Scrip Code:** **NSE Symbol:**
3. Share Holding Pattern Filed under: Reg. 31(1)(a)/Reg.31(1)(b)/Reg.31(1)(c)
 - a. if under 31(1)(b) then indicate the report for quarter ending
 - b. if under 31(1)(c) then indicate date of allotment/extinguishment
4. Declaration : The Listed entity is required to submit the following declaration to the extent of submission of information:

24.11.2017
NA

| Particulars | | |
|-------------|--|---------------|
| a | Whether the Listed Entity has issued any partly paid up shares | YES* NO* |
| b | Whether the Listed Entity has issued any Convertible Securities or Warrants? | NO |
| c | Whether the Listed Entity has any shares against which depository receipts are issued? | NO |
| d | Whether the Listed Entity has any shares in locked-in? | NO |
| e | Whether any shares held by promoters are pledge or otherwise encumbered? | NO |

*if the Listed Entity selects the option 'NO' for the questions above, the columns for the partly paid up shares, Outstanding Convertible Securities/Warrants, depository receipts, locked-in shares, No of shares pledged or otherwise encumbered by promoters, as applicable, shall not be displayed at the time of dissemination on the Stock Exchange website. Also wherever there is 'No' declared by Listed entity in above table the values will be considered as 'Zero' by default on submission of the format of holding of specified securities.

- 5 The tabular format for disclosure of holding of specified securities is as follows:

For Qube Digital Cinema Pvt. Ltd.



Director

Table I - Summary Statement holding of specified securities

QUBE DIGITAL CINEMA PRIVATE LIMITED- As on 24th NOVEMBER, 2017

| Category | Category of Shareholder | No of Share-holders | No of fully paid up equity shares held | No of Partly paid-up equity shares held | No of Shares Underlying Depository Receipts | Total No of Shares Held (VII) = (IV)+(V)+(VI) | Shareholding as a % of total no of shares (As a % of (A+B+C2)) | Number of Voting Rights held in each class of securities | | | No of Shares Underlying Outstanding convertible securities (Including Warrants) | Shareholding as a % assuming full conversion of convertible Securities (as a percentage of diluted share capital) | Number of Locked in Shares | | Number of Shares pledged or otherwise encumbered | | Number of equity shares held in dematerialized form |
|----------|---------------------------------|---------------------|--|---|---|---|--|--|---------|-------------------------|---|---|----------------------------|-----------------------------|--|-----------------------------|---|
| | | | | | | | | No of Voting Rights | | Total as a % of (A+B+C) | | | No. | As a % of total Shares held | No. | As a % of total Shares held | |
| | | | | | | | | Class X | Class Y | Total | | | | | | | |
| (I) | (II) | (III) | (IV) | (V) | (VI) | (VII) | (VIII) | (IX) | | | (X) | (XI) | (XII) | | (XIII) | | (XIV) |
| (A) | Promoter & Promoter Group | 2 | 10000 | 0 | 0 | 10000 | 100.00 | | | | 0 | 100.00 | 0 | 0.00 | 0 | 0.00 | 0 |
| (B) | Public | 0 | 0 | 0 | 0 | 0 | 0.00 | | | | 0 | 0.00 | 0 | 0.00 | 0 | 0 | 0 |
| (C) | Non Promoter-Non Public | 0 | 0 | 0 | 0 | 0 | 0.00 | | | | 0 | 0 | 0 | 0 | 0 | 0 | 0 |
| (C1) | Shares underlying DRs | 0 | 0 | 0 | 0 | 0 | 0.00 | | | | 0 | 0 | 0 | 0.00 | 0 | 0 | 0 |
| (C2) | Shares held by Employees Trusts | 0 | 0 | 0 | 0 | 0 | 0.00 | | | | 0 | 0.00 | 0 | 0.00 | 0 | 0 | 0 |
| | | | | | | | | | | | | | | | | | |
| | Total: | 2 | 10000 | 0 | 0 | 10000 | 100.00 | | | | 0 | 100.00 | 0 | 0.00 | 0 | 0.00 | 0 |

For Qube Digital Cinema Pvt. Ltd.



Director

| Category | Category & Name of the Shareholder | PAN | No of Share-holders | No of fully paid up equity shares held | No of Partly paid-up equity shares held | of Shares Underlying Depository Receipts | Total No of Shares Held (IV+V+VI) | Shareholdin g as a % of total no of shares (calculated as per SCRR, 1957 (VIII) As a % of (A+B+C2) | Number of Voting Rights held in e. class of securities | | | No of Shares Underlyi ng Outstan ding converti ble securitie s (Includin g Warrant s) | Shareholdin g as a % assuming full conversion of convertible Securities (as a percentage of diluted share capital) (VII)+(X) As a % of (A+B+C2) | Number of Locked in Shares | | Number of Shares pledged or otherwise encumbered | | Number of equity shares held in demateriali zed form |
|----------|--|------------|---------------------|--|---|--|-----------------------------------|--|--|---------|-------|---|---|----------------------------|------------------------|--|------------------------|--|
| | | | | | | | | | No of Voting Rights | | | Total as a % of (A+B+C) | | No. | As a % of total Shares | No. | As a % of total Shares | |
| | | | | | | | | | Class X | Class Y | Total | | | | | | | |
| | (I) | (II) | (III) | (IV) | (V) | (VI) | (VII) | (VIII) | (IX) | | | (X) | (XI) | (XII) | | (XIII) | | (XIV) |
| (1) | Indian | | | | | | | | | | | | | | | | | |
| (a) | Individuals/Hindu undivided Family | | 2 | | | | | | | | | | | | | | | |
| | V. Senthil Kumar | AAHPS8822P | | 5000 | 0 | 0 | 5000 | 50.00 | 0 | 0 | 0 | 0.00 | 0 | 0.00 | 0 | 0.00 | 0 | 0.00 |
| | Vandana Gopikumar | ACKPV3721B | | 5000 | 0 | 0 | 5000 | 50.00 | 0 | 0 | 0 | 0.00 | 0 | 0.00 | 0 | 0.00 | 0 | 0.00 |
| (b) | Central Government/State Government(s) | | | | | | | | | | | | | | | | | |
| (c) | Financial Institutions/Banks | | | | | | | | | | | | | | | | | |



| QUBF DIGITAL CINEMA PRIVATE LIMITED- As on 24th NOVEMBER, 2017 | | | | | | | | | | | | | | | | | | | |
|--|---|------|---------------------|--|---|---|-----------------------------------|--|--|---------|-------|-------------------------|---|---|----------------------------|------------------------|--|------------------------|--|
| Category | Category & Name of the Shareholder | PAN | No of Share-holders | No of fully paid up equity shares held | No of Partly paid-up equity shares held | No of Shares Underlying Depository Receipts | Total No of Shares Held (IV+V+VI) | Shareholdin g as a % of total no of shares (calculated as per SCRR, 1957 (VIII) As a % of (A+B+C2) | Number of Voting Rights held in e. class of securities | | | | No of Shares Underlyi ng Outstan ding converti ble securitie s (Includin g Warrant s) | Shareholdin g as a % assuming full conversion of convertible Securities (as a percentage of diluted share capital) (VII)+(X) As a % of (A+B+C2) | Number of Locked in Shares | | Number of Shares pledged or otherwise encumbered | | Number of equity shares held in demateriali zed form |
| | | | | | | | | | No of Voting Rights | | | Total as a % of (A+B+C) | | | No. | As a % of total Shares | No. | As a % of total Shares | |
| | | | | | | | | | Class X | Class Y | Total | | | | | | | | |
| | (I) | (II) | (III) | (IV) | (V) | (VI) | (VII) | (VIII) | (IX) | | | | (X) | (XI) | (XII) | | (XIII) | | (XIV) |
| (d) | Any Other | | | | | | | | | | | | | | | | | | |
| | Sub-Total (A){1} | | | 10000 | | | 10000 | 100.00 | | | | | | | | | | | |
| (2) | Foreign | | | | | | | | | | | | | | | | | | |
| (a) | Individuals (Non-Resident Individuals/Foreign Individuals | | | | | | | | | | | | | | | | | | |
| (b) | Government | | | | | | | | | | | | | | | | | | |
| (c) | Institutions | | | | | | | | | | | | | | | | | | |
| (d) | Foreign Portfolio Investor | | | | | | | | | | | | | | | | | | |
| (e) | Any Other | | | | | | | | | | | | | | | | | | |
| | Sub-Total (A){2} | | | | | | | | | | | | | | | | | | |
| | Total Shareholding of Promoter and Promoter Group (A)={A}(1)+{A}(2) | | | 10000 | | | 10000 | 100.00 | 0 | 0 | 0 | 0.00 | 0 | 0.00 | 0 | 0.00 | 0 | 0.00 | 0 |



| Category | Category & Name of the Shareholder | PAN | No of Share-holders | No of fully paid up equity shares held | No of Partly paid-up equity shares held | No of Shares Underlying Depository Receipts | Total No of Shares Held (IV+V+VI) | Shareholding as a % of total no of shares (A+B+C2) | Number of Voting Rights held of securities | | | each class | No of Shares Underlying Outstanding convertible securities (Including Warrants) | Shareholding as a % assuming full conversion of convertible Securities (as a percentage of diluted share capital) | Number of Locked in Shares | | Number of Shares pledged or otherwise encumbered | | Number of equity shares held in dematerialized form |
|----------|------------------------------------|------|---------------------|--|---|---|-----------------------------------|--|--|---------|-------|-------------------------|---|---|----------------------------|-----------------------------|--|-----------------------------|---|
| | | | | | | | | | No of Voting Rights | | | Total as a % of (A+B+C) | | | No. | As a % of total Shares held | No. | As a % of total Shares held | |
| | (I) | (II) | (III) | (IV) | (V) | (VI) | (VII) | (VIII) | Class X | Class Y | Total | | (X) | (XI) | (XII) | | (XIII) | | (XIV) |
| (1) | Institutions | NIL | | | | | | | | | | | | | | | | | |
| (a) | Mutual Funds | | | | | | | | | | | | | | | | | | |
| | | | | | | | | | | | | | | | | | | | |
| | | | | | | | | | | | | | | | | | | | |
| | | | | | | | | | | | | | | | | | | | |
| (b) | Venture Capital Funds | | | | | | | | | | | | | | | | | | |
| (c) | Alternate Investment Funds | | | | | | | | | | | | | | | | | | |
| (d) | Foreign Venture Capital Investors | | | | | | | | | | | | | | | | | | |
| | | | | | | | | | | | | | | | | | | | |
| (e) | Foreign Portfolio Investors | | | | | | | | | | | | | | | | | | |
| | | | | | | | | | | | | | | | | | | | |
| (f) | Financial Institutions/Banks | | | | | | | | | | | | | | | | | | |



| SE DIGITAL CINEMA PRIVATE LIMITED AS ON 24th NOVEMBER, 2017 | | | | | | | | | | | | | | | | | | | | | | | | | | | | |
|---|---|------|---------------------|--|---|---|-----------------------------------|--|--|---------|-------|---|---|----------------------------|-----|--|-----|---|--|--|--|--|--|--|--|--|--|--|
| Category | Category & Name of the Shareholder | PAN | No of Share-holders | No of fully paid up equity shares held | No of Partly paid-up equity shares held | No of Shares Underlying Depository Receipts | Total No of Shares Held (IV+V+VI) | Shareholding as a % of total no of shares (A+B+C2) | Number of Voting Rights held in each class of securities | | | No of Shares Underlying Outstanding convertible securities (Including Warrants) | Shareholding as a % assuming full conversion of convertible Securities (as a percentage of diluted share capital) | Number of Locked in Shares | | Number of Shares pledged or otherwise encumbered | | Number of equity shares held in dematerialized form | | | | | | | | | | |
| | | | | | | | | | No of Voting Rights | | | Total as a % of (A+B+C) | | | No. | As a % of total Shares held | No. | As a % of total Shares held | | | | | | | | | | |
| | | | | | | | | | Class X | Class Y | Total | | | | | | | | | | | | | | | | | |
| | (I) | (II) | (III) | (IV) | (V) | (VI) | (VII) | (VIII) | (IX) | | | (X) | (XI) | (XII) | | (XIII) | | (XIV) | | | | | | | | | | |
| (g) | Insurance Companies | | | | | | | | NIL | | | | | | | | | | | | | | | | | | | |
| | | | | | | | | | | | | | | | | | | | | | | | | | | | | |
| (h) | Provident Funds/Pension Funds | | | | | | | | | | | | | | | | | | | | | | | | | | | |
| (i) | Any Other | | | | | | | | | | | | | | | | | | | | | | | | | | | |
| | FOREIGN CORPORATE BODIES | | | | | | | | | | | | | | | | | | | | | | | | | | | |
| | | | | | | | | | | | | | | | | | | | | | | | | | | | | |
| | | | | | | | | | | | | | | | | | | | | | | | | | | | | |
| | Sub Total (B){1} | | | | | | | | | | | | | | | | | | | | | | | | | | | |
| (2) | Central Government/State Government(s)/President of India | | | | | | | | | | | | | | | | | | | | | | | | | | | |
| | Sub Total (B){2} | | | | | | | | | | | | | | | | | | | | | | | | | | | |



| Category | Category & Name of the Shareholder | PAN | No of Share-holders | No of fully paid up equity shares held | No of Partly paid-up equity shares held | No of Shares Underlying Depository Receipts | Total No of Shares Held (IV+V+VI) | Sharehold ing as a % of total no of shares (A+B+C2) | Number of Voting Rights held of securities | | | each class | No of Shares Underlying Outstanding convertible securities (Including Warrants) | Shareholdin g as a % assuming full conversion of convertible Securities (as a percentage of diluted share capital) | Number of Locked in Shares | | Number of Shares pledged or otherwise encumbered | | Number of equity shares held in dematerial ized form |
|----------|---|------|---------------------|--|---|---|-----------------------------------|---|--|---------|-------|-------------------------|---|--|----------------------------|-----------------------------|--|-----------------------------|--|
| | | | | | | | | | No of Voting Rights | | | Total as a % of (A+B+C) | | | No. | As a % of total Shares held | No. | As a % of total Shares held | |
| | | | | | | | | | Class X | Class Y | Total | | | | | | | | |
| | (I) | (II) | (III) | (IV) | (V) | (VI) | (VII) | (VIII) | (IX) | | | | (X) | (XI) | (XII) | | (XIII) | | (XIV) |
| (3) | Non-Institutions | | | | | | | | | | | | | | | | | | |
| (a) | i.Individual shareholders holding nominal share capital up to Rs.2 lakhs | | | | | | | | | | | | | | | | | | |
| | ii.Individual shareholders holding nominal share capital in excess of Rs. 2 Lakhs | | | | | | | | | | | | | | | | | | |
| | | | | | | | | | | | | | | | | | | | |
| | | | | | | | | | | | | | | | | | | | |
| (b) | NBFCs Registered with RBI | | | | | | | | | | | | | | | | | | |
| (c) | Employee Trusts | | | | | | | | | | | | | | | | | | |
| (d) | Overseas Depositories (Holding DRs)(Balancing figure) | | | | | | | | | | | | | | | | | | |
| (e) | Any Other | | | | | | | | | | | | | | | | | | |
| | TRUSTS | | | | | | | | | | | | | | | | | | |
| | NON RESIDENT INDIANS | | | | | | | | | | | | | | | | | | |
| | CLEARING MEMBERS | | | | | | | | | | | | | | | | | | |
| | NON RESIDENT INDIAN NON REPATRIABLE | | | | | | | | | | | | | | | | | | |
| | BODIES CORPORATES | | | | | | | | | | | | | | | | | | |
| | Sub Total (B)(3) | | | | | | | | | | | | | | | | | | |
| | Total Public Shareholding (B) = (B)(1)+(B)(2)+(B)(3) | | | | | | | | | | | | | | | | | | |

NIL



Table IV - Statement showing shareholding pattern of the Non Promoter - Non Public Shareholder

QUBE DIGITAL CINEMA PRIVATE LIMITED - AS ON 24th NOVEMBER, 2017

| Category | Category & Name of the Shareholder | PAN | No of Share-holders | No of fully paid up equity shares held | No of Partly paid-up equity shares held | No of Shares Underlying Depository Receipts | Total No of Shares Held (IV+V+VI) | Shareholding as a % of total no of shares (A+B+C2) | Number of Voting Rights held in each class of securities | | | No of Shares Underlying Outstanding convertible securities (Including Warrants) | Shareholding as a % assuming full conversion of convertible Securities (as a percentage of diluted share capital) | Number of Locked in Shares | | Number of Shares pledged or otherwise encumbered | | Number of equity shares held in dematerialized form |
|----------|--|------|---------------------|--|---|---|-----------------------------------|--|--|---------|-------------------------|---|---|----------------------------|-----------------------------|--|-----------------------------|---|
| | | | | | | | | | No of Voting Rights | | Total as a % of (A+B+C) | | | No. | As a % of total Shares held | No. | As a % of total Shares held | |
| | | | | | | | | | Class X | Class Y | Total | | | | | | | |
| | (I) | (II) | (III) | (IV) | (V) | (VI) | (VII) | (VIII) | (IX) | | | (X) | (XI) | (XII) | | (XIII) | (XIV) | |
| (1) | Custodian/DR Holder | NIL | | | | | | | | | | | | | | | | |
| (2) | Employee Benefit Trust (under SEBI(Share based Employee Benefit) Regulations 2014) | | | | | | | | | | | | | | | | | |
| | Total Non-Promoter-Non Public Shareholding (C) = (C)(1)+(C)(2) | | | | | | | | | | | | | | | | | |



Details of the shareholders acting as persons in Concert including their Shareholding:

| Name of Shareholder | Name of PAC | No of shares | Holding% |
|---------------------|-------------|--------------|----------|
| | | | |
| Total: | | | |



Details of Shares which remain unclaimed may be given hear along with details such as number of shareholders, outstanding shares held in demat/unclaimed suspense account

| No of Shareholders | No of shares |
|--------------------|--------------|
| -- | -- |



Format of Holding of Specified securities

1. Name of Listed Entity: Qube Digital Cinema Private Limited (Unlisted Entity)
2. Scrip Code/Name of Scrip/Class of Security: **BSE Scrip Code:** **NSE Symbol:**
3. Share Holding Pattern Filed under: Reg. 31(1)(a)/Reg.31(1)(b)/Reg.31(1)(c)
 - a. if under 31(1)(b) then indicate the report for quarter ending
 - b. if under 31(1)(c) then indicate date of allotment/extinguishment
4. Declaration : The Listed entity is required to submit the following declaration to the extent of submission of information:

POST DEMERGER
NA

| Particulars | | |
|-------------|--|---------------|
| a | Whether the Listed Entity has issued any partly paid up shares | YES* NO* |
| b | Whether the Listed Entity has issued any Convertible Securities or Warrants? | YES** NO |
| c | Whether the Listed Entity has any shares against which depository receipts are issued? | YES** NO |
| d | Whether the Listed Entity has any shares in locked-in? | YES** NO |
| e | Whether any shares held by promoters are pledge or otherwise encumbered? | YES** NO |

**** ESOP (Options which are yet to be exercised)**

*if the Listed Entity selects the option 'NO' for the questions above, the columns for the partly paid up shares, Outstanding Convertible Securities/Warrants, depository receipts, locked-in shares, No of shares pledged or otherwise encumbered by promoters, as applicable, shall not be displayed at the time of dissemination on the Stock Exchange website. Also wherever there is 'No' declared by Listed entity in above table the values will be considered as 'Zero' by default on submission of the format of holding of specified securities.

- 5 The tabular format for disclosure of holding of specified securities is as follows:

For Qube Digital Cinema Pvt. Ltd.


Director

Table I - Summary Statement holding of specified securities

Qube Digital Cinema Pvt Ltd - Immediately upon Demerger

| Category | Category of Shareholder | No of Share-holders | No of fully paid up equity shares held | No of Partly paid-up equity shares held | No of Shares Underlying Depository Receipts | Total No of Shares Held (VII) = (IV)+(V)+(VI) | Shareholding as a % of total no of shares (As a % of (A+B+C2)) | Number of Voting Rights held in each class of securities | | | No of Shares Underlying Outstanding convertible securities (Including Warrants and options) | Shareholding as a % assuming full conversion of convertible Securities (as a percentage of diluted share capital) | Number of Locked in Shares | | Number of Shares pledged or otherwise encumbered | | Number of equity shares held in dematerialized form |
|----------|---------------------------------|---------------------|--|---|---|---|--|--|---------|-------------------------|---|---|----------------------------|-----------------------------|--|-----------------------------|---|
| | | | | | | | | No of Voting Rights | | Total as a % of (A+B+C) | | | No. | As a % of total Shares held | No. | As a % of total Shares held | |
| | | | | | | | | Class X | Class Y | Total | | | | | | | |
| (I) | (II) | (III) | (IV) | (V) | (VI) | (VII) | (VIII) | (IX) | | | (X) | (XI) | (XII) | | (XIII) | | (XIV) |
| (A) | Promoter & Promoter Group | 13 | 55,23,091 | 0 | 0 | 55,23,091 | 28.35 | 1:1 ratio (One share one vote basis) | | | 0 | 27.81 | 0 | 0.00 | 0 | 0.00 | |
| (B) | Public* | 198 | 13960023 | 0 | 0 | 13960023 | 71.65 | | | | 375000* | 72.19 | 0 | 0.00 | 0 | 0 | |
| (C) | Non Promoter-Non Public | 0 | - | 0 | 0 | - | 0.00 | | | | | | 0 | 0 | 0 | 0 | |
| (C1) | Shares underlying DRs | 0 | 0 | 0 | 0 | 0 | 0.00 | | | | 0 | 0 | 0 | 0.00 | 0 | 0 | |
| (C2) | Shares held by Employees Trusts | | - | 0 | 0 | - | 0.00 | | | | 0 | 0.00 | 0 | 0.00 | 0 | 0 | |
| | | | | | | | | | | | | | | | | | |
| | Total: | 211 | 1,94,83,114 | 0 | 0 | 1,94,83,114 | 100.00 | | | | 3,75,000 | 100.00 | 0 | 0.00 | 0 | 0.00 | |

*Includes the shares held by Employee Trusts

** Held as options and are yet to be exercised

For Qube Digital Cinema Pvt. Ltd.



Director

Table II - Statement showing shareholding pattern of the Promoter and Promoter Group

Qube Digital Cinema Pvt Ltd - Immediately upon Demerger

| Category | Category & Name of the Shareholder | PAN | No of Share-holders | No of fully paid up equity shares held | No of Partly paid-up equity shares held | No of Shares Underlying Depository Receipts | Total No of Shares Held (IV+V+VI) | Shareholdin g as a % of total no of shares (calculated as per SCRR, 1957 (VIII) As a % of (A+B+C2) | Number of Voting Rights held in each class of securities | | | No of Shares Underlyi ng Outstandi ng convertible securitie s (Includin g Warrant s) | Shareholdin g as a % assuming full conversion of convertible Securities (as a percentage of diluted share capital) (VII)+(X) As a % of (A+B+C2) | Number of Locked in Shares | | Number of Shares pledged or otherwise encumbered | | Number of equity shares held in demateriali zed form |
|----------|--|------------|---------------------|--|---|---|-----------------------------------|--|--|---------|-------|--|---|----------------------------|------------------------|--|------------------------|--|
| | | | | | | | | | No of Voting Rights | | | | | No. | As a % of total Shares | No. | As a % of total Shares | |
| | | | | | | | | | Class X | Class Y | Total | | | | | | | |
| | (I) | (II) | (III) | (IV) | (V) | (VI) | (VII) | (VIII) | (IX) | | | (X) | (XI) | (XII) | | (XIII) | | (XIV) |
| (1) | Indian | | | | | | | | | | | | | | | | | |
| (a) | Individuals/Hindu undivided Family | | 11 | | | | | | | | | | | | | | | |
| | Mr. Arun Veerappan | ADPPA6900P | | 2,98,000 | | | 2,98,000 | 1.53 | | | | 0 | 1.50 | 0 | 0.00 | 0 | 0.00 | |
| | Mr. V. Senthil Kumar | AAHPS8822P | | 5,53,100 | | | 5,53,100 | 2.84 | | | | 0 | 2.79 | 0 | 0.00 | 0 | 0.00 | |
| | Mrs. Meena Veerappan | AGOPM6214A | | 5,06,800 | | | 5,06,800 | 2.60 | | | | 0 | 2.55 | 0 | 0.00 | 0 | 0.00 | |
| | Mrs. Vee. Vijayalakshmi | AADPV6576D | | 2,34,000 | | | 2,34,000 | 1.20 | | | | 0 | 1.18 | 0 | 0.00 | 0 | 0.00 | |
| | Mr. V. Sivakumar | AAHPS8804R | | 1,87,200 | | | 1,87,200 | 0.96 | | | | 0 | 0.94 | 0 | 0.00 | 0 | 0.00 | |
| | Mr. Raja Enok | AEFPR0361C | | 44,500 | | | 44,500 | 0.23 | | | | 0 | 0.22 | 0 | 0.00 | 0 | 0.00 | |
| | Mrs. Julie Enok | AINPM7817Q | | 6,000 | | | 6,000 | 0.03 | | | | 0 | 0.03 | 0 | 0.00 | 0 | 0.00 | |
| | Mr. P.C. Sreeram | AMNPS9176Q | | 3,57,750 | | | 3,57,750 | 1.84 | | | | 0 | 1.80 | 0 | 0.00 | 0 | 0.00 | |
| | Mr. P. Jayendra | AFVPP5428F | | 3,57,750 | | | 3,57,750 | 1.84 | | | | 0 | 1.80 | 0 | 0.00 | 0 | 0.00 | |
| | Mr. S. Gunaseelan | AIVPG6358E | | 30,000 | | | 30,000 | 0.15 | | | | 0 | 0.15 | 0 | 0.00 | 0 | 0.00 | |
| | Mr. D. Ashok Kumar | | | 30,000 | | | 30,000 | 0.15 | | | | 0 | 0.15 | 0 | 0.00 | 0 | 0.00 | |
| (b) | Central Government/State Government(s) | | | | | | | | | | | | | | | | | |
| (c) | Financial Institutions/Banks | | | | | | | | | | | | | | | | | |



Table II - Statement showing shareholding pattern of the Promoter and Promoter Group

Qube Digital Cinema Pvt Ltd - Immediately upon Demerger

| Category | Category & Name of the Shareholder | PAN | No of Share-holders | No of fully paid up equity shares held | No of Partly paid-up equity shares held | No of Shares Underlying Depository Receipts | Total No of Shares Held (IV+V+VI) | Shareholding as a % of total no of shares (calculated as per SCRR, 1957 (VIII) As a % of (A+B+C2) | Number of Voting Rights held in each class of securities | | | No of Shares Underlying Outstanding convertible securities (Including Warrants) | Shareholding as a % assuming full conversion of convertible Securities (as a percentage of diluted share capital) (VII)+(X) As a % of (A+B+C2) | Number of Locked in Shares | | Number of Shares pledged or otherwise encumbered | | Number of equity shares held in dematerialized form |
|----------|---|----------------|---------------------|--|---|---|-----------------------------------|---|--|---------|-------------------------|---|--|----------------------------|------------------------|--|------------------------|---|
| | | | | | | | | | No of Voting Rights | | Total as a % of (A+B+C) | | | No. | As a % of total Shares | No. | As a % of total Shares | |
| | (I) | (II) | (III) | (IV) | (V) | (VI) | (VII) | (VIII) | Class X | Class Y | Total | | (X) | (XI) | (XII) | (XIII) | (XIV) | |
| (d) | Any Other | | 1 | | | | | | 1:1 ratio (One share one vote basis) | | | | | | | | | |
| | Real Image LLP | AATFR9609K | | 24,62,225 | | | 24,62,225 | 12.64 | | | | | 0 | 12.40 | 0 | 0.00 | 0 | 0.00 |
| | Sub-Total (A)(1) | | 12 | 50,67,325 | | | 50,67,325 | 26.01 | | | | | 0 | 25.52 | 0 | 0.00 | 0 | 0.00 |
| (2) | Foreign | | | | | | | | | | | | | | | | | |
| (a) | Individuals (Non-Resident Individuals/Foreign Individuals) | | | | | | | | | | | | | | | | | |
| (b) | Government | | | | | | | | | | | | | | | | | |
| (c) | Institutions | | | | | | | | | | | | | | | | | |
| (d) | Foreign Portfolio Investor | | | | | | | | | | | | | | | | | |
| (e) | Any Other | | 1 | | | | | | | | | | | | | | | |
| | Transglobal technologies Inc | Not Applicable | | 455766 | | | 455766 | 2.34 | | | | | 0 | 2.30 | 0 | 0.00 | 0 | 0.00 |
| | Sub-Total (A)(2) | | 1 | 455766 | | | 455766 | 2.34 | | | | | 0 | 2.30 | 0 | 0.00 | 0 | 0.00 |
| | Total Shareholding of Promoter and Promoter Group (A)=(A)(1)+(A)(2) | | 13 | 55,23,091 | | | 55,23,091 | 28.35 | | | | | 0 | 27.81 | 0 | 0.00 | 0 | 0.00 |



Table III - Statement showing shareholding pattern of the Public shareholder

Qube Digital Cinema Pvt Ltd - Immediately upon Demerger

| Category | Category & Name of the Shareholder | PAN | No of Share-holders | No of fully paid up equity shares held | No of Partly paid-up equity shares held | No of Shares Underlying Depository Receipts | Total No of Shares Held (IV+V+VI) | Shareholding as a % of total no of shares (A+B+C2) | Number of Voting Rights held in each class of securities | | | No of Shares Underlying Outstanding convertible securities (Including Warrants) | Shareholding as a % assuming full conversion of convertible Securities (as a percentage of diluted share capital) | Number of Locked in Shares | | Number of Shares pledged or otherwise encumbered | | Number of equity shares held in dematerialized form |
|----------|------------------------------------|------|---------------------|--|---|---|-----------------------------------|--|--|---------|-------------------------|---|---|----------------------------|-----------------------------|--|-----------------------------|---|
| | | | | | | | | | No of Voting Rights | | Total as a % of (A+B+C) | | | No. | As a % of total Shares held | No. | As a % of total Shares held | |
| | (I) | (II) | (III) | (IV) | (V) | (VI) | (VII) | (VIII) | Class X | Class Y | Total | | | | | | | |
| | | | | | | | | | (IX) | | | (X) | (XI) | (XII) | | (XIII) | | (XIV) |
| (1) | Institutions | | | | | | | | | | | | | | | | | |
| (a) | Mutual Funds | | | | | | | | | | | | | | | | | |
| (b) | Venture Capital Funds | | | | | | | | | | | | | | | | | |
| (c) | Alternate Investment Funds | | | | | | | | | | | | | | | | | |
| (d) | Foreign Venture Capital Investors | | | | | | | | | | | | | | | | | |
| (e) | Foreign Portfolio Investors | | | | | | | | | | | | | | | | | |
| (f) | Financial Institutions/Banks | | 3 | | | | | | | | | | | | | | | |
| | Canara Bank | | | 5,31,567 | | | 5,31,567 | 2.73 | | | | 0 | 2.68 | 0 | 0 | 0 | 0 | |
| | Andhra Bank | | | 3,54,378 | | | 3,54,378 | 1.82 | | | | 0 | 1.78 | 0 | 0 | 0 | 0 | |
| | Union Bank of India | | | 3,54,378 | | | 3,54,378 | 1.82 | | | | 0 | 1.78 | 0 | 0 | 0 | 0 | |



Table III - Statement showing shareholding pattern of the Public shareholder

Qube Digital Cinema Pvt Ltd - Immediately upon Demerger

| Category | Category & Name of the Shareholder | PAN | No of Share-holders | No of fully paid up equity shares held | No of Partly paid-up equity shares held | No of Shares Underlying Depository Receipts | Total No of Shares Held (IV+V+VI) | Shareholding as a % of total no of shares (A+B+C2) | Number of Voting Rights held in each class of securities | | | No of Shares Underlying Outstanding convertible securities (Including Warrants) | Shareholding as a % assuming full conversion of convertible Securities (as a percentage of diluted share capital) | Number of Locked in Shares | | Number of Shares pledged or otherwise encumbered | | Number of equity shares held in dematerialized form |
|----------|---|------|---------------------|--|---|---|-----------------------------------|--|--|---------|-------------------------|---|---|----------------------------|-----------------------------|--|-----------------------------|---|
| | | | | | | | | | No of Voting Rights | | Total as a % of (A+B+C) | | | No. | As a % of total Shares held | No. | As a % of total Shares held | |
| | | | | | | | | | Class X | Class Y | Total | | | | | | | |
| | (I) | (II) | (III) | (IV) | (V) | (VI) | (VII) | (VIII) | (IX) | | | (X) | (XI) | (XII) | (XIII) | (XIV) | | |
| (g) | Insurance Companies | | | | | | | | | | | | | | | | | |
| (h) | Provident Funds/Pension Funds | | | | | | | | | | | | | | | | | |
| (i) | Any Other | | | | | | | | | | | | | | | | | |
| | FOREIGN CORPORATE BODIES | | 4 | | | | | | | | | | | | | | | |
| | Streetedge Capital LP | | | 15,97,302 | | | 1597302 | 8.20 | | | | 0 | 8.04 | 0 | 0 | 0 | 0 | |
| | Intel Capital Corporation | | | 28,94,737 | | | 2894737 | 14.86 | | | | 0 | 14.58 | 0 | 0 | 0 | 0 | |
| | CSI BD (Mauritius) | | | 7,89,941 | | | 789941 | 4.05 | | | | 0 | 3.98 | 0 | 0 | 0 | 0 | |
| | Nomura Asia Investment (MB) Pte. Ltd | | | 56,97,535 | | | 5697535 | 29.24 | | | | 0 | 28.69 | 0 | 0 | 0 | 0 | |
| | Sub Total (B)(1) | | 7 | 12219838 | | | 12219838 | 62.72014833 | | | | | 61.54 | 0 | 0 | 0 | 0 | |
| (2) | Central Government/State Government(s)/President of India | | | | | | | | | | | | | | | | | |
| | Sub Total (B)(2) | | 0 | 0 | | | 0 | 0 | | | | 0 | 0 | 0 | 0 | 0 | 0 | |



Table III - Statement showing shareholding pattern of the Public shareholder

Qube Digital Cinema Pvt Ltd - Immediately upon Demerger

| Category | Category & Name of the Shareholder | PAN | No of Share-holders | No of fully paid up equity shares held | No of Partly paid-up equity shares held | No of Shares Underlying Depository Receipts | Total No of Shares Held (IV+V+VI) | Shareholding as a % of total no of shares (A+B+C2) | Number of Voting Rights held in each class of securities | | | No of Shares Underlying Outstanding convertible securities (Including Warrants) | Shareholding as a % assuming full conversion of convertible Securities (as a percentage of diluted share capital) | Number of Locked in Shares | | Number of Shares pledged or otherwise encumbered | | Number of equity shares held in dematerialized form | | |
|----------|---|------|---------------------|--|---|---|-----------------------------------|--|--|---------|-------------------------|---|---|----------------------------|-----------------------------|--|-----------------------------|---|---|------|
| | | | | | | | | | No of Voting Rights | | Total as a % of (A+B+C) | | | No. | As a % of total Shares held | No. | As a % of total Shares held | | | |
| | | | | | | | | | Class X | Class Y | Total | | | | | | | | | |
| | (I) | (II) | (III) | (IV) | (V) | (VI) | (VII) | (VIII) | (IX) | | | (X) | (XI) | (XII) | | (XIII) | (XIV) | | | |
| (3) | Non-Institutions | | | | | | | | 1:1 ratio (One share one vote basis) | | | | | | | | | | | |
| (a) | i.Individual shareholders holding nominal share capital up to Rs.2 lakhs | | 9 | | | | | | | | | | | | | | | | | |
| | P.C. Nayak | | | 4543 | | | 4543 | 0.02 | | | | | | | 0 | 0.02 | 0 | 0 | 0 | 0 |
| | Vijay Kumar Angadi | | | 4543 | | | 4543 | 0.02 | | | | | | | 0 | 0.02 | 0 | 0 | 0 | 0 |
| | K Prasannanjaneya* | | | 2020 | | | 2020 | 0.01 | | | | | | | 0 | 0.01 | 0 | 0 | 0 | 0 |
| | Ketan Mehta* | | | 5870 | | | 5870 | 0.03 | | | | | | | 0 | 0.03 | 0 | 0 | 0 | 0 |
| | Susan Zachariah* | | | 8196 | | | 8196 | 0.04 | | | | | | | 0 | 0.04 | 0 | 0.00 | 0 | 0.00 |
| | A.S. Narayanan* | | | 14820 | | | 14820 | 0.08 | | | | | | | 0 | 0.07 | 0 | 0 | 0 | 0 |
| | Deepak Hirani* | | | 12210 | | | 12210 | 0.06 | | | | | | | 0 | 0.06 | 0 | 0 | 0 | 0 |
| | Gowri Padmanabh* | | | 15580 | | | 15580 | 0.08 | | | | | | | 0 | 0.08 | 0 | 0 | 0 | 0 |
| | P Venkatesh* | | | 3000 | | | 3000 | 0.02 | | | | | | | 0 | 0.02 | 0 | 0 | 0 | 0 |
| | ii.Individual shareholders holding nominal share capital in excess of Rs. 2 Lakhs | | 2 | | | | | | | | | | | | | | | | | |
| | Sudha Panchapakesan* | | | 45220 | | | 45220 | 0.23 | | | | | | | 0 | 0.23 | 0 | 0 | 0 | 0 |
| | Viju Thomas* | | | 24000 | | | 24000 | 0.12 | | | | | | | 0 | 0.12 | 0 | 0 | 0 | 0 |
| (b) | NBFCs Registered with RBI | | | | | | | | | | | | | | | | | | | |
| (c) | Employee Trusts | | | | | | | | | | | | | | | | | | | |
| | RIMT Employees Trust | | 175 | 810242 | | | 810242 | 4.16 | | | | | | | 0 | 4.08 | 0 | 0 | 0 | 0 |
| (d) | Overseas Depositories (Holding DRs)(Balancing figure) | | | | | | | | | | | | | | | | | | | |
| (e) | Any Other | | | | | | | | | | | | | | | | | | | |
| | ESOP Options | | 4 | | | | | | | | | | | | | | | | | |
| | Rajesh Ramachandran** | | | | | | | | | | | | | | 120000 | 0.60 | 0 | 0 | 0 | 0 |
| | Arvind Ranganathan** | | | | | | | | | | | | | | 180000 | 0.91 | 0 | 0 | 0 | 0 |
| | Harsh Krishna Rohatgi** | | | | | | | | | | | | | | 50000 | 0.25 | 0 | 0 | 0 | 0 |
| | Sanjeev Mehta** | | | | | | | | | | | 25000 | 0.13 | 0 | 0 | 0 | 0 | | | |



Table III - Statement showing shareholding pattern of the Public shareholder

Qube Digital Cinema Pvt Ltd - Immediately upon Demerger

| Category | Category & Name of the Shareholder | PAN | No of Share-holders | No of fully paid up equity shares held | No of Partly paid-up equity shares held | No of Shares Underlying Depository Receipts | Total No of Shares Held (IV+V+VI) | Shareholding as a % of total no of shares (A+B+C2) | Number of Voting Rights held in each class of securities | | | No of Shares Underlying Outstanding convertible securities (Including Warrants) | Shareholding as a % assuming full conversion of convertible Securities (as a percentage of diluted share capital) | Number of Locked in Shares | | Number of Shares pledged or otherwise encumbered | | Number of equity shares held in dematerialized form |
|----------|--|------|---------------------|--|---|---|-----------------------------------|--|--|---------|-------------------------|---|---|----------------------------|-----------------------------|--|-----------------------------|---|
| | | | | | | | | | No of Voting Rights | | Total as a % of (A+B+C) | | | No. | As a % of total Shares held | No. | As a % of total Shares held | |
| | (I) | (II) | (III) | (IV) | (V) | (VI) | (VII) | (VIII) | Class X | Class Y | Total | (X) | (XI) | (XII) | (XIII) | (XIV) | | |
| | | | | | | | | | (IX) | | | | | | | | | |
| | TRUSTS | | | | | | | | | | | | | | | | | |
| | NON RESIDENT INDIANS | | | | | | | | | | | | | | | | | |
| | CLEARING MEMBERS | | | | | | | | | | | | | | | | | |
| | NON RESIDENT INDIAN NON REPATRIABLE | | | | | | | | | | | | | | | | | |
| | BODIES CORPORATES | | 1 | | | | | | | | | | | | | | | |
| | Payone Enterprise Pvt. Ltd. | | | 789941 | | | 789941 | 4.05 | | | | 0 | 3.98 | 0 | 0 | 0 | 0 | |
| | Sub Total (B)(3) | | 191 | 1740185 | | | 1740185 | 8.931760087 | | | | 375000 | 10.65 | 0 | 0 | 0 | 0 | |
| | Total Public Shareholding (B) = (B)(1)+(B)(2)+(B)(3) | | 198 | 13960023 | | | 13960023 | 71.65190842 | | | | 375000 | 72.19 | 0 | 0 | 0 | 0 | |
| | | | | | | | | | | | | | | | | | | |
| | * ESOP held by Individuals | | | | | | | | | | | | | | | | | |
| | ** Held as Options and are yet to be exercised | | | | | | | | | | | | | | | | | |



Table IV - Statement showing shareholding pattern of the Non Promoter - Non Public Shareholder

| Category | Category & Name of the Shareholder | PAN | No of Shareholders | No of fully paid up equity shares held | No of Partly paid-up equity shares held | No of Shares Underlying Depository Receipts | Total No of Shares Held (IV+V+VI) | Shareholding as a % of total no of shares (A+B+C2) | Number of Voting Rights held in each class of securities | | | No of Shares Underlying Outstanding convertible securities (Including Warrants) | Shareholding as a % assuming full conversion of convertible Securities (as a percentage of diluted share capital) | Number of Locked in Shares | | Number of Shares pledged or otherwise encumbered | Number of equity shares held in dematerialized form |
|----------|--|----------------|--------------------|--|---|---|-----------------------------------|--|--|-------------------------|-------|---|---|-----------------------------|-----------------------------|--|---|
| | | | | | | | | | No of Voting Rights | Total as a % of (A+B+C) | | | | No. | As a % of total Shares held | | |
| | | | | | | | | | No of Voting Rights | Total as a % of (A+B+C) | | | No. | As a % of total Shares held | No. | As a % of total Shares held | (XIV) |
| | | | | | | | | | Class X | Class Y | Total | | | | | | |
| | (I) | (II) | (III) | (IV) | (V) | (VI) | (VII) | (VIII) | (IX) | | | (X) | (XI) | (XII) | | (XIII) | |
| (1) | Custodian/DR Holder | NOT APPLICABLE | | | | | | | | | | | | | | | |
| (2) | SEBI(Share based Employee Benefit) Regulations 2014) | | | | | | | | | | | | | | | | |
| | Total Non-Promoter-Non Public Shareholding (C) = (C)(1)+(C)(2) | | | | | | | | | | | | | | | | |

NOT APPLICABLE



Details of the shareholders acting as persons in Concert including their Shareholding:

| Name of Shareholder | Name of PAC | No of shares | Holding% |
|---------------------|-------------|--------------|----------|
| | | | |
| Total: | NIL | | |



Details of Shares which remain unclaimed may be given hear along with details such as number of shareholders, outstanding shares held in demat/unclaimed suspense account

| No of Shareholders | No of shares |
|--------------------|--------------|
| -- | -- |



Format of Holding of Specified securities

1. Name of Listed Entity: Qube Digital Cinema Private Limited (Unlisted Entity)
2. Scrip Code/Name of Scrip/Class of Security: **BSE Scrip Code:** **NSE Symbol:**
3. Share Holding Pattern Filed under: Reg. 31(1)(a)/Reg.31(1)(b)/Reg.31(1)(c)
 - a. if under 31(1)(b) then indicate the report for quarter ending
 - b. if under 31(1)(c) then indicate date of allotment/extinguishment
4. Declaration : The Listed entity is required to submit the following declaration to the extent of submission of information:

POST MERGER
NA

| Particulars | | |
|-------------|--|---------------|
| a | Whether the Listed Entity has issued any partly paid up shares | YES* NO* |
| b | Whether the Listed Entity has issued any Convertible Securities or Warrants? | YES** NO |
| c | Whether the Listed Entity has any shares against which depository receipts are issued? | YES** NO |
| d | Whether the Listed Entity has any shares in locked-in? | YES** NO |
| e | Whether any shares held by promoters are pledge or otherwise encumbered? | YES** NO |

**ESOPS(Options which are yet to be exercised)

*if the Listed Entity selects the option 'NO' for the questions above, the columns for the partly paid up shares, Outstanding Convertible Securities/Warrants, depository receipts, locked-in shares, No of shares pledged or otherwise encumbered by promoters, as applicable, shall not be displayed at the time of dissemination on the Stock Exchange website. Also wherever there is 'No' declared by Listed entity in above table the values will be considered as 'Zero' by default on submission of the format of holding of specified securities.

- 5 The tabular format for disclosure of holding of specified securities is as follows:

For Qube Digital Cinema Pvt. Ltd.

Harsh Chhatia
Director

Table I - Summary Statement holding of specified securities

| Qube Digital Cinema Pvt Ltd - Immediately upon Merger with Moviebuff | | | | | | | | | | | | | | | | | |
|--|---------------------------------|--------------------|--|---|---|---|--|--|-------------------------|-------|---|---|----------------------------|-----------------------------|--|-----------------------------|---|
| Category | Category of Shareholder | No of Shareholders | No of fully paid up equity shares held | No of Partly paid-up equity shares held | No of Shares Underlying Depository Receipts | Total No of Shares Held (VII) = (IV)+(V)+(VI) | Shareholding as a % of total no of shares (As a % of (A+B+C2)) | Number of Voting Rights held in each class of securities | | | No of Shares Underlying Outstanding convertible securities (Including Warrants and options) | Shareholding as a % assuming full conversion of convertible Securities (as a percentage of diluted share capital) | Number of Locked in Shares | | Number of Shares pledged or otherwise encumbered | | Number of equity shares held in dematerialized form |
| | | | | | | | | No of Voting Rights | Total as a % of (A+B+C) | | | | No. | As a % of total Shares held | No. | As a % of total Shares held | |
| | | | | | | | | Class X | Class Y | Total | | | | | | | |
| (I) | (II) | (III) | (IV) | (V) | (VI) | (VII) | (VIII) | (IX) | | | (X) | (XI) | (XII) | | (XIII) | | (XIV) |
| (A) | Promoter & Promoter Group | 14 | 6,303,094 | 0 | 0 | 6,303,094 | 31.11 | 1:1 ratio (One share one vote basis) | | | 0 | 30.54 | 0 | 0.00 | 0 | 0.00 | |
| (B) | Public* | 198 | 13960023 | 0 | 0 | 13960023 | 68.89 | | | | 375000* | 69.46 | 0 | 0.00 | 0 | 0 | |
| (C) | Non Promoter-Non Public | 0 | - | 0 | 0 | - | 0.00 | | | | | | 0 | 0 | 0 | 0 | |
| (C1) | Shares underlying DRs | 0 | 0 | 0 | 0 | 0 | 0.00 | | | | 0 | 0 | 0 | 0.00 | 0 | 0 | |
| (C2) | Shares held by Employees Trusts | | - | 0 | 0 | - | 0.00 | | | | 0 | 0.00 | 0 | 0.00 | 0 | 0 | |
| | | | | | | | | | | | | | | | | | |
| | Total: | 212 | 20,263,117 | 0 | 0 | 20,263,117 | 100.00 | | | | 375,000 | 100.00 | 0 | 0.00 | 0 | 0.00 | |
| *Includes the shares held by Employee Trusts | | | | | | | | | | | | | | | | | |

*Includes the shares held by Employee Trusts

** Held as options and are yet to be exercised



Table II - Statement showing shareholding pattern of the Promoter and Promoter Group

| Qube Digital Cinema Pvt Ltd - Immediately upon Merger with Moviebuff | | | | | | | | | | | | | | | | | | | |
|--|--|------------|---------------------|--|---|---|-----------------------------------|--|--|---------|-------|-------------------------|---|---|----------------------------|------------------------|--|------------------------|--|
| Category | Category & Name of the Shareholder | PAN | No of Share-holders | No of fully paid up equity shares held | No of Partly paid-up equity shares held | No of Shares Underlying Depository Receipts | Total No of Shares Held (IV+V+VI) | Shareholdin g as a % of total no of shares (calculated as per SCRR, 1957 (VIII) As a % of (A+B+C2) | Number of Voting Rights held in each class of securities | | | | No of Shares Underlyi ng Outstan ding converti ble securitie s (Includin g Warrant s) | Shareholdin g as a % assuming full conversion of convertible Securities (as a percentage of diluted share capital) (VII)+(X) As a % of (A+B+C2) | Number of Locked in Shares | | Number of Shares pledged or otherwise encumbered | | Number of equity shares held in demateria lized form |
| | | | | | | | | | No of Voting Rights | | | Total as a % of (A+B+C) | | | No. | As a % of total Shares | No. | As a % of total Shares | |
| | (I) | (II) | (III) | (IV) | (V) | (VI) | (VII) | (VIII) | Class X | Class Y | Total | | | | | | | | |
| (1) | Indian | | | | | | | | (IX) | | | | (X) | (XI) | (XII) | | (XIII) | | (XIV) |
| (a) | Individuals/Hindu undivided Family | | 12 | | | | | | | | | | | | | | | | |
| | Mr. Arun Veerappan | ADPPA6900P | | 298,000 | | | 298,000 | 1.47 | | | | | 0 | 1.44 | 0 | 0.00 | 0 | 0.00 | |
| | Mr. V. Senthil Kumar | AAHPS8822P | | 813,101 | | | 813,101 | 4.01 | | | | | 0 | 3.94 | 0 | 0.00 | 0 | 0.00 | |
| | Mrs. Meena Veerappan | AGOPM6214A | | 506,800 | | | 506,800 | 2.50 | | | | | 0 | 2.46 | 0 | 0.00 | 0 | 0.00 | |
| | Mrs. Vee. Vijayalakshmi | AADPV6576D | | 234,000 | | | 234,000 | 1.15 | | | | | 0 | 1.13 | 0 | 0.00 | 0 | 0.00 | |
| | Mr. V. Sivakumar | AAHPS8804R | | 187,200 | | | 187,200 | 0.92 | | | | | 0 | 0.91 | 0 | 0.00 | 0 | 0.00 | |
| | Mr. Raja Enok | AEFPR0361C | | 44,500 | | | 44,500 | 0.22 | | | | | 0 | 0.22 | 0 | 0.00 | 0 | 0.00 | |
| | Mrs. Julie Enok | AINPM7817Q | | 6,000 | | | 6,000 | 0.03 | | | | | 0 | 0.03 | 0 | 0.00 | 0 | 0.00 | |
| | Mr. P.C. Sreeram | AMNPS9176Q | | 357,750 | | | 357,750 | 1.77 | | | | | 0 | 1.73 | 0 | 0.00 | 0 | 0.00 | |
| | Mr. P. Jayendra | AFVPP5428F | | 617,751 | | | 617,751 | 3.05 | | | | | 0 | 2.99 | 0 | 0.00 | 0 | 0.00 | |
| | Mr. S. Gunaseelan | AIVPG6358E | | 30,000 | | | 30,000 | 0.15 | | | | | 0 | 0.15 | 0 | 0.00 | 0 | 0.00 | |
| | Mr. D. Ashok Kumar | ACHPA3022D | | 30,000 | | | 30,000 | 0.15 | | | | | 0 | 0.15 | 0 | 0.00 | 0 | 0.00 | |
| | Mr. M.V. Ramachandran | AAAPR1587R | | 260,001 | | | 260,001 | 1.28 | | | | | 0 | 1.26 | 0 | 0.00 | 0 | 0.00 | |
| (b) | Central Government/State Government(s) | | | | | | | | | | | | | | | | | | |
| (c) | Financial Institutions/Banks | | | | | | | | | | | | | | | | | | |

1:1 ratio (One share-one vote basis)



Table II - Statement showing shareholding pattern of the Promoter and Promoter Group

| Qube Digital Cinema Pvt Ltd - Immediately upon Merger with Moviebuff | | | | | | | | | | | | | | | | | | | | | |
|--|---|----------------|---------------------|--|---|---|-----------------------------------|--|--|---------|-------|---|---|----------------------------|------|--|------|---|---|------|--|
| Category | Category & Name of the Shareholder | PAN | No of Share-holders | No of fully paid up equity shares held | No of Partly paid-up equity shares held | No of Shares Underlying Depository Receipts | Total No of Shares Held (IV+V+VI) | Shareholdin g as a % of total no of shares (calculated as per SCRR, 1957 (VIII) As a % of (A+B+C2) | Number of Voting Rights held in each class of securities | | | No of Shares Underlyi ng Outstan ding converti ble securitie s (Includin g Warrant s) | Shareholdin g as a % assuming full conversion of convertible Securities (as a percentage of diluted share capital) (VII)+(X) As a % of (A+B+C2) | Number of Locked in Shares | | Number of Shares pledged or otherwise encumbered | | Number of equity shares held in dematerialized form | | | |
| | | | | | | | | | No of Voting Rights | | | Total as a % of (A+B+C) | | | No. | As a % of total Shares | No. | As a % of total Shares | | | |
| | (I) | (II) | (III) | (IV) | (V) | (VI) | (VII) | (VIII) | Class X | Class Y | Total | | | | | | | | | | |
| | | | | | | | | | (IX) | | | (X) | (XI) | (XII) | | (XIII) | | (XIV) | | | |
| (d) | Any Other | | 1 | | | | | | 1:1 Ratio (One share One vote basis) | | | | | | | | | | | | |
| | Real Image LLP | AATFR9609K | | 2,462,225 | | | 2,462,225 | 12.15 | | | | | | | | | | | | | |
| | Sub-Total (A)(1) | | 13 | 5,847,328 | | | 5,847,328 | 28.86 | | | | | | | 0 | 11.93 | 0 | 0.00 | 0 | 0.00 | |
| (2) | Foreign | | | | | | | | | | | | | | 0 | 26.33 | 0 | 0.00 | 0 | 0.00 | |
| (a) | Individuals (Non-Resident Individuals/Foreign Individuals) | | | | | | | | | | | | | | | | | | | | |
| (b) | Government | | | | | | | | | | | | | | | | | | | | |
| (c) | Institutions | | | | | | | | | | | | | | | | | | | | |
| (d) | Foreign Portfolio Investor | | | | | | | | | | | | | | | | | | | | |
| (e) | Any Other | | 1 | | | | | | | | | | | | | | | | | | |
| | Transglobal technologies Inc | Not Applicable | | 455766 | | | 455766 | 2.25 | | | | | | | | | | | | | |
| | Sub-Total (A)(2) | | 1 | 455766 | | | 455766 | 2.25 | | | | | | | 0 | 2.21 | 0 | 0.00 | 0 | 0.00 | |
| | Total Shareholding of Promoter and Promoter Group (A)=(A)(1)+(A)(2) | | 14 | 6,303,094 | | | 6,303,094 | 31.11 | | | | | | | 0 | 2.21 | 0 | 0.00 | 0 | 0.00 | |
| | | | | | | | | | | | | 0 | 30.54 | 0 | 0.00 | 0 | 0.00 | | | | |



Table III - Statement showing shareholding pattern of the Public shareholder

| Qube Digital Cinema Pvt Ltd - Immediately upon Merger with Moviebuff | | | | | | | | | | | | | | | | | | | | | | |
|--|------------------------------------|------|---------------------|--|---|---|-----------------------------------|--|--|---------|-------|-------------------------|---|---|----------------------------|-----------------------------|--|-----------------------------|---|---|---|---|
| Category | Category & Name of the Shareholder | PAN | No of Share-holders | No of fully paid up equity shares held | No of Partly paid-up equity shares held | No of Shares Underlying Depository Receipts | Total No of Shares Held (IV+V+VI) | Shareholding as a % of total no of shares (A+B+C2) | Number of Voting Rights held in each class of securities | | | | No of Shares Underlying Outstanding convertible securities (Including Warrants) | Shareholding as a % assuming full conversion of convertible Securities (as a percentage of diluted share capital) | Number of Locked in Shares | | Number of Shares pledged or otherwise encumbered | | Number of equity shares held in dematerialized form | | | |
| | | | | | | | | | No of Voting Rights | | | Total as a % of (A+B+C) | | | No. | As a % of total Shares held | No. | As a % of total Shares held | | | | |
| | (I) | (II) | (III) | (IV) | (V) | (VI) | (VII) | (VIII) | Class X | Class Y | Total | (IX) | (X) | (XI) | | (XII) | | (XIII) | (XIV) | | | |
| (1) | Institutions | | | | | | | | | | | | | | | | | | | | | |
| (a) | Mutual Funds | | | | | | | | | | | | | | | | | | | | | |
| (b) | Venture Capital Funds | | | | | | | | | | | | | | | | | | | | | |
| (c) | Alternate Investment Funds | | | | | | | | | | | | | | | | | | | | | |
| (d) | Foreign Venture Capital Investors | | | | | | | | | | | | | | | | | | | | | |
| | | | | | | | | | | | | | | | | | | | | | | |
| (e) | Foreign Portfolio Investors | | | | | | | | | | | | | | | | | | | | | |
| | | | | | | | | | | | | | | | | | | | | | | |
| (f) | Financial Institutions/Banks | | 3 | | | | | | | | | | | | | | | | | | | |
| | Canara Bank | | | 531,567 | | | 531,567 | 2.73 | | | | | | | | | 0 | 2.58 | 0 | 0 | 0 | 0 |
| | Andhra Bank | | | 354,378 | | | 354,378 | 1.82 | | | | | 0 | 1.72 | 0 | 0 | 0 | 0 | | | | |
| | Union Bank of India | | | 354,378 | | | 354,378 | 1.82 | | | | | 0 | 1.72 | 0 | 0 | 0 | 0 | | | | |



Table III - Statement showing shareholding pattern of the Public shareholder

| Qube Digital Cinema Pvt Ltd - Immediately upon Merger with Moviebuff | | | | | | | | | | | | | | | | | | | | |
|--|---|------|--------------------|--|---|---|-----------------------------------|--|--|---------|-------------------------|---|---|----------------------------|-----------------------------|--|---|--|--|--|
| Category | Category & Name of the Shareholder | PAN | No of Shareholders | No of fully paid up equity shares held | No of Partly paid-up equity shares held | No of Shares Underlying Depository Receipts | Total No of Shares Held (IV+V+VI) | Shareholding as a % of total no of shares (A+B+C2) | Number of Voting Rights held in each class of securities | | | No of Shares Underlying Outstanding convertible securities (Including Warrants) | Shareholding as a % assuming full conversion of convertible Securities (as a percentage of diluted share capital) | Number of Locked in Shares | | Number of Shares pledged or otherwise encumbered | Number of equity shares held in dematerialized form | | | |
| | | | | | | | | | No of Voting Rights | | Total as a % of (A+B+C) | | | No. | As a % of total Shares held | No. | As a % of total Shares held | | | |
| | (I) | (II) | (III) | (IV) | (V) | (VI) | (VII) | (VIII) | Class X | Class Y | Total | | (X) | (XI) | (XII) | (XIII) | (XIV) | | | |
| (g) | Insurance Companies | | | | | | | | (IX) | | | | | | | | | | | |
| | | | | | | | | | | | | | | | | | | | | |
| (h) | Provident Funds/Pension Funds | | | | | | | | | | | | | | | | | | | |
| (i) | Any Other | | | | | | | | | | | | | | | | | | | |
| | FOREIGN CORPORATE BODIES | | 4 | | | | | | | | | | | | | | | | | |
| | Streetedge Capital LP | | | 1,597,302 | | | 1597302 | 8.20 | | | | | | | | | | | | |
| | Intel Capital Corporation | | | 2,894,737 | | | 2894737 | 14.86 | | | | 0 | 7.74 | 0 | 0 | 0 | 0 | | | |
| | CSI BD (Mauritius) | | | 789,941 | | | 789941 | 4.05 | | | | 0 | 14.03 | 0 | 0 | 0 | 0 | | | |
| | Nomura Asia Investment (MB) Pte. Ltd | | | 5,697,535 | | | 5697535 | 29.24 | | | | 0 | 3.83 | 0 | 0 | 0 | 0 | | | |
| | | | | | | | | | | | | 0 | 27.61 | 0 | 0 | 0 | 0 | | | |
| | Sub Total (B)(1) | | 7 | 12219838 | | | 12219838 | 62.72014833 | | | | | 59.21 | 0 | 0 | 0 | 0 | | | |
| (2) | Central Government/State Government(s)/President of India | | | | | | | | | | | | | | | | | | | |
| | Sub Total (B)(2) | | 0 | 0 | | | 0 | 0 | | | | | 0 | 0 | 0 | 0 | 0 | | | |



Table III - Statement showing shareholding pattern of the Public shareholder

| Qube Digital Cinema Pvt Ltd - Immediately upon Merger with Moviebuff | | | | | | | | | | | | | | | | | | |
|--|---|------|---------------------|--|---|---|-----------------------------------|--|--|---------|-------------------------|---|---|----------------------------|--|---|-----------------------------|--|
| Category | Category & Name of the Shareholder | PAN | No of Share-holders | No of fully paid up equity shares held | No of Partly paid-up equity shares held | No of Shares Underlying Depository Receipts | Total No of Shares Held (IV+V+VI) | Shareholding as a % of total no of shares (A+B+C2) | Number of Voting Rights held in each class of securities | | | No of Shares Underlying Outstanding convertible securities (Including Warrants) | Shareholding as a % assuming full conversion of convertible Securities (as a percentage of diluted share capital) | Number of Locked in Shares | Number of Shares pledged or otherwise encumbered | Number of equity shares held in dematerialized form | | |
| | | | | | | | | | No of Voting Rights | | Total as a % of (A+B+C) | | | No. | As a % of total Shares held | No. | As a % of total Shares held | |
| | (I) | (II) | (III) | (IV) | (V) | (VI) | (VII) | (VIII) | Class X | Class Y | Total | | | | | | | |
| | | | | | | | | | (IX) | | | (X) | (XI) | (XII) | (XIII) | (XIV) | | |
| (a) | i.Individual shareholders holding nominal share capital up to Rs.2 lakhs | | 9 | | | | | | 1:1 ratio (One share one vote basis) | | | | | | | | | |
| | P.C. Nayak | | | 4543 | | | 4543 | 0.02 | | | | | | | | | | |
| | Vijay Kumar Angadi | | | 4543 | | | 4543 | 0.02 | | | | | | | | | | |
| | K Prasannanjaneya* | | | 2020 | | | 2020 | 0.01 | | | | | | | | | | |
| | Ketan Mehta* | | | 5870 | | | 5870 | 0.03 | | | | | | | | | | |
| | Susan Zachariah* | | | 8196 | | | 8196 | 0.04 | | | | | | | | | | |
| | A.S. Narayanan* | | | 14820 | | | 14820 | 0.08 | | | | | | | | | | |
| | Deepak Hirani* | | | 12210 | | | 12210 | 0.06 | | | | | | | | | | |
| | Gowri Padmanabh* | | | 15580 | | | 15580 | 0.08 | | | | | | | | | | |
| | P Venkatesh* | | | 3000 | | | 3000 | 0.02 | | | | | | | | | | |
| | ii.Individual shareholders holding nominal share capital in excess of Rs. 2 Lakhs | | 2 | | | | | | | | | | | | | | | |
| | Sudha Panchapakesan* | | | 45220 | | | 45220 | 0.23 | | | | | | | | | | |
| | Viju Thomas* | | | 24000 | | | 24000 | 0.12 | | | | | | | | | | |
| (b) | NBFCs Registered with RBI | | | | | | | | | | | | | | | | | |
| (c) | Employee Trusts | | | | | | | | | | | | | | | | | |
| | RIMT Employees Trust | | 175 | 810242 | | | 810242 | 4.16 | | | | | | | | | | |
| (d) | Overseas Depositories (Holding DRs)(Balancing figure) | | | | | | | | | | | | | | | | | |
| (e) | Any Other | | | | | | | | | | | | | | | | | |
| | ESOP Options | | 4 | | | | | | | | | | | | | | | |
| | Rajesh Ramachandran** | | | | | | | | | | | | | | | | | |
| | Arvind Ranganathan** | | | | | | | | | | | | | | | | | |
| | Harsh Krishna Rohatgi** | | | | | | | | | | | | | | | | | |
| | Sanjeev Mehta** | | | | | | | | | | | | | | | | | |
| | | | | | | | | | | | | | | | | | | |
| | | | | | | | | | | | | | | | | | | |
| | | | | | | | | | | | | | | | | | | |
| | | | | | | | | | | | | | | | | | | |
| | | | | | | | | | | | | | | | | | | |
| | | | | | | | | | | | | | | | | | | |
| | | | | | | | | | | | | | | | | | | |
| | | | | | | | | | | | | | | | | | | |
| | | | | | | | | | | | | | | | | | | |
| | | | | | | | | | | | | | | | | | | |
| | | | | | | | | | | | | | | | | | | |
| | | | | | | | | | | | | | | | | | | |
| | | | | | | | | | | | | | | | | | | |
| | | | | | | | | | | | | | | | | | | |
| | | | | | | | | | | | | | | | | | | |
| | | | | | | | | | | | | | | | | | | |
| | | | | | | | | | | | | | | | | | | |
| | | | | | | | | | | | | | | | | | | |
| | | | | | | | | | | | | | | | | | | |
| | | | | | | | | | | | | | | | | | | |
| | | | | | | | | | | | | | | | | | | |
| | | | | | | | | | | | | | | | | | | |
| | | | | | | | | | | | | | | | | | | |
| | | | | | | | | | | | | | | | | | | |
| | | | | | | | | | | | | | | | | | | |
| | | | | | | | | | | | | | | | | | | |
| | | | | | | | | | | | | | | | | | | |
| | | | | | | | | | | | | | | | | | | |
| | | | | | | | | | | | | | | | | | | |
| | | | | | | | | | | | | | | | | | | |
| | | | | | | | | | | | | | | | | | | |
| | | | | | | | | | | | | | | | | | | |
| | | | | | | | | | | | | | | | | | | |
| | | | | | | | | | | | | | | | | | | |
| | | | | | | | | | | | | | | | | | | |
| | | | | | | | | | | | | | | | | | | |
| | | | | | | | | | | | | | | | | | | |
| | | | | | | | | | | | | | | | | | | |
| | | | | | | | | | | | | | | | | | | |
| | | | | | | | | | | | | | | | | | | |
| | | | | | | | | | | | | | | | | | | |
| | | | | | | | | | | | | | | | | | | |
| | | | | | | | | | | | | | | | | | | |
| | | | | | | | | | | | | | | | | | | |
| | | | | | | | | | | | | | | | | | | |





Table III - Statement showing shareholding pattern of the Public shareholder


| Qube Digital Cinema Pvt Ltd - Immediately upon Merger with Moviebuff | | | | | | | | | | | | | | | | | | | |
|--|--|------|--------------------|--|---|---|-----------------------------------|--|--|---------|-------|-------------------------|---|---|----------------------------|--|---|-----------------------------|--|
| Category | Category & Name of the Shareholder | PAN | No of Shareholders | No of fully paid up equity shares held | No of Partly paid-up equity shares held | No of Shares Underlying Depository Receipts | Total No of Shares Held (IV+V+VI) | Shareholding as a % of total no of shares (A+B+C2) | Number of Voting Rights held in each class of securities | | | | No of Shares Underlying Outstanding convertible securities (Including Warrants) | Shareholding as a % assuming full conversion of convertible Securities (as a percentage of diluted share capital) | Number of Locked in Shares | Number of Shares pledged or otherwise encumbered | Number of equity shares held in dematerialized form | | |
| | | | | | | | | | No of Voting Rights | | | Total as a % of (A+B+C) | | | No. | As a % of total Shares held | No. | As a % of total Shares held | |
| | (I) | (II) | (III) | (IV) | (V) | (VI) | (VII) | (VIII) | Class X | Class Y | Total | | (X) | (XI) | (XII) | (XIII) | (XIV) | | |
| | | | | | | | | | (IX) | | | | | | | | | | |
| | TRUSTS | | | | | | | | | | | | | | | | | | |
| | NON RESIDENT INDIANS | | | | | | | | | | | | | | | | | | |
| | CLEARING MEMBERS | | | | | | | | | | | | | | | | | | |
| | NON RESIDENT INDIAN NON REPATRIABLE | | | | | | | | | | | | | | | | | | |
| | BODIES CORPORATES | | 1 | | | | | | | | | | | | | | | | |
| | Payone Enterprise Pvt. Ltd. | | | 789941 | | | 789941 | 4.05 | | | | | 0 | 3.83 | 0 | 0 | 0 | | |
| | Sub Total (B)(3) | | 191 | 1740185 | | | 1740185 | 8.93 | | | | | 375000 | 10.25 | 0 | 0 | 0 | | |
| | Total Public Shareholding (B) = (B)(1)+(B)(2)+(B)(3) | | 198 | 13960023 | | | 13960023 | 71.65 | | | | | 375000 | 69.46 | 0 | 0 | 0 | | |
| | | | | | | | | | | | | | | | | | | | |
| | * ESOP held by Individuals | | | | | | | | | | | | | | | | | | |
| | ** Held as Options and are yet to be exercised | | | | | | | | | | | | | | | | | | |



Qube Digital Cinema Pvt Ltd - Immediately upon Merger with Moviebuff

Table IV - Statement showing shareholding pattern of the Non Promoter - Non Public Shareholder

| Table IV - Statement showing shareholding pattern of the Non Promoter - Non Public Shareholder | | | | | | | | | | | | | | | | | | |
|--|--|----------------|---------------------|--|---|---|-----------------------------------|--|--|---------|-------------------------|---|---|----------------------------|-----------------------------|--|---|-------|
| Category | Category & Name of the Shareholder | PAN | No of Share-holders | No of fully paid up equity shares held | No of Partly paid-up equity shares held | No of Shares Underlying Depository Receipts | Total No of Shares Held (IV+V+VI) | Shareholding as a % of total no of shares (A+B+C2) | Number of Voting Rights held in each class of securities | | | No of Shares Underlying Outstanding convertible securities (Including Warrants) | Shareholding as a % assuming full conversion of convertible Securities (as a percentage of diluted share capital) | Number of Locked in Shares | | Number of Shares pledged or otherwise encumbered | Number of equity shares held in dematerialized form | |
| | | | | | | | | | No of Voting Rights | | Total as a % of (A+B+C) | | | No. | As a % of total Shares held | | | No. |
| | | | | | | | | | Class X | Class Y | Total | | | | | | | (XIV) |
| | (I) | (II) | (III) | (IV) | (V) | (VI) | (VII) | (VIII) | (IX) | | | (X) | (XI) | (XII) | | (XIII) | | |
| (1) | Custodian/DR Holder | NOT APPLICABLE | | | | | | | | | | | | | | | | |
| (2) | SEBI(Share based Employee Benefit) Regulations 2014) | | | | | | | | | | | | | | | | | |
| | Total Non-Promoter-Non Public Shareholding (C) = (C){1}+(C){2} | | | | | | | | | | | | | | | | | |



| Details of the shareholders acting as persons in Concert including their Shareholding: | | | |
|--|-------------|--------------|----------|
| Name of Shareholder | Name of PAC | No of shares | Holding% |
| | | | |
| Total: | NIL | | |



Details of Shares which remain unclaimed may be given hear along with details such as number of shareholders, outstanding shares held in demat/unclaimed suspense account

| No of Shareholders | No of shares |
|--------------------|--------------|
| -- | -- |



Format of Holding of Specified securities

1. Name of Listed Entity: Qube Digital Cinema Private Limited (Unlisted Entity)
2. Scrip Code/Name of Scrip/Class of Security: **BSE Scrip Code:** **NSE Symbol:**
3. Share Holding Pattern Filed under: Reg. 31(1)(a)/Reg.31(1)(b)/Reg.31(1)(c)
 - a. if under 31(1)(b) then indicate the report for quarter ending
 - b. if under 31(1)(c) then indicate date of allotment/extinguishment
4. Declaration : The Listed entity is required to submit the following declaration to the extent of submission of information:

POST MERGER
NA

| | Particulars | YES* | NO* |
|---|--|------|-----|
| a | Whether the Listed Entity has issued any partly paid up shares | | |
| b | Whether the Listed Entity has issued any Convertible Securities or Warrants? | | NO |
| c | Whether the Listed Entity has any shares against which depository receipts are issued? | | NO |
| d | Whether the Listed Entity has any shares in locked-in? | | NO |
| e | Whether any shares held by promoters are pledge or otherwise encumbered? | | NO |

*if the Listed Entity selects the option 'NO' for the questions above, the columns for the partly paid up shares, Outstanding Convertible Securities/Warrants, depository receipts, locked-in shares, No of shares pledged or otherwise encumbered by promoters, as applicable, shall not be displayed at the time of dissemination on the Stock Exchange website. Also wherever there is 'No' declared by Listed entity in above table the values will be considered as 'Zero' by default on submission of the format of holding of specified securities.

- 5 The tabular format for disclosure of holding of specified securities is as follows:

Note: Post the merger of the Company with UFO Moviez India Limited., the shares of the company shall be deemed to have been automatically cancelled and shall be of no effect.

For Qube Digital Cinema Pvt. Ltd.


Director

Table I - Summary Statement holding of specified securities

| Qube Digital Cinema Pvt Ltd - Immediately upon Merger with UFO | | | | | | | | | | | | | | | | | | |
|--|---------------------------------|---------------------|--|---|---|---|--|--|---------|-------|-------------------------|---|---|----------------------------|-----------------------------|--|-----------------------------|---|
| Category | Category of Shareholder | No of Share-holders | No of fully paid up equity shares held | No of Partly paid-up equity shares held | No of Shares Underlying Depository Receipts | Total No of Shares Held (VII) = (IV)+(V)+(VI) | Shareholding as a % of total no of shares (As a % of (A+B+C2)) | Number of Voting Rights held in each class of securities | | | | No of Shares Underlying Outstanding convertible securities (Including Warrants and options) | Shareholding as a % assuming full conversion of convertible Securities (as a percentage of diluted share capital) | Number of Locked in Shares | | Number of Shares pledged or otherwise encumbered | | Number of equity shares held in dematerialized form |
| | | | | | | | | No of Voting Rights | | | Total as a % of (A+B+C) | | | No. | As a % of total Shares held | No. | As a % of total Shares held | |
| | | | | | | | | Class X | Class Y | Total | | | | | | | | |
| (I) | (II) | (III) | (IV) | (V) | (VI) | (VII) | (VIII) | (IX) | | | | (X) | (XI) | (XII) | | (XIII) | | (XIV) |
| (A) | Promoter & Promoter Group | 0 | 0 | 0 | 0 | 0 | 0.00 | NA | | | | 0 | 0.00 | 0 | 0.00 | 0 | 0.00 | |
| (B) | Public ¹ | 0 | 0 | 0 | 0 | 0 | 0.00 | | | | | 0 | 0.00 | 0 | 0.00 | 0 | 0 | |
| (C) | Non Promoter-Non Public | 0 | 0 | 0 | 0 | 0 | 0.00 | | | | | 0 | 0.00 | 0 | 0 | 0 | 0 | |
| (C1) | Shares underlying DRs | 0 | 0 | 0 | 0 | 0 | 0.00 | | | | | 0 | 0 | 0 | 0.00 | 0 | 0 | |
| (C2) | Shares held by Employees Trusts | 0 | 0 | 0 | 0 | 0 | 0.00 | | | | | 0 | 0.00 | 0 | 0.00 | 0 | 0 | |
| | | | | | | | | | | | | | | | | | | |
| | Total: | 0 | 0 | 0 | 0 | 0 | 0.00 | | | | | 0.00 | 0.00 | 0 | 0.00 | 0 | 0.00 | |

Qube Digital Cinema Pvt Ltd
Chennai - 4
Handwritten Signature

Table II - Statement showing shareholding pattern of the Promoter and Promoter Group

| Cube Digital Cinema Pvt Ltd - Immediately upon Merger with UFO | | | | | | | | | | | | | | | | | | | | |
|--|--|------|---------------------|--|---|---|-----------------------------------|---|--|---------|-------|-------------------------|--|--|----------------------------|------------------------|--|------------------------|---|--|
| Category (a) to (c) | Category & Name of the Shareholder | PAN | No of Share-holders | No of fully paid up equity shares held | No of Partly paid-up equity shares held | No of Shares Underlying Depository Receipts | Total No of Shares Held (IV+V+VI) | Sharehold- ing as a % of total no of shares (calculated as per SCRR, 1957 (VIII) As a % of (A+B+C2) | Number of Voting Rights held in each class of securities | | | | No of Shares Underlyi- ng Outstan- ding converti- ble securitie- s (Includin- g Warrant s) | Shareholdin- g as a % assuming full conversion of convertible Securities (as a percentage of diluted share capital) (VII)+(X) As a % of (A+B+C2) | Number of Locked in Shares | | Number of Shares pledged or otherwise encumbered | | Number of equity shares held in demateriali- zed form | |
| | | | | | | | | | No of Voting Rights | | | Total as a % of (A+B+C) | | | No. | As a % of total Shares | No. | As a % of total Shares | | |
| | | | | | | | | | Class X | Class Y | Total | | | | | | | | | |
| | (I) | (II) | (III) | (IV) | (V) | (VI) | (VII) | (VIII) | (IX) | | | | (X) | (XI) | (XII) | | (XIII) | | (XIV) | |
| (I) | Indian | | | | | | | | | | | | | | | | | | | |
| (a) | Individuals/Hindu undivided Family | | | | | | | | | | | | | | | | | | | |
| (b) | Central Government/State Government(s) | | | | | | | | | | | | | | | | | | | |
| (c) | Financial institutions/Banks | | | | | | | | | | | | | | | | | | | |



Table II - Statement showing shareholding pattern of the Promoter and Promoter Group

| Qube Digital Cinema Pvt Ltd - Immediately upon Merger with UFO | | | | | | | | | | | | | | | | | | | | | | | |
|--|---|------|--------------------|--|---|---|-----------------------------------|---|--|---------|-------|-------------------------|---|--|----------------------------|------------------------|--|------------------------|---|------|---|------|--|
| Category | Category & Name of the Shareholder | PAN | No of Shareholders | No of fully paid up equity shares held | No of Partly paid-up equity shares held | No of Shares Underlying Depository Receipts | Total No of Shares Held (IV+V+VI) | Shareholding as a % of total no of shares (calculated as per SCRR, 1957 (VIII) As a % of (A+B+C2) | Number of Voting Rights held in each class of securities | | | | No of Shares Underlying Outstanding convertible securities (Including Warrants) | Shareholding as a % assuming full conversion of convertible Securities (as a percentage of diluted share capital) (VII)+(X) As a % of (A+B+C2) | Number of Locked in Shares | | Number of Shares pledged or otherwise encumbered | | Number of equity shares held in dematerialized form | | | | |
| | | | | | | | | | No of Voting Rights | | | Total as a % of (A+B+C) | | | No. | As a % of total Shares | No. | As a % of total Shares | | | | | |
| | (I) | (II) | (III) | (IV) | (V) | (VI) | (VII) | (VIII) | Class X | Class Y | Total | | (X) | (XI) | (XII) | | (XIII) | | (XIV) | | | | |
| (d) | Any Other | | | | | | | | NA | | | | | | | | | | | | | | |
| | Sub-Total (A)(1) | | 0 | 0 | 0 | 0 | 0 | 0.00 | | | | | 0 | 0.00 | 0 | 0.00 | 0 | 0.00 | 0 | 0.00 | | | |
| (2) | Foreign | | | | | | | | | | | | | | | | | | | | | | |
| (a) | Individuals (Non-Resident Individuals/Foreign Individuals | | | | | | | | | | | | | | | | | | | | | | |
| (b) | Government | | | | | | | | | | | | | | | | | | | | | | |
| (c) | Institutions | | | | | | | | | | | | | | | | | | | | | | |
| (d) | Foreign Portfolio Investor | | | | | | | | | | | | | | | | | | | | | | |
| (e) | Any Other | | | | | | | | | | | | | | | | | | | | | | |
| | Sub-Total (A)(2) | | 0 | 0 | | | 0 | 0.00 | | | | | 0 | 0.00 | 0 | 0.00 | 0 | 0.00 | 0 | 0.00 | 0 | 0.00 | |
| | Total Shareholding of Promoter and Promoter Group (A)=(A)(1)+(A)(2) | | 0 | 0 | | | 0 | 0.00 | | | | | 0 | 0.00 | 0 | 0.00 | 0 | 0.00 | 0 | 0.00 | 0 | 0.00 | |



Table III - Statement showing shareholding pattern of the Public shareholder

| Qube Digital Cinema Pvt Ltd - Immediately upon Merger with UFO | | | | | | | | | | | | | | | | | | | | | |
|--|------------------------------------|------|---------------------|--|---|---|-----------------------------------|--|--|---------|-------|-------------------------|---|---|----------------------------|-----------------------------|--|---|-------|--|--|
| Category | Category & Name of the Shareholder | PAN | No of Share-holders | No of fully paid up equity shares held | No of Partly paid-up equity shares held | No of Shares Underlying Depository Receipts | Total No of Shares Held (IV+V+VI) | Shareholding as a % of total no of shares (A+B+C2) | Number of Voting Rights held in each class of securities | | | | No of Shares Underlying Outstanding convertible securities (Including Warrants) | Shareholding as a % assuming full conversion of convertible Securities (as a percentage of diluted share capital) | Number of Locked in Shares | | Number of Shares pledged or otherwise encumbered | Number of equity shares held in dematerialized form | | | |
| | | | | | | | | | No of Voting Rights | | | Total as a % of (A+B+C) | | | No. | As a % of total Shares held | No. | As a % of total Shares held | | | |
| | (I) | (II) | (III) | (IV) | (V) | (VI) | (VII) | (VIII) | Class X | Class Y | Total | | (X) | (XI) | | (XII) | | (XIII) | (XIV) | | |
| (1) | Institutions | | | | | | | | | | | | | | | | | | | | |
| (a) | Mutual Funds | | | | | | | | | | | | | | | | | | | | |
| (b) | Venture Capital Funds | | | | | | | | | | | | | | | | | | | | |
| (c) | Alternate Investment Funds | | | | | | | | | | | | | | | | | | | | |
| (d) | Foreign Venture Capital Investors | | | | | | | | | | | | | | | | | | | | |
| (e) | Foreign Portfolio Investors | | | | | | | | | | | | | | | | | | | | |
| (f) | Financial Institutions/Banks | | | | | | | | | | | | | | | | | | | | |



Table III - Statement showing shareholding pattern of the Public shareholder

| Qube Digital Cinema Pvt Ltd - Immediately upon Merger with UFO | | | | | | | | | | | | | | | | | | | | |
|--|---|------|---------------------|--|---|---|-----------------------------------|--|--|---------|-------------------------|---|---|----------------------------|-----------------------------|--|---|-------|---|---|
| Category | Category & Name of the Shareholder | PAN | No of Share-holders | No of fully paid up equity shares held | No of Partly paid-up equity shares held | No of Shares Underlying Depository Receipts | Total No of Shares Held (IV+V+VI) | Shareholding as a % of total no of shares (A+B+C2) | Number of Voting Rights held in each class of securities | | | No of Shares Underlying Outstanding convertible securities (Including Warrants) | Shareholding as a % assuming full conversion of convertible Securities (as a percentage of diluted share capital) | Number of Locked in Shares | | Number of Shares pledged or otherwise encumbered | Number of equity shares held in dematerialized form | | | |
| | | | | | | | | | No of Voting Rights | | Total as a % of (A+B+C) | | | No. | As a % of total Shares held | No. | As a % of total Shares held | | | |
| | | | | | | | | | Class X | Class Y | Total | | | | | | | | | |
| | (i) | (ii) | (iii) | (iv) | (v) | (vi) | (vii) | (viii) | (IX) | | | (x) | (xi) | (xii) | | (xiii) | | (xiv) | | |
| {g} | Insurance Companies | | | | | | | | | | | | | | | | | | | |
| | | | | | | | | | | | | | | | | | | | | |
| {h} | Provident Funds/Pension Funds | | | | | | | | | | | | | | | | | | | |
| {i} | Any Other | | | | | | | | | | | | | | | | | | | |
| | | | | | | | | | | | | | | | | | | | | |
| | Sub Total (B){1} | | 0 | 0 | 0 | 0 | 0 | 0 | | | | | | | 0 | 0.00 | 0 | 0 | 0 | 0 |
| {2} | Central Government/State Government(s)/President of India | | | | | | | | | | | | | | | | | | | |
| | Sub Total (B){2} | | 0 | 0 | 0 | 0 | 0 | 0 | | | | | | | 0 | 0 | 0 | 0 | 0 | 0 |



Table III - Statement showing shareholding pattern of the Public shareholder

| Qube Digital Cinema Pvt Ltd - Immediately upon Merger with UFO | | | | | | | | | | | | | | | | | | | |
|--|--|------|---------------------|--|---|---|-----------------------------------|--|--|---------|-------|-------------------------|---|---|----------------------------|-----------------------------|--|-----------------------------|---|
| Category | Category & Name of the Shareholder | PAN | No of Share-holders | No of fully paid up equity shares held | No of Partly paid-up equity shares held | No of Shares Underlying Depository Receipts | Total No of Shares Held (IV+V+VI) | Shareholding as a % of total no of shares (A+B+C2) | Number of Voting Rights held in each class of securities | | | | No of Shares Underlying Outstanding convertible securities (Including Warrants) | Shareholding as a % assuming full conversion of convertible Securities (as a percentage of diluted share capital) | Number of Locked In Shares | | Number of Shares pledged or otherwise encumbered | | Number of equity shares held in dematerialized form |
| | | | | | | | | | No of Voting Rights | | | Total as a % of (A+B+C) | | | No. | As a % of total Shares held | No. | As a % of total Shares held | |
| | (I) | (II) | (III) | (IV) | (V) | (VI) | (VII) | (VIII) | Class X | Class Y | Total | | (X) | (XI) | (XII) | (XIII) | (XIV) | | |
| | | | | | | | | | NA | | | | | | | | | | |
| (a) | Individual shareholders holding nominal share capital up to Rs.2 lakhs | | | | | | | | | | | | | | | | | | |
| | ii. Individual shareholders holding nominal share capital in excess of Rs. 2 lakhs | | | | | | | | | | | | | | | | | | |
| (b) | NBFCs Registered with RBI | | | | | | | | | | | | | | | | | | |
| (c) | Employee Trusts | | | | | | | | | | | | | | | | | | |
| (d) | Overseas Depositories (Holding DRs)(Balancing figure) | | | | | | | | | | | | | | | | | | |
| (e) | Any Other | | | | | | | | | | | | | | | | | | |
| | ESOP Options | | | | | | | | | | | | | | | | | | |
| | TRUSTS | | | | | | | | | | | | | | | | | | |
| | NON RESIDENT INDIANS | | | | | | | | | | | | | | | | | | |
| | CLEARING MEMBERS | | | | | | | | | | | | | | | | | | |
| | NON RESIDENT INDIAN NON REPATRIABLE | | | | | | | | | | | | | | | | | | |
| | BODIES CORPORATES | | | | | | | | | | | | | | | | | | |
| | Sub Total (B)(3) | | 0 | 0 | 0 | 0 | 0 | 0.00 | | | | | 0 | 0.00 | 0 | 0 | 0 | 0 | |
| | Total Public Shareholding (B) = (B)(1)+(B)(2)+(B)(3) | | 0 | 0 | 0 | 0 | 0 | 0.00 | | | | | 0 | 0.00 | 0 | 0 | 0 | 0 | |
| | | | | | | | | | | | | | | | | | | | |



Qube Digital Cinema Pvt Ltd - Immediately upon Merger with UFO

Table IV - Statement showing shareholding pattern of the Non Promoter - Non Public Shareholder

| Category | Category & Name of the Shareholder | PAN | No of Share-holders | No of fully paid up equity shares held | No of Partly paid-up equity shares held | No of Shares Underlying Depository Receipts | Total No of Shares Held (IV+V+VI) | Shareholding as a % of total no of shares {A+B+C2} | Number of Voting Rights held in each class of securities | | | No of Shares Underlying Outstanding convertible securities (Including Warrants) | Shareholding as a % assuming full conversion of convertible Securities (as a percentage of diluted share capital) | Number of Locked in Shares | Number of Shares pledged or otherwise encumbered | Number of equity shares held in dematerialized form | | |
|----------|--|----------------|---------------------|--|---|---|-----------------------------------|--|--|---------|-------------------------|---|---|----------------------------|--|---|-----------------------------|-------|
| | | | | | | | | | No of Voting Rights | | Total as a % of (A+B+C) | | | No. | As a % of total Shares held | No. | As a % of total Shares held | (XIV) |
| | | | | | | | | | Class X | Class Y | Total | | | | | | | |
| | (I) | (II) | (III) | (IV) | (V) | (VI) | (VII) | (VIII) | (IX) | | | (X) | (XI) | (XII) | (XIII) | | | |
| (1) | Custodian/DR Holder | NOT APPLICABLE | | | | | | | | | | | | | | | | |
| (2) | SEBI(Share based Employee Benefit) Regulations 2014) | | | | | | | | | | | | | | | | | |
| | Total Non-Promoter-Non Public Shareholding (C) = {C}(1)+{C}(2) | | | | | | | | | | | | | | | | | |



Details of the shareholders acting as persons in Concert including their Shareholding:

| Name of Shareholder | Name of PAC | No of shares | Holding% |
|---------------------|-------------|--------------|----------|
| | | | |
| Total: | | NIL | |



Details of Shares which remain unclaimed may be given here along with details such as number of shareholders, outstanding shares held in demat/unclaimed suspense account

No of Shareholders

No of shares

For Qube Digital Cinema Pvt. Ltd.

Hansh Chhatys
Director

Format of Holding of Specified securities

1. Name of Entity: **PJSA Technosoft Private Limited**
2. Scrip Code/Name of Scrip/Class of Security:
3. Share Holding Pattern Filed under: Reg. 31(1)(a)/Reg.31(1)(b)/Reg.31(1)(c)
 - a. if under 31(1)(b) then indicate the report for quarter ending
 - b. if under 31(1)(c) then indicate date of allotment/extinguishment

01-11-2017

NA

4. Declaration : The Listed entity is required to submit the following declaration to the extent of submission of information:

| | Particulars | YES* | NO* |
|---|--|------|-----|
| a | Whether the Listed Entity has issued any partly paid up shares | | NO |
| b | Whether the Listed Entity has issued any Convertible Securities or Warrants? | | NO |
| c | Whether the Listed Entity has any shares against which depository receipts are issued? | | NO |
| d | Whether the Listed Entity has any shares in locked-in? | | NO |
| e | Whether any shares held by promoters are pledge or otherwise encumbered? | | NO |

*if the Listed Entity selects the option 'NO' for the questions above, the columns for the partly paid up shares, Outstanding Convertible Securities/Warrants, depository receipts, locked-in shares, No of shares pledged or otherwise encumbered by promoters, as applicable, shall not be displayed at the time of dissemination on the Stock Exchange website. Also wherever there is 'No' declared by Listed entity in above table the values will be considered as 'Zero' by default on submission of the format of holding of specified securities.

- 5 The tabular format for disclosure of holding of specified securities is as follows:

For PJSA Technosoft Private Limited

[Signature]
Director

Table I - Summary Statement holding of specified securities

| Category | Category of Shareholder | No of Shareholders | No of fully paid up equity shares held | No of Partly paid-up equity shares held | No of Shares Underlying Depository Receipts | Total No of Shares Held (VII) = (IV)+(V)+(VI) | Shareholding as a % of total no of shares (As a % of (A+B+C2)) | Number of Voting Rights held in each class of securities | | | No of Shares Underlying Outstanding convertible securities (Including Warrants) | Shareholding as a % assuming full conversion of convertible Securities (as a percentage of diluted share capital) | Number of Locked in Shares | | Number of Shares pledged or otherwise encumbered | | Number of equity shares held in dematerialized form | |
|----------|---------------------------------|--------------------|--|---|---|---|--|--|---------|-------------------------|---|---|----------------------------|-----------------------------|--|-----------------------------|---|---|
| | | | | | | | | No of Voting Rights | | Total as a % of (A+B+C) | | | No. | As a % of total Shares held | No. | As a % of total Shares held | | |
| | | | | | | | | Class X | Class Y | Total | | | | | | | | |
| (I) | (II) | (III) | (IV) | (V) | (VI) | (VII) | (VIII) | (IX) | | | (X) | (XI) | (XII) | | (XIII) | | (XIV) | |
| (A) | Promoter & Promoter Group | 7 | 10000 | 0 | 0 | 10000 | 100.00 | 10000 | 0 | 10000 | 100.00 | 0 | 100.00 | 0 | 0.00 | 0 | 0.00 | 0 |
| (B) | Public | 0 | 0 | 0 | 0 | 0 | 0.00 | 0 | 0 | 0 | 0.00 | 0 | 0.00 | 0 | 0.00 | NA | NA | 0 |
| (C) | Non Promoter-Non Public | | | | | | | | | | | | | | | | | |
| (C1) | Shares underlying DRs | 0 | 0 | 0 | 0 | 0 | NA | 0 | 0 | 0 | 0.00 | 0 | NA | 0 | 0.00 | NA | NA | 0 |
| (C2) | Shares held by Employees Trusts | 0 | 0 | 0 | 0 | 0 | 0.00 | 0 | 0 | 0 | 0.00 | 0 | 0.00 | 0 | 0.00 | NA | NA | 0 |
| | | | | | | | | | | | | | | | | | | |
| | Total: | 7 | 10000 | 0 | 0 | 10000 | 100.00 | 10000 | 0 | 10000 | 100.00 | 0 | 100.00 | 0 | 0.00 | 0 | 0.00 | 0 |



Table II - Statement showing shareholding pattern of the Promoter and Promoter Group

| Category | Category & Name of the Shareholder | PAN | No of Share-holders | No of fully paid up equity shares held | No of Partly paid-up equity shares held | No of Shares Underlying Depository Receipts | Total No of Shares Held (IV+V+VI) | Shareholdin g as a % of total no of shares (calculated as per SCRR, 1957 (VIII) As a % of (A+B+C2) | Number of Voting Rights held in each class of securities | | | No of Shares Underlyi ng Outstandi ng converti ble securitie s (Includin g Warrant s) | Shareholdin g as a % assuming full conversion of convertible Securities (as a percentage of diluted share capital) (VII)+(X) As a % of (A+B+C2) | Number of Locked in Shares | | Number of Shares pledged or otherwise encumbered | | Number of equity shares held in demateriali zed form | |
|----------|--|------------|---------------------|--|---|---|-----------------------------------|--|--|---------|-------|---|---|----------------------------|------------------------|--|------------------------|--|---|
| | | | | | | | | | No of Voting Rights | | | Total as a % of (A+B+C) | | No. | As a % of total Shares | No. | As a % of total Shares | | |
| | | | | | | | | | Class X | Class Y | Total | | | | | | | | |
| | (I) | (II) | (III) | (IV) | (V) | (VI) | (VII) | (VIII) | (IX) | | | (X) | (XI) | (XII) | | (XIII) | | (XIV) | |
| (1) | Indian | | | | | | | | | | | | | | | | | | |
| (a) | Individuals/Hindu undivided Family | | 6 | 6 | 0 | 0 | 6 | 0.00 | 6 | 0 | 6 | 0.00 | 0 | 0.00 | 0 | 0.00 | 0 | 0.00 | 0 |
| | Vishnu Vithalbhai Patel | AFMPP7860E | 1 | 1 | 0 | 0 | 1 | 0.01 | 1 | 0 | 1 | 0.01 | 0 | 0.01 | 0 | 0.00 | 0 | 0.00 | 0 |
| | Ashish Sadanand Malushte | AAUPM3913A | 1 | 1 | 0 | 0 | 1 | 0.01 | 1 | 0 | 1 | 0.01 | 0 | 0.01 | 0 | 0.00 | 0 | 0.00 | 0 |
| | Deepak Vinod Ranjan | ADFPR7192G | 1 | 1 | | | 1 | 0.01 | 1 | | 1 | 0.01 | 0 | 0.01 | 0 | 0.00 | 0 | 0.00 | 0 |
| | Kapil Agarwal | AACPA2412L | 1 | 1 | 0 | 0 | 1 | 0.01 | 1 | 0 | 1 | 0.01 | 0 | 0.01 | 0 | 0.00 | 0 | 0.00 | 0 |
| | Rajesh Bhagwati Mishra | AACPM0769J | 1 | 1 | 0 | 0 | 1 | 0.01 | 1 | | 1 | 0.01 | 0 | 0.01 | 0 | 0.00 | 0 | 0.00 | 0 |
| | Sanjay Shankar Gaikwad | AAAPG8554D | 1 | 1 | 0 | 0 | 1 | 0.01 | 1 | 0 | 1 | 0.01 | 0 | 0.01 | 0 | 0.00 | 0 | 0.00 | 0 |
| (b) | Central Government/State Government(s) | | 0 | 0 | 0 | 0 | 0 | 0.00 | 0 | 0 | 0 | 0.00 | 0 | 0.00 | 0 | 0.00 | 0 | 0.00 | 0 |
| (c) | Financial Institutions/Banks | | 0 | 0 | 0 | 0 | 0 | 0.00 | 0 | 0 | 0 | 0.00 | 0 | 0.00 | 0 | 0.00 | 0 | 0.00 | 0 |



Table II - Statement showing shareholding pattern of the Promoter and Promoter Group

| Category | Category & Name of the Shareholder | PAN | No of Share-holders | No of fully paid up equity shares held | No of Partly paid-up equity shares held | No of Shares Underlying Depository Receipts | Total No of Shares Held (IV+V+VI) | Shareholding as a % of total no of shares (calculated as per SCRR, 1957 (VIII) As a % of (A+B+C2) | Number of Voting Rights held in each class of securities | | | No of Shares Underlying Outstanding convertible securities (Including Warrants) | Shareholding as a % assuming full conversion of convertible Securities (as a percentage of diluted share capital) (VII)+(X) As a % of (A+B+C2) | Number of Locked in Shares | | Number of Shares pledged or otherwise encumbered | | Number of equity shares held in dematerialized form |
|----------|--|------------|---------------------|--|---|---|-----------------------------------|---|--|----------|--------------|---|--|----------------------------|------------------------|--|------------------------|---|
| | | | | | | | | | No of Voting Rights | | | Total as a % of (A+B+C) | | No. | As a % of total Shares | No. | As a % of total Shares | |
| | | | | | | | | | Class X | Class Y | Total | | | | | | | |
| | (I) | (II) | (III) | (IV) | (V) | (VI) | (VII) | (VIII) | (IX) | | | (X) | (XI) | (XII) | | (XIII) | | (XIV) |
| (d) | Any Other | | 1 | 9994 | 0 | 0 | 9994 | 99.94 | 9994 | 0 | 9994 | 99.94 | 0 | 99.94 | 0 | 0.00 | 0 | 0 |
| | UFO MOVIEZ INDIA LIMITED | AABCV8900E | 1 | 9994 | 0 | 0 | 9994 | 99.94 | 9994 | 0 | 9994 | 99.94 | 0 | 9994 | 0 | 0.00 | 0 | 0.00 |
| | Sub-Total (A)(1) | | 7 | 10000 | 0 | 0 | 10000 | 100.00 | 10000 | 0 | 10000 | 100.00 | 0 | 100.00 | 0 | 0.00 | 0 | 0.00 |
| (2) | Foreign | | | | | | | | | | | | | | | | | |
| (a) | Individuals (Non-Resident Individuals/Foreign Individuals) | | 0 | 0 | 0 | 0 | 0 | 0.00 | 0 | 0 | 0 | 0.00 | 0 | 0.00 | 0 | 0.00 | 0 | 0.00 |
| (b) | Government | | 0 | 0 | 0 | 0 | 0 | 0.00 | 0 | 0 | 0 | 0.00 | 0 | 0.00 | 0 | 0.00 | 0 | 0.00 |
| (c) | Institutions | | 0 | 0 | 0 | 0 | 0 | 0.00 | 0 | 0 | 0 | 0.00 | 0 | 0.00 | 0 | 0.00 | 0 | 0.00 |
| (d) | Foreign Portfolio Investor | | 0 | 0 | 0 | 0 | 0 | 0.00 | 0 | 0 | 0 | 0.00 | 0 | 0.00 | 0 | 0.00 | 0 | 0.00 |
| (e) | Any Other | | 0 | 0 | 0 | 0 | 0 | 0.00 | 0 | 0 | 0 | 0.00 | 0 | 0.00 | 0 | 0.00 | 0 | 0.00 |
| | Sub-Total (A)(2) | | 0 | 0 | 0 | 0 | 0 | 0.00 | 0 | 0 | 0 | 0.00 | 0 | 0.00 | 0 | 0.00 | 0 | 0.00 |
| | Total Shareholding of Promoter and Promoter Group (A)=(A)(1)+(A)(2) | | 7 | 10000 | 0 | 0 | 10000 | 100.00 | 10000 | 0 | 10000 | 100.00 | 0 | 100.00 | 0 | 0.00 | 0 | 0.00 |



Table III - Statement showing shareholding pattern of the Public shareholder

| Category | Category & Name of the Shareholder | PAN | No of Share-holders | No of fully paid up equity shares held | No of Partly paid-up equity shares held | No of Shares Underlying Depository Receipts | Total No of Shares Held (IV+V+VI) | Sharehold ing as a % of total no of shares (A+B+C2) | Number of Voting Rights held in each class of securities | | | | No of Shares Underlying Outstanding convertible securities (Including Warrants) | Shareholdin g as a % assuming full conversion of convertible Securities (as a percentage of diluted share capital) | Number of Locked in Shares | | Number of Shares pledged or otherwise encumbered | | Number of equity shares held in dematerial ized form |
|----------|------------------------------------|------|---------------------|--|---|---|-----------------------------------|---|--|---------|-------|-------------------------|---|--|----------------------------|-----------------------------|--|-----------------------------|--|
| | | | | | | | | | No of Voting Rights | | | Total as a % of (A+B+C) | | | No. | As a % of total Shares held | No. | As a % of total Shares held | |
| | | | | | | | | | Class X | Class Y | Total | | | | | | | | |
| | (I) | (II) | (III) | (IV) | (V) | (VI) | (VII) | (VIII) | (IX) | | | | (X) | (XI) | (XII) | | (XIII) | | (XIV) |
| (1) | Institutions | | | | | | | | | | | | | | | | | | |
| (a) | Mutual Funds | | 0 | 0 | 0 | 0 | 0 | 0.00 | 0 | 0 | 0 | 0.00 | 0 | 0.00 | 0 | 0.00 | NA | NA | 0 |
| (b) | Venture Capital Funds | | 0 | 0 | 0 | 0 | 0 | 0.00 | 0 | 0 | 0 | 0.00 | 0 | 0.00 | 0 | 0.00 | NA | NA | 0 |
| (c) | Alternate Investment Funds | | 0 | 0 | 0 | 0 | 0 | 0.00 | 0 | 0 | 0 | 0.00 | 0 | 0.00 | 0 | 0.00 | NA | NA | 0 |
| (d) | Foreign Venture Capital Investors | | 0 | 0 | 0 | 0 | 0 | 0.00 | 0 | 0 | 0 | 0.00 | 0 | 0.00 | 0 | 0.00 | NA | NA | 0 |
| (e) | Foreign Portfolio Investors | | 0 | 0 | 0 | 0 | 0 | 0.00 | 0 | 0 | 0 | 0.00 | 0 | 0.00 | 0 | 0.00 | NA | NA | 0 |
| (f) | Financial Institutions/Banks | | 0 | 0 | 0 | 0 | 0 | 0.00 | 0 | 0 | 0 | 0.00 | 0 | 0.00 | 0 | 0.00 | NA | NA | 0 |



Table III - Statement showing shareholding pattern of the Public shareholder

| Category | Category & Name of the Shareholder | PAN | No of Shareholders | No of fully paid up equity shares held | No of Partly paid-up equity shares held | No of Shares Underlying Depository Receipts | Total No of Shares Held (IV+V+VI) | Shareholding as a % of total no of shares (A+B+C2) | Number of Voting Rights held in each class of securities | | | No of Shares Underlying Outstanding convertible securities (Including Warrants) | Shareholding as a % assuming full conversion of convertible Securities (as a percentage of diluted share capital) | Number of Locked in Shares | | Number of Shares pledged or otherwise encumbered | | Number of equity shares held in dematerialized form | |
|----------|---|------|--------------------|--|---|---|-----------------------------------|--|--|---------|-------|---|---|----------------------------|-----|--|-----|---|---|
| | | | | | | | | | No of Voting Rights | | | Total as a % of (A+B+C) | | | No. | As a % of total Shares held | No. | As a % of total Shares held | |
| | | | | | | | | | Class X | Class Y | Total | | | | | | | | |
| | (I) | (II) | (III) | (IV) | (V) | (VI) | (VII) | (VIII) | (IX) | | | (X) | (XI) | (XII) | | (XIII) | | (XIV) | |
| (g) | Insurance Companies | | 0 | 0 | 0 | 0 | 0 | 0.00 | 0 | 0 | 0 | 0.00 | 0 | 0.00 | 0 | 0.00 | NA | NA | 0 |
| (h) | Provident Funds/Pension Funds | | 0 | 0 | 0 | 0 | 0 | 0.00 | 0 | 0 | 0 | 0.00 | 0 | 0.00 | 0 | 0.00 | NA | NA | 0 |
| (i) | Any Other | | 0 | 0 | 0 | 0 | 0 | 0.00 | 0 | 0 | 0 | 0.00 | 0 | 0.00 | 0 | 0.00 | NA | NA | 0 |
| | FOREIGN CORPORATE BODIES | | 0 | 0 | 0 | 0 | 0 | 0.00 | 0 | 0 | 0 | 0.00 | 0 | 0.00 | 0 | 0.00 | NA | NA | 0 |
| | Sub Total (B)(1) | | 0 | 0 | 0 | 0 | 0 | 0.00 | 0 | 0 | 0 | 0.00 | 0 | 0.00 | 0 | 0.00 | NA | NA | 0 |
| (2) | Central Government/State Government(s)/President of India | | 0 | 0 | 0 | 0 | 0 | 0.00 | 0 | 0 | 0 | 0.00 | 0 | 0.00 | 0 | 0.00 | NA | NA | 0 |
| | Sub Total (B)(2) | | 0 | 0 | 0 | 0 | 0 | 0.00 | 0 | 0 | 0 | 0.00 | 0 | 0.00 | 0 | 0.00 | NA | NA | 0 |



Table III - Statement showing shareholding pattern of the Public shareholder

| Category | Category & Name of the Shareholder | PAN | No of Shareholders | No of fully paid up equity shares held | No of Partly paid-up equity shares held | No of Shares Underlying Depository Receipts | Total No of Shares Held (IV+V+VI) | Shareholding as a % of total no of shares (A+B+C2) | Number of Voting Rights held in each class of securities | | | No of Shares Underlying Outstanding convertible securities (Including Warrants) | Shareholding as a % assuming full conversion of convertible Securities (as a percentage of diluted share capital) | Number of Locked in Shares | | Number of Shares pledged or otherwise encumbered | | Number of equity shares held in dematerialized form | |
|----------|---|------|--------------------|--|---|---|-----------------------------------|--|--|---------|-------------------------|---|---|----------------------------|-----------------------------|--|-----------------------------|---|-------|
| | | | | | | | | | No of Voting Rights | | Total as a % of (A+B+C) | | | No. | As a % of total Shares held | No. | As a % of total Shares held | | |
| | | | | | | | | | Class X | Class Y | | | | | | | | | Total |
| | (I) | (II) | (III) | (IV) | (V) | (VI) | (VII) | (VIII) | (IX) | | | (X) | (XI) | (XII) | | (XIII) | | (XIV) | |
| (3) | Non-Institutions | | | | | | | | | | | | | | | | | | |
| (a) | i.Individual shareholders holding nominal share capital up to Rs.2 lakhs | | 0 | 0 | 0 | 0 | 0 | 0.00 | 0 | 0 | 0 | 0.00 | 0 | 0.00 | 0 | 0.00 | NA | NA | 0 |
| | ii.Individual shareholders holding nominal share capital in excess of Rs. 2 Lakhs | | 0 | 0 | 0 | 0 | 0 | 0.00 | 0 | 0 | 0 | 0.00 | 0 | 0.00 | 0 | 0.00 | NA | NA | 0 |
| | | | 0 | 0 | 0 | 0 | 0 | 0.00 | 0 | 0 | 0 | 0.00 | 0 | 0.00 | 0 | 0.00 | NA | NA | 0 |
| (b) | NBFCs Registered with RBI | | 0 | 0 | 0 | 0 | 0 | 0.00 | 0 | 0 | 0 | 0.00 | 0 | 0.00 | 0 | 0.00 | NA | NA | 0 |
| (c) | Employee Trusts | | 0 | 0 | 0 | 0 | 0 | 0.00 | 0 | 0 | 0 | 0.00 | 0 | 0.00 | 0 | 0.00 | NA | NA | 0 |
| (d) | Overseas Depositories (Holding DRs)(Balancing figure) | | 0 | 0 | 0 | 0 | 0 | 0.00 | 0 | 0 | 0 | 0.00 | 0 | 0.00 | 0 | 0.00 | NA | NA | 0 |
| (e) | Any Other | | 0 | 0 | 0 | 0 | 0 | 0.00 | 0 | 0 | 0 | 0.00 | 0 | 0.00 | 0 | 0.00 | NA | NA | 0 |
| | TRUSTS | | 0 | 0 | 0 | 0 | 0 | 0.00 | 0 | 0 | 0 | 0.00 | 0 | 0.00 | 0 | 0.00 | NA | NA | 0 |
| | NON RESIDENT INDIANS | | 0 | 0 | 0 | 0 | 0 | 0.00 | 0 | 0 | 0 | 0.00 | 0 | 0.00 | 0 | 0.00 | NA | NA | 0 |
| | CLEARING MEMBERS | | 0 | 0 | 0 | 0 | 0 | 0.00 | 0 | 0 | 0 | 0.00 | 0 | 0.00 | 0 | 0.00 | NA | NA | 0 |
| | NON RESIDENT INDIAN NON REPATRIABLE | | 0 | 0 | 0 | 0 | 0 | 0.00 | 0 | 0 | 0 | 0.00 | 0 | 0.00 | 0 | 0.00 | NA | NA | 0 |
| | BODIES CORPORATES | | 0 | 0 | 0 | 0 | 0 | 0.00 | 0 | 0 | 0 | 0.00 | 0 | 0.00 | 0 | 0.00 | NA | NA | 0 |
| | Sub Total (B)(3) | | 0 | 0 | 0 | 0 | 0 | 0.00 | 0 | 0 | 0 | 0.00 | 0 | 0.00 | 0 | 0.00 | NA | NA | 0 |
| | Total Public Shareholding (B) = (B)(1)+(B)(2)+(B)(3) | | 0 | 0 | 0 | 0 | 0 | 0.00 | 0 | 0 | 0 | 0.00 | 0 | 0.00 | 0 | 0.00 | NA | NA | 0 |



Table IV - Statement showing shareholding pattern of the Non Promoter - Non Public Shareholder

| Category | Category & Name of the Shareholder | PAN | No of Share-holders | No of fully paid up equity shares held | No of Partly paid-up equity shares held | No of Shares Underlying Depository Receipts | Total No of Shares Held (IV+V+VI) | Shareholding as a % of total no of shares (A+B+C2) | Number of Voting Rights held in each class of securities | | | No of Shares Underlying Outstanding convertible securities (Including Warrants) | Shareholding as a % assuming full conversion of convertible Securities (as a percentage of diluted share capital) | Number of Locked in Shares | | Number of Shares pledged or otherwise encumbered | | Number of equity shares held in dematerialized form | |
|----------|--|------|---------------------|--|---|---|-----------------------------------|--|--|-------------------------|-------|---|---|----------------------------|-----------------------------|--|-----------------------------|---|---|
| | | | | | | | | | No of Voting Rights | Total as a % of (A+B+C) | | | | No. | As a % of total Shares held | No. | As a % of total Shares held | | |
| | | | | | | | | | Class X | Class Y | Total | | | | | | | | |
| | (I) | (II) | (III) | (IV) | (V) | (VI) | (VII) | (VIII) | (IX) | | | (X) | (XI) | (XII) | | (XIII) | | (XIV) | |
| (1) | Custodian/DR Holder | | 0 | 0 | 0 | 0 | 0 | 0.00 | 0 | 0 | 0 | 0.00 | 0 | 0.00 | 0 | 0.00 | NA | NA | 0 |
| (2) | Employee Benefit Trust (under SEBI(Share based Employee Benefit) Regulations 2014) | | 0 | 0 | 0 | 0 | 0 | 0.00 | 0 | 0 | 0 | 0.00 | 0 | 0.00 | 0 | 0.00 | NA | NA | 0 |
| | Total Non-Promoter-Non Public Shareholding (C) = (C)(1)+(C)(2) | | 0 | 0 | 0 | 0 | 0 | 0.00 | 0 | 0 | 0 | 0.00 | 0 | 0.00 | 0 | 0.00 | | NA | 0 |



| Details of the shareholders acting as persons in Concert including their Shareholding: | | | |
|--|-------------|--------------|----------|
| Name of Shareholder | Name of PAC | No of shares | Holding% |
| | | | |
| Total: | | 0 | 0 |

2



2

Details of Shares which remain unclaimed may be given hear along with details such as number of shareholders, outstanding shares held in demat/unclaimed suspense account

No of Shareholders

--

No of shares

--

2



2

Format of Holding of Specified securities

1. Name of Listed Entity: **PJSA TECHNOSOFT PRIVATE LIMITED**
2. Scrip Code/Name of Scrip/Class of Security: **NOT APPLICABLE**
3. Share Holding Pattern Filed under: Reg. 31(1)(a)/Reg.31(1)(b)/Reg.31(1)(c)
 - a. if under 31(1)(b) then indicate the report for quarter ending
 - b. if under 31(1)(c) then indicate date of allotment/extinguishment

**Post Merger
NA**

4. Declaration : The Listed entity is required to submit the following declaration to the extent of submission of information:

| | Particulars | YES* | NO* |
|---|--|------|-----|
| a | Whether the Listed Entity has issued any partly paid up shares | - | NO |
| b | Whether the Listed Entity has issued any Convertible Securities or Warrants? | - | NO |
| c | Whether the Listed Entity has any shares against which depository receipts are issued? | - | NO |
| d | Whether the Listed Entity has any shares in locked-in? | - | NO |
| e | Whether any shares held by promoters are pledge or otherwise encumbered? | - | NO |

*if the Listed Entity selects the option 'NO' for the questions above, the columns for the partly paid up shares, Outstanding Convertible Securities/Warrants, depository receipts, locked-in shares, No of shares pledged or otherwise encumbered by promoters, as applicable, shall not be displayed at the time of dissemination on the Stock Exchange website. Also wherever there is 'No' declared by Listed entity in above table the values will be considered as 'Zero' by default on submission of the format of holding of specified securities.

- 5 The tabular format for disclosure of holding of specified securities is as follows:

For PJSA Technosoft Private Limited



Director

Table I - Summary Statement holding of specified securities

| Category | Category of Shareholder | No of Shareholders | No of fully paid up equity shares held | No of Partly paid-up equity shares held | No of Shares Underlying Depository Receipts | Total No of Shares Held (VII) = (IV)+(V)+(VI) | Shareholding as a % of total no of shares (As a % of (A+B+C2)) | Number of Voting Rights held in each class of securities | | | No of Shares Underlying Outstanding convertible securities (Including Warrants) | Shareholding as a % assuming full conversion of convertible Securities (as a percentage of diluted share capital) | Number of Locked in Shares | | Number of Shares pledged or otherwise encumbered | | Number of equity shares held in dematerialized form | |
|----------|---------------------------------|--------------------|--|---|---|---|--|--|---------|-------------------------|---|---|----------------------------|-----------------------------|--|-----------------------------|---|---|
| | | | | | | | | No of Voting Rights | | Total as a % of (A+B+C) | | | No. | As a % of total Shares held | No. | As a % of total Shares held | | |
| | | | | | | | | Class X | Class Y | Total | | | | | | | | |
| (I) | (II) | (III) | (IV) | (V) | (VI) | (VII) | (VIII) | (IX) | | | (X) | (XI) | (XII) | | (XIII) | | (XIV) | |
| (A) | Promoter & Promoter Group | 7 | 23510000 | 0 | 0 | 23510000 | 100 | 23510000 | 0 | 23510000 | 100.00 | 0 | 0.00 | 0 | 0.00 | 0 | 0.00 | 0 |
| (B) | Public | 0 | 0 | 0 | 0 | 0 | NA | 0 | 0 | 0 | 0.00 | 0 | NA | 0 | 0.00 | NA | NA | 0 |
| (C) | Non Promoter-Non Public | | | | | | | | | | | | | | | | | |
| (C1) | Shares underlying DRs | 0 | 0 | 0 | 0 | 0 | NA | 0 | 0 | 0 | 0.00 | 0 | NA | 0 | 0.00 | NA | NA | 0 |
| (C2) | Shares held by Employees Trusts | 0 | 0 | 0 | 0 | 0 | 0.00 | 0 | 0 | 0 | 0.00 | 0 | 0.00 | 0 | 0.00 | NA | NA | 0 |
| | | | | | | | | | | | | | | | | | | |
| | Total: | 7 | 23510000 | 0 | 0 | 23510000 | 100 | 23510000 | 0 | 23510000 | 100.00 | 0 | 0.00 | 0 | 0.00 | 0 | 0.00 | 0 |



Table II - Statement showing shareholding pattern of the Promoter and Promoter Group

| Category | Category & Name of the Shareholder | PAN | No of Share-holders | No of fully paid up equity shares held | No of Partly paid-up equity shares held | No of Shares Underlying Depository Receipts | Total No of Shares Held (IV+V+VI) | Shareholdin g as a % of total no of shares (calculated as per SCRR, 1957 (VIII) As a % of (A+B+C2) | Number of Voting Rights held in each class of securities | | | | No of Shares Underlyi ng Outstand ing converti ble securitie s (Includin g Warrant s) | Shareholdin g as a % assuming full conversion of convertible Securities (as a percentage of diluted share capital) (VII)+(X) As a % of (A+B+C2) | Number of Locked in Shares | | Number of Shares pledged or otherwise encumbered | | Number of equity shares held in demateriali zed form |
|----------|--|------|---------------------|--|---|---|-----------------------------------|--|--|---------|-------|-------------------------|---|---|----------------------------|------------------------|--|------------------------|--|
| | | | | | | | | | No of Voting Rights | | | Total as a % of (A+B+C) | | | No. | As a % of total Shares | No. | As a % of total Shares | |
| | | | | | | | | | Class X | Class Y | Total | | | | | | | | |
| | (I) | (II) | (III) | (IV) | (V) | (VI) | (VII) | (VIII) | (IX) | | | | (X) | (XI) | (XII) | | (XIII) | | (XIV) |
| (1) | Indian | | | | | | | | | | | | | | | | | | |
| (a) | Individuals/Hindu undivided Family | | 0 | 0 | 0 | 0 | 0 | 0.00 | 0 | 0 | 0 | 0.00 | 0 | 0.00 | 0 | 0.00 | 0 | 0.00 | 0 |
| (b) | Central Government/State Government(s) | | 0 | 0 | 0 | 0 | 0 | 0.00 | 0 | 0 | 0 | 0.00 | 0 | 0.00 | 0 | 0.00 | 0 | 0.00 | 0 |
| (c) | Financial Institutions/Banks | | 0 | 0 | 0 | 0 | 0 | 0.00 | 0 | 0 | 0 | 0.00 | 0 | 0.00 | 0 | 0.00 | 0 | 0.00 | 0 |



Table II - Statement showing shareholding pattern of the Promoter and Promoter Group

| Category | Category & Name of the Shareholder | PAN | No of Share-holders | No of fully paid up equity shares held | No of Partly paid-up equity shares held | No of Shares Underlying Depository Receipts | Total No of Shares Held (IV+V+VI) | Sharehold ing as a % of total no of shares (calculated as per SCRR, 1957 (VIII) As a % of (A+B+C2) | Number of Voting Rights held in each class of securities | | | No of Shares Underlyi ng Outstand ing converti ble securitie s (Includin g Warrant s) | Shareholdin g as a % assuming full conversion of convertible Securities (as a percentage of diluted share capital) (VII)+(X) As a % of (A+B+C2) | Number of Locked in Shares | | Number of Shares pledged or otherwise encumbered | | Number of equity shares held in demateriali zed form | |
|----------|--|------|---------------------|--|---|---|-----------------------------------|--|--|---------|-------|---|---|----------------------------|-----|--|-----|--|---|
| | | | | | | | | | No of Voting Rights | | | Total as a % of (A+B+C) | | | No. | As a % of total Shares | No. | As a % of total Shares | |
| | | | | | | | | | Class X | Class Y | Total | | | | | | | | |
| | (I) | (II) | (III) | (IV) | (V) | (VI) | (VII) | (VIII) | (IX) | | | (X) | (XI) | (XII) | | (XIII) | | (XIV) | |
| (d) | Any Other | | | | | | | 0.00 | | | | 0.00 | | 0.00 | | | | | |
| | UFO Moviez India Limited | | 1 | 9994 | 0 | 0 | 9994 | 0.04 | 0 | 0 | 0 | 0.00 | 0 | 0.04 | 0 | 0.00 | 0 | 0.00 | 0 |
| | Sanjay Gaikwad (As Nominee of UFO Moviez India Ltd) | | 1 | 1 | 0 | 0 | 1 | 0.00 | 0 | 0 | 0 | 0.00 | 0 | 0.00 | 0 | 0.00 | 0 | 0.00 | 0 |
| | Kapil Agarwal (As Nominee of UFO Moviez India Ltd) | | 1 | 1 | 0 | 0 | 1 | 0.00 | 0 | 0 | 0 | 0.00 | 0 | 0.00 | 0 | 0.00 | 0 | 0.00 | 0 |
| | Rajesh Mishra (As Nominee of UFO Moviez India Ltd) | | 1 | 1 | 0 | 0 | 1 | 0.00 | 0 | 0 | 0 | 0.00 | 0 | 0.00 | 0 | 0.00 | 0 | 0.00 | 0 |
| | Deepak Ranjan (As Nominee of UFO Moviez India Ltd) | | 1 | 1 | 0 | 0 | 1 | 0.00 | 0 | 0 | 0 | 0.00 | 0 | 0.00 | 0 | 0.00 | 0 | 0.00 | 0 |
| | Ashish Malushte (As Nominee of UFO Moviez India Ltd) | | 1 | 1 | 0 | 0 | 1 | 0.00 | 0 | 0 | 0 | 0.00 | 0 | 0.00 | 0 | 0.00 | 0 | 0.00 | 0 |
| | Vishnu Patel (As Nominee of UFO Moviez India Ltd) | | 1 | 1 | 0 | 0 | 1 | 0.00 | 0 | 0 | 0 | 0.00 | 0 | 0.00 | 0 | 0.00 | 0 | 0.00 | 0 |
| | UFO Moviez India Limited # | | | 23500000 | 0 | 0 | 23500000 | 99.96 | 0 | 0 | 0 | 0.00 | 0 | 99.96 | 0 | 0.00 | 0 | 0.00 | 0 |
| | | | | | | | | | | | | 0.00 | | 0.00 | | | | | |
| | Sub-Total (A)(1) | | 7 | 23510000 | 0 | 0 | 23510000 | 100.00 | 0 | 0 | 0 | 0.00 | 0 | 100.00 | 0 | 0.00 | 0 | 0.00 | 0 |
| (2) | Foreign | | | | | | | | | | | | | 0.00 | | | | | |
| (a) | Individuals (Non-Resident Individuals/Foreign Individuals) | | 0 | 0 | 0 | 0 | 0 | 0.00 | 0 | 0 | 0 | 0.00 | 0 | 0.00 | 0 | 0.00 | 0 | 0.00 | 0 |
| (b) | Government | | 0 | 0 | 0 | 0 | 0 | 0.00 | 0 | 0 | 0 | 0.00 | 0 | 0.00 | 0 | 0.00 | 0 | 0.00 | 0 |
| (c) | Institutions | | 0 | 0 | 0 | 0 | 0 | 0.00 | 0 | 0 | 0 | 0.00 | 0 | 0.00 | 0 | 0.00 | 0 | 0.00 | 0 |
| (d) | Foreign Portfolio Investor | | 0 | 0 | 0 | 0 | 0 | 0.00 | 0 | 0 | 0 | 0.00 | 0 | 0.00 | 0 | 0.00 | 0 | 0.00 | 0 |
| (e) | Any Other | | 0 | 0 | 0 | 0 | 0 | 0.00 | 0 | 0 | 0 | 0.00 | 0 | 0.00 | 0 | 0.00 | 0 | 0.00 | 0 |




Table II - Statement showing shareholding pattern of the Promoter and Promoter Group

| Category | Category & Name of the Shareholder | PAN | No of Share-holders | No of fully paid up equity shares held | No of Partly paid-up equity shares held | No of Shares Underlying Depository Receipts | Total No of Shares Held (IV+V+VI) | Sharehold ing as a % of total no of shares (calculated as per SCRR, 1957 (VIII) As a % of (A+B+C2) | Number of Voting Rights held in each class of securities | | | | No of Shares Underlyi ng Outstan ding converti ble securitie s (Includin g Warrant s) | Shareholdin g as a % assuming full conversion of convertible Securities (as a percentage of diluted share capital) (VII)+(X) As a % of (A+B+C2) | Number of Locked in Shares | | Number of Shares pledged or otherwise encumbered | | Number of equity shares held in demateriali zed form |
|----------|---|------|---------------------|--|---|---|-----------------------------------|--|--|---------|-------|-------------------------|---|---|----------------------------|------------------------|--|------------------------|--|
| | | | | | | | | | No of Voting Rights | | | Total as a % of (A+B+C) | | | No. | As a % of total Shares | No. | As a % of total Shares | |
| | | | | | | | | | Class X | Class Y | Total | | | | | | | | |
| | (I) | (II) | (III) | (IV) | (V) | (VI) | (VII) | (VIII) | (IX) | | | | (X) | (XI) | (XII) | | (XIII) | | (XIV) |
| | Sub-Total (A)(2) | | 0 | 0 | 0 | 0 | 0 | 0.00 | 0 | 0 | 0 | 0.00 | 0 | 0.00 | 0 | 0.00 | 0 | 0.00 | 0 |
| | Total Shareholding of Promoter and Promoter Group (A)=(A)(1)+(A)(2) | | 7 | 23510000 | 0 | 0 | 23510000 | 100.00 | 0 | 0 | 0 | 0.00 | 0 | 100.00 | 0 | 0.00 | 0 | 0.00 | 0 |

Note: #: Will be allotted pursuant to Clause 36.1 of the Scheme



Table III - Statement showing shareholding pattern of the Public shareholder

| Category | Category & Name of the Shareholder | PAN | No of Share-holders | No of fully paid up equity shares held | No of Partly paid-up equity shares held | No of Shares Underlying Depository Receipts | Total No of Shares Held (IV+V+VI) | Sharehold ing as a % of total no of shares (A+B+C2) | Number of Voting Rights held in each class of securities | | | No of Shares Underlying Outstanding convertible securities (Including Warrants) | Shareholdin g as a % assuming full conversion of convertible Securities (as a percentage of diluted share capital) | Number of Locked in Shares | Number of Shares pledged or otherwise encumbered | Number of equity shares held in demateria lized form | | | |
|----------|---|------|---------------------|--|---|---|-----------------------------------|---|--|---------|-------------------------|---|--|----------------------------|--|--|-----------------------------|-------|---|
| | | | | | | | | | No of Voting Rights | | Total as a % of (A+B+C) | | | No. | As a % of total Shares held | No. | As a % of total Shares held | | |
| | | | | | | | | | Class X | Class Y | Total | | | | | | | | |
| | (I) | (II) | (III) | (IV) | (V) | (VI) | (VII) | (VIII) | (IX) | | | (X) | (XI) | (XII) | | (XIII) | | (XIV) | |
| (1) | Institutions | | 0 | 0 | 0 | 0 | 0 | 0.00 | 0 | 0 | 0 | 0.00 | 0 | 0.00 | 0 | 0.00 | NA | NA | 0 |
| (b) | Venture Capital Funds | | 0 | 0 | 0 | 0 | 0 | 0.00 | 0 | 0 | 0 | 0.00 | 0 | 0.00 | 0 | 0.00 | NA | NA | 0 |
| (c) | Alternate Investment Funds | | 0 | 0 | 0 | 0 | 0 | 0.00 | 0 | 0 | 0 | 0.00 | 0 | 0.00 | 0 | 0.00 | NA | NA | 0 |
| (d) | Foreign Venture Capital Investors | | 0 | 0 | 0 | 0 | 0 | 0.00 | 0 | 0 | 0 | 0.00 | 0 | 0.00 | 0 | 0.00 | NA | NA | 0 |
| (e) | Foreign Portfolio Investors | | 0 | 0 | 0 | 0 | 0 | 0.00 | 0 | 0 | 0 | 0.00 | 0 | 0.00 | 0 | 0.00 | NA | NA | 0 |
| (f) | Financial Institutions/Banks | | 0 | 0 | 0 | 0 | 0 | 0.00 | 0 | 0 | 0 | 0.00 | 0 | 0.00 | 0 | 0.00 | NA | NA | 0 |
| (g) | Insurance Companies | | 0 | 0 | 0 | 0 | 0 | 0.00 | 0 | 0 | 0 | 0.00 | 0 | 0.00 | 0 | 0.00 | NA | NA | 0 |
| (h) | Provident Funds/Pension Funds | | 0 | 0 | 0 | 0 | 0 | 0.00 | 0 | 0 | 0 | 0.00 | 0 | 0.00 | 0 | 0.00 | NA | NA | 0 |
| (i) | Any Other | | 0 | 0 | 0 | 0 | 0 | 0.00 | 0 | 0 | 0 | 0.00 | 0 | 0.00 | 0 | 0.00 | NA | NA | 0 |
| | Sub Total (B)(1) | | 0 | 0 | 0 | 0 | 0 | 0.00 | 0 | 0 | 0 | 0.00 | 0 | 0.00 | 0 | 0.00 | NA | NA | 0 |
| (2) | Central Government/State Government(s)/President of India | | 0 | 0 | 0 | 0 | 0 | 0.00 | 0 | 0 | 0 | 0.00 | 0 | 0.00 | 0 | 0.00 | NA | NA | 0 |
| | Sub Total (B)(2) | | 0 | 0 | 0 | 0 | 0 | 0.00 | 0 | 0 | 0 | 0.00 | 0 | 0.00 | 0 | 0.00 | NA | NA | 0 |
| (3) | Non-Institutions | | | | | | | | | | | | | | | | | | |
| (a) | i.Individual shareholders holding nominal share capital up to Rs.2 lakhs | | 0 | 0 | 0 | 0 | 0 | 0.00 | 0 | 0 | 0 | 0.00 | 0 | 0.00 | 0 | 0.00 | NA | NA | 0 |
| | ii.Individual shareholders holding nominal share capital in excess of Rs. 2 Lakhs | | 0 | 0 | 0 | 0 | 0 | 0.00 | 0 | 0 | 0 | 0.00 | 0 | 0.00 | 0 | 0.00 | NA | NA | 0 |
| (b) | NBFCs Registered with RBI | | 0 | 0 | 0 | 0 | 0 | 0.00 | 0 | 0 | 0 | 0.00 | 0 | 0.00 | 0 | 0.00 | NA | NA | 0 |
| (c) | Employee Trusts | | 0 | 0 | 0 | 0 | 0 | 0.00 | 0 | 0 | 0 | 0.00 | 0 | 0.00 | 0 | 0.00 | NA | NA | 0 |
| (d) | Overseas Depositories (Holding DRs)(Balancing figure) | | 0 | 0 | 0 | 0 | 0 | 0.00 | 0 | 0 | 0 | 0.00 | 0 | 0.00 | 0 | 0.00 | NA | NA | 0 |
| (e) | Any Other | | 0 | 0 | 0 | 0 | 0 | 0.00 | 0 | 0 | 0 | 0.00 | 0 | 0.00 | 0 | 0.00 | NA | NA | 0 |
| | CLEARING MEMBERS | | 0 | 0 | 0 | 0 | 0 | 0.00 | 0 | 0 | 0 | 0.00 | 0 | 0.00 | 0 | 0.00 | NA | NA | 0 |
| | Sub Total (B)(3) | | 0 | 0 | 0 | 0 | 0 | 0.00 | 0 | 0 | 0 | 0.00 | 0 | 0.00 | 0 | 0.00 | NA | NA | 0 |
| | Total Public Shareholding (B) = (B)(1)+(B)(2)+(B)(3) | | 0 | 0 | 0 | 0 | 0 | 0.00 | 0 | 0 | 0 | 0.00 | 0 | 0.00 | 0 | 0.00 | NA | NA | 0 |



Table IV - Statement showing shareholding pattern of the Non Promoter - Non Public Shareholder

| Category | Category & Name of the Shareholder | PAN | No of Shareholders | No of fully paid up equity shares held | No of Partly paid-up equity shares held | No of Shares Underlying Depository Receipts | Total No of Shares Held (IV+V+VI) | Shareholding as a % of total no of shares (A+B+C2) | Number of Voting Rights held in each class of securities | | | No of Shares Underlying Outstanding convertible securities (Including Warrants) | Shareholding as a % assuming full conversion of convertible Securities (as a percentage of diluted share capital) | Number of Locked in Shares | | Number of Shares pledged or otherwise encumbered | | Number of equity shares held in dematerialized form | |
|----------|--|------|--------------------|--|---|---|-----------------------------------|--|--|---------|-------------------------|---|---|----------------------------|-----------------------------|--|-----------------------------|---|---|
| | | | | | | | | | | | | | | No. | As a % of total Shares held | No. | As a % of total Shares held | | |
| | | | | | | | | | No of Voting Rights | | Total as a % of (A+B+C) | | | | | | | | |
| | | | | | | | | | Class X | Class Y | Total | | | | | | | | |
| | (I) | (II) | (III) | (IV) | (V) | (VI) | (VII) | (VIII) | (IX) | | | (X) | (XI) | (XII) | | (XIII) | | (XIV) | |
| (1) | Custodian/DR Holder | | 0 | 0 | 0 | 0 | 0 | 0.00 | 0 | 0 | 0 | 0.00 | 0 | 0.00 | 0 | 0.00 | NA | NA | 0 |
| (2) | Employee Benefit Trust (under SEBI(Share based Employee Benefit) Regulations 2014) | | 0 | 0 | 0 | 0 | 0 | 0.00 | 0 | 0 | 0 | 0.00 | 0 | 0.00 | 0 | 0.00 | NA | NA | 0 |
| | Total Non-Promoter-Non Public Shareholding (C) = (C)(1)+(C)(2) | | 0 | 0 | 0 | 0 | 0 | 0.00 | 0 | 0 | 0 | 0.00 | 0 | 0.00 | 0 | 0.00 | | NA | 0 |



| Details of the shareholders acting as persons in Concert including their Shareholding: | | | |
|--|-------------|--------------|----------|
| Name of Shareholder | Name of PAC | No of shares | Holding% |
| | | | |
| Total: | | 0 | 0 |



Details of Shares which remain unclaimed may be given hear along with details such as number of shareholders,
outstanding shares held in demat/unclaimed suspense account

No of Shareholders

--

No of shares

--



Format of Holding of Specified securities

1. Name of Listed Entity: **UFO MOVIEZ INDIA LIMITED**

2. Scrip Code/Name of Scrip/Class of Security: **BSE Scrip Code: 539141**

NSE Symbol: UFO

3. Share Holding Pattern Filed under: Reg. 31(1)(a)/Reg.31(1)(b)/Reg.31(1)(c)

PRE-MERGER

30-09-2017

a. if under 31(1)(b) then indicate the report for quarter ending

b. if under 31(1)(c) then indicate date of allotment/extinguishment

NA

4. Declaration : The Listed entity is required to submit the following declaration to the extent of submission of information:

| | Particulars | YES* | NO* |
|---|--|------------|-----------|
| a | Whether the Listed Entity has issued any partly paid up shares | - | NO |
| b | Whether the Listed Entity has issued any Convertible Securities or Warrants? | - | NO |
| c | Whether the Listed Entity has any shares against which depository receipts are issued? | - | NO |
| d | Whether the Listed Entity has any shares in locked-in? | YES | - |
| e | Whether any shares held by promoters are pledge or otherwise encumbered? | YES | - |

*if the Listed Entity selects the option 'NO' for the questions above, the columns for the partly paid up shares, Outstanding Convertible Securities/Warrants, depository receipts, locked-in shares, No of shares pledged or otherwise encumbered by promoters, as applicable, shall not be displayed at the time of dissemination on the Stock Exchange website. Also wherever there is 'No' declared by Listed entity in above table the values will be considered as 'Zero' by default on submission of the format of holding of specified securities.

5 The tabular format for disclosure of holding of specified securities is as follows:

Certified True Copy
For UFO Moviez India Limited
S. S. Chandra

Company Secretary

Table I - Summary Statement holding of specified securities

| Category | Category of Shareholder | No of Shareholders | No of fully paid up equity shares held | No of Partly paid-up equity shares held | No of Shares Underlying Depository Receipts | Total No of Shares Held (VII) = (IV)+(V)+(VI) | Shareholding as a % of total no of shares (As a % of (A+B+C2)) | Number of Voting Rights held in each class of securities | | | | No of Shares Underlying Outstanding convertible securities (Including Warrants) | Shareholding as a % assuming full conversion of convertible Securities (as a percentage of diluted share capital) | Number of Locked in Shares | | Number of Shares pledged or otherwise encumbered | | Number of equity shares held in dematerialized form |
|----------|---------------------------------|--------------------|--|---|---|---|--|--|---------|----------|-------------------------|---|---|----------------------------|-----------------------------|--|-----------------------------|---|
| | | | | | | | | | | | | | | | | | | |
| | | | | | | | | No of Voting Rights | | | Total as a % of (A+B+C) | | | No. | As a % of total Shares held | No. | As a % of total Shares held | |
| | | | | | | | | Class X | Class Y | Total | | | | | | | | |
| (I) | (II) | (III) | (IV) | (V) | (VI) | (VII) | (VIII) | (IX) | | | | (X) | (XI) | (XII) | | (XIII) | | (XIV) |
| (A) | Promoter & Promoter Group | 8 | 7765452 | 0 | 0 | 7765452 | 28.13 | 7765352 | 0 | 7765452 | 28.13 | 0 | 28.13 | 5522442 | 71.12 | 481594 | 6.20 | 7765452 |
| (B) | Public | 30740 | 19835349 | 0 | 0 | 19835349 | 71.87 | 19835449 | 0 | 19835349 | 71.87 | 0 | 71.87 | 0 | 0.00 | NA | NA | 19807309 |
| (C) | Non Promoter-Non Public | | | | | | | | | | | | | | | | | |
| (C1) | Shares underlying DRs | 0 | 0 | 0 | 0 | 0 | NA | 0 | 0 | 0 | 0.00 | 0 | NA | 0 | 0.00 | NA | NA | 0 |
| (C2) | Shares held by Employees Trusts | 0 | 0 | 0 | 0 | 0 | 0.00 | 0 | 0 | 0 | 0.00 | 0 | 0.00 | 0 | 0.00 | NA | NA | 0 |
| | | | | | | | | | | | | | | | | | | |
| | Total: | 30748 | 27600801 | 0 | 0 | 27600801 | 100.00 | 27600801 | 0 | 27600801 | 100.00 | 0 | 100.00 | 5522442 | 20.01 | 481594 | 6.20 | 27572761 |



Table II - Statement showing shareholding pattern of the Promoter and Promoter Group

| Category | Category & Name of the Shareholder | PAN | No of Share-holders | No of fully paid up equity shares held | No of Partly paid-up equity shares held | No of Shares Underlying Depository Receipts | Total No of Shares Held (IV+V+VI) | Shareholding as a % of total no of shares (calculated as per SCRR, 1957 (VIII) As a % of (A+B+C2) | Number of Voting Rights held in each class of securities | | | No of Shares Underlying Outstanding convertible securities (Including Warrants) | Shareholding as a % assuming full conversion of convertible Securities (as a percentage of diluted share capital) (VII)+(X) As a % of (A+B+C2) | Number of Locked in Shares | | Number of Shares pledged or otherwise encumbered | | Number of equity shares held in dematerialized form | |
|----------|--|------------|---------------------|--|---|---|-----------------------------------|---|--|---------|--------|---|--|----------------------------|------------------------|--|------------------------|---|--------|
| | | | | | | | | | No of Voting Rights | | | Total as a % of (A+B+C) | | No. | As a % of total Shares | No. | As a % of total Shares | | |
| | | | | | | | | | Class X | Class Y | Total | | | | | | | | |
| | (I) | (II) | (III) | (IV) | (V) | (VI) | (VII) | (VIII) | (IX) | | | (X) | (XI) | (XII) | | (XIII) | | (XIV) | |
| (1) | Indian | | | | | | | | | | | | | | | | | | |
| (a) | Individuals/Hindu undivided Family | | 3 | 481795 | 0 | 0 | 481795 | 1.75 | 481795 | 0 | 481795 | 1.75 | 0 | 1.75 | 0 | 0.00 | 481594 | 99.96 | 481795 |
| | SANJAY SHANKAR GAIKWAD | AAAPG8554D | 1 | 263797 | 0 | 0 | 263797 | 0.96 | 263797 | 0 | 263797 | 0.96 | 0 | 0.96 | 0 | 0.00 | 263797 | 100.00 | 263797 |
| | UDAY SHANKAR GAIKWAD | AAMPG4304P | 1 | 201 | 0 | 0 | 201 | 0.00 | 201 | 0 | 201 | 0.00 | 0 | 0.00 | 0 | 0.00 | 0 | 0.00 | 201 |
| | AMEYA HETE | ABMPH9097B | 1 | 217797 | 0 | 0 | 217797 | 0.79 | 217797 | 0 | 217797 | 0.79 | 0 | 0.79 | 0 | 0.00 | 217797 | 100.00 | 217797 |
| (b) | Central Government/State Government(s) | | 0 | 0 | 0 | 0 | 0 | 0.00 | 0 | 0 | 0 | 0.00 | 0 | 0.00 | 0 | 0.00 | 0 | 0.00 | 0 |
| (c) | Financial Institutions/Banks | | 0 | 0 | 0 | 0 | 0 | 0.00 | 0 | 0 | 0 | 0.00 | 0 | 0.00 | 0 | 0.00 | 0 | 0.00 | 0 |



Table II - Statement showing shareholding pattern of the Promoter and Promoter Group

| Category | Category & Name of the Shareholder | PAN | No of Shareholders | No of fully paid up equity shares held | No of Partly paid-up equity shares held | No of Shares Underlying Depository Receipts | Total No of Shares Held (IV+V+VI) | Shareholding as a % of total no of shares (calculated as per SCRR, 1957 (VIII) As a % of (A+B+C2) | Number of Voting Rights held in each class of securities | | | No of Shares Underlying Outstanding convertible securities (Including Warrants) | Shareholding as a % assuming full conversion of convertible Securities (as a percentage of diluted share capital) (VII)+(X) As a % of (A+B+C2) | Number of Locked in Shares | | Number of Shares pledged or otherwise encumbered | | Number of equity shares held in dematerialized form | |
|----------|--|------------|--------------------|--|---|---|-----------------------------------|---|--|----------|----------------|---|--|----------------------------|------------------------|--|------------------------|---|----------------|
| | | | | | | | | | No of Voting Rights | | | Total as a % of (A+B+C) | | No. | As a % of total Shares | No. | As a % of total Shares | | |
| | | | | | | | | | Class X | Class Y | Total | | | | | | | | |
| | (I) | (II) | (III) | (IV) | (V) | (VI) | (VII) | (VIII) | (IX) | | | (X) | (XI) | (XII) | | (XIII) | | (XIV) | |
| (d) | Any Other | | 5 | 7283657 | 0 | 0 | 7283657 | 26.39 | 7283657 | 0 | 7283657 | 26.38 | 0 | 26.39 | 5522442 | 75.82 | 0 | 0 | 7283657 |
| | ADVENT FISCAL PRIVATE LIMITED | AAACA5333K | 1 | 737182 | 0 | 0 | 737182 | 2.67 | 737182 | 0 | 737182 | 2.67 | 0 | 2.67 | 0 | 0.00 | 0 | 0.00 | 737182 |
| | NIFTY PORTFOLIO SERVICES PVT LTD | AAACN1994R | 1 | 542136 | 0 | 0 | 542136 | 1.96 | 542136 | 0 | 542136 | 1.96 | 0 | 1.96 | 0 | 0.00 | 0 | 0.00 | 542136 |
| | APOLLO INTERNATIONAL LIMITED | AAACA6447N | 1 | 2266417 | 0 | 0 | 2266417 | 8.21 | 2266417 | 0 | 2266417 | 8.21 | 0 | 8.21 | 1784975 | 78.76 | 0 | 0.00 | 2266417 |
| | VALUABLE TECHNOLOGIES LIMITED | AACCV2732P | 1 | 2243657 | 0 | 0 | 2243657 | 8.13 | 2243657 | 0 | 2243657 | 8.13 | 0 | 8.13 | 2243315 | 99.98 | 0 | 0.00 | 2243657 |
| | VALUABLE MEDIA LIMITED | AACCV5963G | 1 | 1494265 | 0 | 0 | 1494265 | 5.41 | 1494265 | 0 | 1494265 | 5.41 | 0 | 5.41 | 1494152 | 99.99 | 0 | 0.00 | 1494265 |
| | Sub-Total (A)(1) | | 8 | 7765452 | 0 | 0 | 7765452 | 28.13 | 7765452 | 0 | 7765452 | 28.13 | 0 | 28.13 | 5522442 | 71.12 | 481594 | 6.20 | 7765452 |
| (2) | Foreign | | | | | | | | | | | | | | | | | | |
| (a) | Individuals (Non-Resident Individuals/Foreign Individuals) | | 0 | 0 | 0 | 0 | 0 | 0.00 | 0 | 0 | 0 | 0.00 | 0 | 0.00 | 0 | 0.00 | 0 | 0.00 | 0 |
| (b) | Government | | 0 | 0 | 0 | 0 | 0 | 0.00 | 0 | 0 | 0 | 0.00 | 0 | 0.00 | 0 | 0.00 | 0 | 0.00 | 0 |
| (c) | Institutions | | 0 | 0 | 0 | 0 | 0 | 0.00 | 0 | 0 | 0 | 0.00 | 0 | 0.00 | 0 | 0.00 | 0 | 0.00 | 0 |
| (d) | Foreign Portfolio Investor | | 0 | 0 | 0 | 0 | 0 | 0.00 | 0 | 0 | 0 | 0.00 | 0 | 0.00 | 0 | 0.00 | 0 | 0.00 | 0 |
| (e) | Any Other | | 0 | 0 | 0 | 0 | 0 | 0.00 | 0 | 0 | 0 | 0.00 | 0 | 0.00 | 0 | 0.00 | 0 | 0.00 | 0 |
| | Sub-Total (A)(2) | | 0 | 0 | 0 | 0 | 0 | 0.00 | 0 | 0 | 0 | 0.00 | 0 | 0.00 | 0 | 0.00 | 0 | 0.00 | 0 |
| | Total Shareholding of Promoter and Promoter Group (A)=(A)(1)+(A)(2) | | 8 | 7765452 | 0 | 0 | 7765452 | 28.13 | 7765452 | 0 | 7765452 | 28.13 | 0 | 28.13 | 5522442 | 71.12 | 481594 | 6.20 | 7765452 |



Table III - Statement showing shareholding pattern of the Public shareholder

| Category | Category & Name of the Shareholder | PAN | No of Share-holders | No of fully paid up equity shares held | No of Partly paid-up equity shares held | No of Shares Underlying Depository Receipts | Total No of Shares Held (IV+V+VI) | Shareholding as a % of total no of shares (A+B+C2) | Number of Voting Rights held in each class of securities | | | No of Shares Underlying Outstanding convertible securities (Including Warrants) | Shareholding as a % assuming full conversion of convertible Securities (as a percentage of diluted share capital) | Number of Locked in Shares | | Number of Shares pledged or otherwise encumbered | | Number of equity shares held in dematerialized form |
|----------|--|------------|---------------------|--|---|---|-----------------------------------|--|--|---------|---------|---|---|----------------------------|-----------------------------|--|-----------------------------|---|
| | | | | | | | | | No of Voting Rights | | | Total as a % of (A+B+C) | | No. | As a % of total Shares held | No. | As a % of total Shares held | |
| | | | | | | | | | Class X | Class Y | Total | | | | | | | |
| | (I) | (II) | (III) | (IV) | (V) | (VI) | (VII) | (VIII) | (IX) | | | (X) | (XI) | (XII) | | (XIII) | | (XIV) |
| (1) | Institutions | | | | | | | | | | | | | | | | | |
| (a) | Mutual Funds | | 16 | 5960822 | 0 | 0 | 5960822 | 21.60 | 5960822 | 0 | 5960822 | 21.60 | 0 | 21.60 | 0 | 0.00 | NA | 5960822 |
| | DSP BLACKROCK MIP FUND | AAAJD0430B | 1 | 1298627 | 0 | 0 | 1298627 | 4.71 | 1298627 | 0 | 1298627 | 4.71 | 0 | 4.71 | 0 | 0.00 | NA | 1298627 |
| | RELIANCE CAPITAL TRUSTEE CO LTD A/C RELIANCE MONTHLY INCOME PLAN | AAATR0090B | 9 | 1857739 | 0 | 0 | 1857739 | 6.73 | 1857739 | 0 | 1857739 | 6.73 | 0 | 6.73 | 0 | 0.00 | NA | 1857739 |
| | SBI MAGNUM GLOBAL FUND | AABTS6407Q | 4 | 2609456 | 0 | 0 | 2609456 | 9.45 | 2609456 | 0 | 2609456 | 9.45 | 0 | 9.45 | 0 | 0.00 | NA | 2609456 |
| (b) | Venture Capital Funds | | 0 | 0 | 0 | 0 | 0 | 0.00 | 0 | 0 | 0 | 0.00 | 0 | 0.00 | 0 | 0.00 | NA | 0 |
| (c) | Alternate Investment Funds | | 2 | 87500 | 0 | 0 | 87500 | 0.32 | 87500 | 0 | 87500 | 0.32 | 0 | 0.32 | 0 | 0.00 | NA | 87500 |
| (d) | Foreign Venture Capital Investors | | 1 | 5251608 | 0 | 0 | 5251608 | 19.03 | 5251608 | 0 | 5251608 | 19.03 | 0 | 19.03 | 0 | 0.00 | NA | 5251608 |
| | P5 ASIA HOLDING INVESTMENTS (MAURITIUS) LIMITED | AAECP1949E | 1 | 5251608 | 0 | 0 | 5251608 | 19.03 | 5251608 | 0 | 5251608 | 19.03 | 0 | 19.03 | 0 | 0.00 | NA | 5251608 |
| (e) | Foreign Portfolio Investors | | 15 | 1015307 | 0 | 0 | 1015307 | 3.68 | 1015307 | 0 | 1015307 | 3.68 | 0 | 3.68 | 0 | 0.00 | NA | 1015307 |
| | KUROTO FUND LP | AAGFK5937L | 1 | 538368 | 0 | 0 | 538368 | 1.95 | 538368 | 0 | 538368 | 1.95 | 0 | 1.95 | 0 | 0.00 | NA | 538368 |
| (f) | Financial Institutions/Banks | | 2 | 31674 | 0 | 0 | 31674 | 0.11 | 31674 | 0 | 31674 | 0.11 | 0 | 0.11 | 0 | 0.00 | NA | 31674 |



Table III - Statement showing shareholding pattern of the Public shareholder

| Category | Category & Name of the Shareholder | PAN | No of Share-holders | No of fully paid up equity shares held | No of Partly paid-up equity shares held | No of Shares Underlying Depository Receipts | Total No of Shares Held (IV+V+VI) | Sharehold ing as a % of total no of shares (A+B+C2) | Number of Voting Rights held in each class of securities | | | | No of Shares Underlying Outstanding convertible securities (Including Warrants) | Shareholdin g as a % assuming full conversion of convertible Securities (as a percentage of diluted share capital) | Number of Locked in Shares | | Number of Shares pledged or otherwise encumbered | | Number of equity shares held in dematerial ized form |
|----------|---|------------|---------------------|--|---|---|-----------------------------------|---|--|---------|----------|-------------------------|---|--|----------------------------|-----------------------------|--|-----------------------------|--|
| | | | | | | | | | No of Voting Rights | | | Total as a % of (A+B+C) | | | No. | As a % of total Shares held | No. | As a % of total Shares held | |
| | | | | | | | | | Class X | Class Y | Total | | | | | | | | |
| | (I) | (II) | (III) | (IV) | (V) | (VI) | (VII) | (VIII) | (IX) | | | | (X) | (XI) | (XII) | | (XIII) | | (XIV) |
| (g) | Insurance Companies | | 2 | 379694 | 0 | 0 | 379694 | 1.38 | 379694 | 0 | 379694 | 1.38 | 0 | 1.38 | 0 | 0.00 | NA | NA | 379694 |
| | RELIANCE NIPPON LIFE INSURANCE COMPANY LIMITED | AADCA1410E | 2 | 379694 | 0 | 0 | 379694 | 1.38 | 379694 | 0 | 379694 | 1.38 | 0 | 1.38 | 0 | 0.00 | NA | NA | 379694 |
| (h) | Provident Funds/Pension Funds | | 0 | 0 | 0 | 0 | 0 | 0.00 | 0 | 0 | 0 | 0.00 | 0 | 0.00 | 0 | 0.00 | NA | NA | 0 |
| (i) | Any Other | | | | | | | | | | | | | | | | | | |
| | FOREIGN CORPORATE BODIES | | 1 | 313341 | 0 | 0 | 313341 | 1.14 | 313341 | 0 | 313341 | 1.14 | 0 | 1.14 | 0 | 0.00 | NA | NA | 313341 |
| | EXCEL WAY INTERNATIONAL LTD | AAECE0549B | 1 | 313341 | 0 | 0 | 313341 | 1.14 | 313341 | 0 | 313341 | 1.14 | 0 | 1.14 | 0 | 0.00 | NA | NA | 313341 |
| | Sub Total (B)(1) | | 39 | 13039946 | 0 | 0 | 13039946 | 47.24 | 13039946 | 0 | 13039946 | 47.24 | 0 | 47.24 | 0 | 0.00 | NA | NA | 13039946 |
| (2) | Central Government/State Government(s)/President of India | | 0 | 0 | 0 | 0 | 0 | 0.00 | 0 | 0 | 0 | 0.00 | 0 | 0.00 | 0 | 0.00 | NA | NA | 0 |
| | Sub Total (B)(2) | | 0 | 0 | 0 | 0 | 0 | 0.00 | 0 | 0 | 0 | 0.00 | 0 | 0.00 | 0 | 0.00 | NA | NA | 0 |



Table III - Statement showing shareholding pattern of the Public shareholder


| Category | Category & Name of the Shareholder | PAN | No of Share-holders | No of fully paid up equity shares held | No of Partly paid-up equity shares held | No of Shares Underlying Depository Receipts | Total No of Shares Held (IV+V+VI) | Sharehold ing as a % of total no of shares (A+B+C2) | Number of Voting Rights held in each class of securities | | | | No of Shares Underlying Outstanding convertible securities (Including Warrants) | Shareholdin g as a % assuming full conversion of convertible Securities (as a percentage of diluted share capital) | Number of Locked in Shares | | Number of Shares pledged or otherwise encumbered | | Number of equity shares held in dematerial ized form |
|----------|---|------------|---------------------|--|---|---|-----------------------------------|---|--|---------|----------|-------------------------|---|--|----------------------------|-----------------------------|--|-----------------------------|--|
| | | | | | | | | | No of Voting Rights | | | Total as a % of {A+B+C} | | | No. | As a % of total Shares held | No. | As a % of total Shares held | |
| | | | | | | | | | Class X | Class Y | Total | | | | | | | | |
| | (I) | (II) | (III) | (IV) | (V) | (VI) | (VII) | (VIII) | (IX) | | | | (X) | (XI) | (XII) | | (XIII) | | (XIV) |
| (3) | Non-Institutions | | | | | | | | | | | | | | | | | | |
| (a) | i.Individual shareholders holding nominal share capital up to Rs.2 lakhs | | 29894 | 3420917 | 0 | 0 | 3420917 | 12.39 | 3420917 | 0 | 3420917 | 12.39 | 0 | 12.39 | 0 | 0.00 | NA | NA | 3394110 |
| | ii.Individual shareholders holding nominal share capital in excess of Rs. 2 Lakhs | | 23 | 2210644 | 0 | 0 | 2210644 | 8.01 | 2210644 | 0 | 2210644 | 8.01 | 0 | 8.01 | 0 | 0.00 | NA | NA | 2210644 |
| | KAPIL KUMAR AGARWAL | AACPA2412L | 1 | 462394 | 0 | 0 | 462394 | 1.68 | 462394 | 0 | 462394 | 1.68 | 0 | 1.68 | 0 | 0.00 | NA | NA | 462394 |
| | LATA BHANSHALI | AADPB8672N | 1 | 282406 | 0 | 0 | 282406 | 1.02 | 282406 | 0 | 282406 | 1.02 | 0 | 1.02 | 0 | 0.00 | NA | NA | 282406 |
| | | | | | | | | | | | | | | | | | | | |
| (b) | NBFCs Registered with RBI | | 3 | 14623 | 0 | 0 | 14623 | 0.05 | 14623 | 0 | 14623 | 0.05 | 0 | 0.05 | 0 | 0.00 | NA | NA | 14623 |
| (c) | Employee Trusts | | 0 | 0 | 0 | 0 | 0 | 0.00 | 0 | 0 | 0 | 0.00 | 0 | 0.00 | 0 | 0.00 | NA | NA | 0 |
| (d) | Overseas Depositories (Holding DRs)(Balancing figure) | | 0 | 0 | 0 | 0 | 0 | 0.00 | 0 | 0 | 0 | 0.00 | 0 | 0.00 | 0 | 0.00 | NA | NA | 0 |
| (e) | Any Other | | | | | | | | | | | | | | | | | | |
| | TRUSTS | | 2 | 172458 | 0 | 0 | 172458 | 0.62 | 172458 | 0 | 172458 | 0.62 | 0 | 0.62 | 0 | 0.00 | NA | NA | 171225 |
| | NON RESIDENT INDIANS | | 271 | 122707 | 0 | 0 | 122707 | 0.44 | 122707 | 0 | 122707 | 0.44 | 0 | 0.44 | 0 | 0.00 | NA | NA | 122707 |
| | CLEARING MEMBERS | | 59 | 22174 | 0 | 0 | 22174 | 0.08 | 22174 | 0 | 22174 | 0.08 | 0 | 0.08 | 0 | 0.00 | NA | NA | 22174 |
| | NON RESIDENT INDIAN NON REPATRIABLE | | 91 | 41857 | 0 | 0 | 41857 | 0.15 | 41857 | 0 | 41857 | 0.15 | 0 | 0.15 | 0 | 0.00 | NA | NA | 41857 |
| | BODIES CORPORATES | | 358 | 790023 | 0 | 0 | 790023 | 2.86 | 790023 | 0 | 790023 | 2.86 | 0 | 2.86 | 0 | 0.00 | NA | NA | 790023 |
| | Sub Total (B)(3) | | 30701 | 6795403 | 0 | 0 | 6795403 | 24.62 | 6795403 | 0 | 6795403 | 24.62 | 0 | 24.62 | 0 | 0.00 | NA | NA | 6767363 |
| | Total Public Shareholding (B) = (B)(1)+(B)(2)+(B)(3) | | 30740 | 19835349 | 0 | 0 | 19835349 | 71.87 | 19835349 | 0 | 19835349 | 71.87 | 0 | 71.87 | 0 | 0.00 | NA | NA | 19807309 |

Note: # As on 30th September, 2017 employees stock options granted to employees under ESOP 2014 Scheme outstanding are 849,519.



Table IV - Statement showing shareholding pattern of the Non Promoter - Non Public Shareholder

| Category | Category & Name of the Shareholder | PAN | No of Share-holders | No of fully paid up equity shares held | No of Partly paid-up equity shares held | No of Shares Underlying Depository Receipts | Total No of Shares Held (IV+V+VI) | Shareholding as a % of total no of shares (A+B+C2) | Number of Voting Rights held in each class of securities | | | No of Shares Underlying Outstanding convertible securities (Including Warrants) | Shareholding as a % assuming full conversion of convertible Securities (as a percentage of diluted share capital) | Number of Locked in Shares | | Number of Shares pledged or otherwise encumbered | | Number of equity shares held in dematerialized form | |
|----------|--|------|---------------------|--|---|---|-----------------------------------|--|--|---------|-------------------------|---|---|----------------------------|-----------------------------|--|-----------------------------|---|---|
| | | | | | | | | | No of Voting Rights | | Total as a % of (A+B+C) | | | No. | As a % of total Shares held | No. | As a % of total Shares held | | |
| | | | | | | | | | Class X | Class Y | Total | | | | | | | | |
| | (I) | (II) | (III) | (IV) | (V) | (VI) | (VII) | (VIII) | (IX) | | | (X) | (XI) | (XII) | | (XIII) | | (XIV) | |
| (1) | Custodian/DR Holder | | 0 | 0 | 0 | 0 | 0 | 0.00 | 0 | 0 | 0 | 0.00 | 0 | 0.00 | 0 | 0.00 | NA | NA | 0 |
| (2) | Employee Benefit Trust (under SEBI(Share based Employee Benefit) Regulations 2014) | | 0 | 0 | 0 | 0 | 0 | 0.00 | 0 | 0 | 0 | 0.00 | 0 | 0.00 | 0 | 0.00 | NA | NA | 0 |
| | Total Non-Promoter-Non Public Shareholding (C) = (C)(1)+(C)(2) | | 0 | 0 | 0 | 0 | 0 | 0.00 | 0 | 0 | 0 | 0.00 | 0 | 0.00 | 0 | 0.00 | | NA | 0 |



| Details of the shareholders acting as persons in Concert including their Shareholding: | | | |
|--|-------------|--------------|----------|
| Name of Shareholder | Name of PAC | No of shares | Holding% |
| | | | |
| Total: | | 0 | 0 |



Details of Shares which remain unclaimed may be given here along with details such as number of shareholders, outstanding shares held in demat/unclaimed suspense account

No of Shareholders

--

No of shares

--



Format of Holding of Specified securities

1. Name of Listed Entity: **UFO MOVIEZ INDIA LIMITED**

2. Scrip Code/Name of Scrip/Class of Security: **BSE Scrip Code: 539141**

NSE Symbol: UFO

3. Share Holding Pattern Filed under: Reg. 31(1)(a)/Reg.31(1)(b)/Reg.31(1)(c)

POST-MERGER

a. if under 31(1)(b) then indicate the report for quarter ending

b. if under 31(1)(c) then indicate date of allotment/extinguishment

NA

4. Declaration : The Listed entity is required to submit the following declaration to the extent of submission of information:

| Particulars | YES* | NO* |
|--|------------|-----------|
| a Whether the Listed Entity has issued any partly paid up shares | - | NO |
| b Whether the Listed Entity has issued any Convertible Securities or Warrants? | - | NO |
| c Whether the Listed Entity has any shares against which depository receipts are issued? | - | NO |
| d Whether the Listed Entity has any shares in locked-in? | YES | - |
| e Whether any shares held by promoters are pledge or otherwise encumbered? | YES | - |

*if the Listed Entity selects the option 'NO' for the questions above, the columns for the partly paid up shares, Outstanding Convertible Securities/Warrants, depository receipts, locked-in shares, No of shares pledged or otherwise encumbered by promoters, as applicable, shall not be displayed at the time of dissemination on the Stock Exchange website. Also wherever there is 'No' declared by Listed entity in above table the values will be considered as 'Zero' by default on submission of the format of holding of specified securities.

5 The tabular format for disclosure of holding of specified securities is as follows:

**Certified True Copy
For UFO Moviez India Limited**

S. S. Choudhary

Company Secretary

Table I - Summary Statement holding of specified securities

| Category | Category of Shareholder | No of Shareholders | No of fully paid up equity shares held | No of Partly paid-up equity shares held | No of Shares Underlying Depository Receipts | Total No of Shares Held (VII) = (IV)+(V)+(VI) | Shareholding as a % of total no of shares (As a % of (A+B+C2)) | Number of Voting Rights held in each class of securities | | | No of Shares Underlying Outstanding convertible securities (Including Warrants) | Shareholding as a % assuming full conversion of convertible Securities (as a percentage of diluted share capital) | Number of Locked in Shares | | Number of Shares pledged or otherwise encumbered | | Number of equity shares held in dematerialized form | |
|----------|---------------------------------|--------------------|--|---|---|---|--|--|---------|-------------------------|---|---|----------------------------|-----------------------------|--|-----------------------------|---|----------|
| | | | | | | | | No of Voting Rights | | Total as a % of (A+B+C) | | | No. | As a % of total Shares held | No. | As a % of total Shares held | | |
| | | | | | | | | Class X | Class Y | Total | | | | | | | | |
| (I) | (II) | (III) | (IV) | (V) | (VI) | (VII) | (VIII) | (IX) | | | (X) | (XI) | (XII) | | (XIII) | | (XIV) | |
| (A) | Promoter & Promoter Group | 8 | 7765452 | 0 | 0 | 7765452 | 19.21 | 7765452 | 0 | 7765452 | 19.21 | 0 | 19.21 | 5522442 | 71.12 | 481594 | 6.20 | 7765452 |
| (B) | Public | 30773 | 32653798 | 0 | 0 | 32653798 | 80.79 | 32653798 | 0 | 32653798 | 80.79 | 0 | 80.79 | 0 | 0.00 | NA | NA | 32625758 |
| (C) | Non Promoter-Non Public | | | | | | | | | | | | | | | | | |
| (C1) | Shares underlying DRs | 0 | 0 | 0 | 0 | 0 | NA | 0 | 0 | 0 | 0.00 | 0 | NA | 0 | 0.00 | NA | NA | 0 |
| (C2) | Shares held by Employees Trusts | 0 | 0 | 0 | 0 | 0 | 0.00 | 0 | 0 | 0 | 0.00 | 0 | 0.00 | 0 | 0.00 | NA | NA | 0 |
| | | | | | | | | | | | | | | | | | | |
| | Total: | 30781 | 40419250 | 0 | 0 | 40419250 | 100.00 | 40419250 | 0 | 40419250 | 100.00 | 0 | 100.00 | 5522442 | 13.66 | 481594 | 6.20 | 40391210 |



Table II - Statement showing shareholding pattern of the Promoter and Promoter Group

| Category | Category & Name of the Shareholder | PAN | No of Shareholders | No of fully paid up equity shares held | No of Partly paid-up equity shares held | No of Shares Underlying Depository Receipts | Total No of Shares Held (IV+V+VI) | Shareholding as a % of total no of shares (calculated as per SCRR, 1957 (VIII) As a % of (A+B+C2) | Number of Voting Rights held in each class of securities | | | No of Shares Underlying Outstanding convertible securities (Including Warrants) | Shareholding as a % assuming full conversion of convertible Securities (as a percentage of diluted share capital) (VII)+(X) As a % of (A+B+C2) | Number of Locked in Shares | | Number of Shares pledged or otherwise encumbered | | Number of equity shares held in dematerialized form | |
|----------|--|------------|--------------------|--|---|---|-----------------------------------|---|--|---------|--------|---|--|----------------------------|------------------------|--|------------------------|---|--------|
| | | | | | | | | | No of Voting Rights | | | Total as a % of (A+B+C) | | No. | As a % of total Shares | No. | As a % of total Shares | | |
| | | | | | | | | | Class X | Class Y | Total | | | | | | | | |
| | (I) | (II) | (III) | (IV) | (V) | (VI) | (VII) | (VIII) | (IX) | | | (X) | (XI) | (XII) | | (XIII) | | (XIV) | |
| (1) | Indian | | | | | | | | | | | | | | | | | | |
| (a) | Individuals/Hindu undivided Family | | 3 | 481795 | 0 | 0 | 481795 | 1.19 | 481795 | 0 | 481795 | 1.19 | 0 | 1.19 | 0 | 0.00 | 481594 | 99.96 | 481795 |
| | SANJAY SHANKAR GAIKWAD | AAAPG8554D | 1 | 263797 | 0 | 0 | 263797 | 0.65 | 263797 | 0 | 263797 | 0.65 | 0 | 0.65 | 0 | 0.00 | 263797 | 100.00 | 263797 |
| | UDAY SHANKAR GAIKWAD | AAMPG4304P | 1 | 201 | 0 | 0 | 201 | 0.00 | 201 | 0 | 201 | 0.00 | 0 | 0.00 | 0 | 0.00 | 0 | 0.00 | 201 |
| | AMEYA HETE | ABMPH9097B | 1 | 217797 | 0 | 0 | 217797 | 0.54 | 217797 | 0 | 217797 | 0.54 | 0 | 0.54 | 0 | 0.00 | 217797 | 100.00 | 217797 |
| (b) | Central Government/State Government(s) | | 0 | 0 | 0 | 0 | 0 | 0.00 | 0 | 0 | 0 | 0.00 | 0 | 0.00 | 0 | 0.00 | 0 | 0.00 | 0 |
| (c) | Financial Institutions/Banks | | 0 | 0 | 0 | 0 | 0 | 0.00 | 0 | 0 | 0 | 0.00 | 0 | 0.00 | 0 | 0.00 | 0 | 0.00 | 0 |



Table II - Statement showing shareholding pattern of the Promoter and Promoter Group

| Category | Category & Name of the Shareholder | PAN | No of Shareholders | No of fully paid up equity shares held | No of Partly paid-up equity shares held | No of Shares Underlying Depository Receipts | Total No of Shares Held (IV+V+VI) | Shareholding as a % of total no of shares (calculated as per SCRR, 1957 (VIII) As a % of (A+B+C2) | Number of Voting Rights held in each class of securities | | | No of Shares Underlying Outstanding convertible securities (Including Warrants) | Shareholding as a % assuming full conversion of convertible Securities (as a percentage of diluted share capital) (VII)+(X) As a % of (A+B+C2) | Number of Locked in Shares | | Number of Shares pledged or otherwise encumbered | | Number of equity shares held in dematerialized form | |
|----------|--|------------|--------------------|--|---|---|-----------------------------------|---|--|----------|----------------|---|--|----------------------------|------------------------|--|------------------------|---|----------------|
| | | | | | | | | | No of Voting Rights | | | Total as a % of (A+B+C) | | No. | As a % of total Shares | No. | As a % of total Shares | | |
| | | | | | | | | | Class X | Class Y | Total | | | | | | | | |
| | (I) | (II) | (III) | (IV) | (V) | (VI) | (VII) | (VIII) | (IX) | | | (X) | (XI) | (XII) | | (XIII) | | (XIV) | |
| (d) | Any Other | | 5 | 7283657 | 0 | 0 | 7283657 | 18.02 | 7283657 | 0 | 7283657 | 18.02 | 0 | 18.02 | 5522442 | 75.82 | 0 | 0 | 7283657 |
| | ADVENT FISCAL PRIVATE LIMITED | AAACA5333K | 1 | 737182 | 0 | 0 | 737182 | 1.82 | 737182 | 0 | 737182 | 1.82 | 0 | 1.82 | 0 | 0.00 | 0 | 0.00 | 737182 |
| | NIFTY PORTFOLIO SERVICES PVT LTD | AAACN1994R | 1 | 542136 | 0 | 0 | 542136 | 1.34 | 542136 | 0 | 542136 | 1.34 | 0 | 1.34 | 0 | 0.00 | 0 | 0.00 | 542136 |
| | APOLLO INTERNATIONAL LIMITED | AAACA6447N | 1 | 2266417 | 0 | 0 | 2266417 | 5.61 | 2266417 | 0 | 2266417 | 5.61 | 0 | 5.61 | 1784975 | 78.76 | 0 | 0.00 | 2266417 |
| | VALUABLE TECHNOLOGIES LIMITED | AACCV2732P | 1 | 2243657 | 0 | 0 | 2243657 | 5.55 | 2243657 | 0 | 2243657 | 5.55 | 0 | 5.55 | 2243315 | 99.98 | 0 | 0.00 | 2243657 |
| | VALUABLE MEDIA LIMITED | AACCV5963G | 1 | 1494265 | 0 | 0 | 1494265 | 3.70 | 1494265 | 0 | 1494265 | 3.70 | 0 | 3.70 | 1494152 | 99.99 | 0 | 0.00 | 1494265 |
| | Sub-Total (A)(1) | | 8 | 7765452 | 0 | 0 | 7765452 | 19.21 | 7765452 | 0 | 7765452 | 19.21 | 0 | 19.21 | 5522442 | 71.12 | 481594 | 6.20 | 7765452 |
| (2) | Foreign | | | | | | | 0.00 | | | | 0.00 | | 0.00 | | | | | |
| (a) | Individuals (Non-Resident Individuals/Foreign Individuals) | | 0 | 0 | 0 | 0 | 0 | 0.00 | 0 | 0 | 0 | 0.00 | 0 | 0.00 | 0 | 0.00 | 0 | 0.00 | 0 |
| (b) | Government | | 0 | 0 | 0 | 0 | 0 | 0.00 | 0 | 0 | 0 | 0.00 | 0 | 0.00 | 0 | 0.00 | 0 | 0.00 | 0 |
| (c) | Institutions | | 0 | 0 | 0 | 0 | 0 | 0.00 | 0 | 0 | 0 | 0.00 | 0 | 0.00 | 0 | 0.00 | 0 | 0.00 | 0 |
| (d) | Foreign Portfolio Investor | | 0 | 0 | 0 | 0 | 0 | 0.00 | 0 | 0 | 0 | 0.00 | 0 | 0.00 | 0 | 0.00 | 0 | 0.00 | 0 |
| (e) | Any Other | | 0 | 0 | 0 | 0 | 0 | 0.00 | 0 | 0 | 0 | 0.00 | 0 | 0.00 | 0 | 0.00 | 0 | 0.00 | 0 |
| | Sub-Total (A)(2) | | 0 | 0 | 0 | 0 | 0 | 0.00 | 0 | 0 | 0 | 0.00 | 0 | 0.00 | 0 | 0.00 | 0 | 0.00 | 0 |
| | Total Shareholding of Promoter and Promoter Group (A)=(A)(1)+(A)(2) | | 8 | 7765452 | 0 | 0 | 7765452 | 19.21 | 7765452 | 0 | 7765452 | 19.21 | 0 | 19.21 | 5522442 | 71.12 | 481594 | 6.20 | 7765452 |



Table III - Statement showing shareholding pattern of the Public shareholder

| Category | Category & Name of the Shareholder | PAN | No of Shareholders | No of fully paid up equity shares held | No of Partly paid-up equity shares held | No of Shares Underlying Depository Receipts | Total No of Shares Held (IV+V+VI) | Shareholding as a % of total no of shares (A+B+C2) | Number of Voting Rights held in each class of securities | | | | No of Shares Underlying Outstanding convertible securities (Including Warrants) | Shareholding as a % assuming full conversion of convertible Securities (as a percentage of diluted share capital) | Number of Locked in Shares | | Number of Shares pledged or otherwise encumbered | | Number of equity shares held in dematerialized form |
|----------|--|------------|--------------------|--|---|---|-----------------------------------|--|--|---------|---------|-------------------------|---|---|----------------------------|-----------------------------|--|-----------------------------|---|
| | | | | | | | | | No of Voting Rights | | | Total as a % of (A+B+C) | | | No. | As a % of total Shares held | No. | As a % of total Shares held | |
| | | | | | | | | | Class X | Class Y | Total | | | | | | | | |
| | (I) | (II) | (III) | (IV) | (V) | (VI) | (VII) | (VIII) | (IX) | | | | (X) | (XI) | (XII) | | (XIII) | | (XIV) |
| (1) | Institutions | | | | | | | | | | | | | | | | | | |
| (a) | Mutual Funds | | 16 | 5960822 | 0 | 0 | 5960822 | 14.75 | 5960822 | 0 | 5960822 | 14.75 | 0 | 14.75 | 0 | 0.00 | NA | NA | 5960822 |
| | DSP BLACKROCK MIP FUND | AAAJD0430B | 1 | 1298627 | 0 | 0 | 1298627 | 3.21 | 1298627 | 0 | 1298627 | 3.21 | 0 | 3.21 | 0 | 0.00 | NA | NA | 1298627 |
| | RELIANCE CAPITAL TRUSTEE CO LTD A/C RELIANCE MONTHLY INCOME PLAN | AAATR0090B | 9 | 1857739 | 0 | 0 | 1857739 | 4.60 | 1857739 | 0 | 1857739 | 4.60 | 0 | 4.60 | 0 | 0.00 | NA | NA | 1857739 |
| | SBI MAGNUM GLOBAL FUND | AABTS6407Q | 4 | 2609456 | 0 | 0 | 2609456 | 6.46 | 2609456 | 0 | 2609456 | 6.46 | 0 | 6.46 | 0 | 0.00 | NA | NA | 2609456 |
| (b) | Venture Capital Funds | | 1 | 5432458 | 0 | 0 | 5432458 | 13.44 | 5432458 | 0 | 5432458 | 13.44 | 0 | 13.44 | 0 | 0.00 | NA | NA | 5432458 |
| | ICICI VENTURE FUNDS MANAGEMENT COMPANY LIMITED | | 1 | 5432458 | 0 | 0 | 5432458 | 13.44 | 5432458 | 0 | 5432458 | 13.44 | 0 | 13.44 | 0 | 0.00 | NA | NA | 5432458 |
| (c) | Alternate Investment Funds | | 2 | 87500 | 0 | 0 | 87500 | 0.22 | 87500 | 0 | 87500 | 0.22 | 0 | 0.22 | 0 | 0.00 | NA | NA | 87500 |
| (d) | Foreign Venture Capital Investors | | 1 | 5251608 | 0 | 0 | 5251608 | 12.99 | 5251608 | 0 | 5251608 | 12.99 | 0 | 12.99 | 0 | 0.00 | NA | NA | 5251608 |
| | P5 ASIA HOLDING INVESTMENTS (MAURITIUS) LIMITED | AAECP1949E | 1 | 5251608 | 0 | 0 | 5251608 | 12.99 | 5251608 | 0 | 5251608 | 12.99 | 0 | 12.99 | 0 | 0.00 | NA | NA | 5251608 |
| (e) | Foreign Portfolio Investors | | 15 | 1015307 | 0 | 0 | 1015307 | 2.51 | 1015307 | 0 | 1015307 | 2.51 | 0 | 2.51 | 0 | 0.00 | NA | NA | 1015307 |
| | KUROTO FUND LP | AAGFK5937L | 1 | 538368 | 0 | 0 | 538368 | 1.33 | 538368 | 0 | 538368 | 1.33 | 0 | 1.33 | 0 | 0.00 | NA | NA | 538368 |
| (f) | Financial Institutions/Banks | | 2 | 31674 | 0 | 0 | 31674 | 0.08 | 31674 | 0 | 31674 | 0.08 | 0 | 0.08 | 0 | 0.00 | NA | NA | 31674 |
| (f) | Banks | | 3 | 948482 | 0 | 0 | 948482 | 2.35 | 948482 | 0 | 948482 | 2.35 | 0 | 2.35 | 0 | 0.00 | NA | NA | 948482 |
| | Canara Bank | | 1 | 406492 | 0 | 0 | 406492 | 1.01 | 406492 | 0 | 406492 | 1.01 | 0 | 1.01 | 0 | 0.00 | NA | NA | 406492 |



Table III - Statement showing shareholding pattern of the Public shareholder

| Category | Category & Name of the Shareholder | PAN | No of Share-holders | No of fully paid up equity shares held | No of Partly paid-up equity shares held | No of Shares Underlying Depository Receipts | Total No of Shares Held (IV+V+VI) | Sharehold ing as a % of total no of shares (A+B+C2) | Number of Voting Rights held in each class of securities | | | No of Shares Underlying Outstanding convertible securities (Including Warrants) | Shareholdin g as a % assuming full conversion of convertible Securities (as a percentage of diluted share capital) | Number of Locked in Shares | | Number of Shares pledged or otherwise encumbered | | Number of equity shares held in dematerialized form | |
|----------|---|------------|---------------------|--|---|---|-----------------------------------|---|--|---------|----------|---|--|----------------------------|-----|--|-----|---|----------|
| | | | | | | | | | No of Voting Rights | | | Total as a % of (A+B+C) | | | No. | As a % of total Shares held | No. | As a % of total Shares held | |
| | | | | | | | | | Class X | Class Y | Total | | | | | | | | |
| | (I) | (II) | (III) | (IV) | (V) | (VI) | (VII) | (VIII) | (IX) | | | (X) | (XI) | (XII) | | (XIII) | | (XIV) | |
| (g) | Insurance Companies | | 2 | 379694 | 0 | 0 | 379694 | 0.94 | 379694 | 0 | 379694 | 0.94 | 0 | 0.94 | 0 | 0.00 | NA | NA | 379694 |
| | RELIANCE NIPPON LIFE INSURANCE COMPANY LIMITED | AADCA1410E | 2 | 379694 | 0 | 0 | 379694 | 0.94 | 379694 | 0 | 379694 | 0.94 | 0 | 0.94 | 0 | 0.00 | NA | NA | 379694 |
| (h) | Provident Funds/Pension Funds | | 0 | 0 | 0 | 0 | 0 | 0.00 | 0 | 0 | 0 | 0.00 | 0 | 0.00 | 0 | 0.00 | NA | NA | 0 |
| (i) | Any Other | | | | | | | 0.00 | | | | 0.00 | | 0.00 | | | | | |
| | FOREIGN CORPORATE BODIES | | 1 | 313341 | 0 | 0 | 313341 | 0.78 | 313341 | 0 | 313341 | 0.78 | 0 | 0.78 | 0 | 0.00 | NA | NA | 313341 |
| | EXCEL WAY INTERNATIONAL LTD | AAECE0549B | 1 | 313341 | 0 | 0 | 313341 | 0.78 | 313341 | 0 | 313341 | 0.78 | 0 | 0.78 | 0 | 0.00 | NA | NA | 313341 |
| | | | | | | | | 0.00 | | | | 0.00 | | 0.00 | | | | | |
| | FOREIGN CORPORATE BODIES | | 2 | 2231405 | 0 | 0 | 2231405 | 5.52 | 2231405 | 0 | 2231405 | 5.52 | 0 | 5.52 | 0 | 0.00 | NA | NA | 2231405 |
| | M/S. Real Image LLP | | 1 | 1882878 | 0 | 0 | 1882878 | 4.66 | 1882878 | 0 | 1882878 | 4.66 | 0 | 4.66 | 0 | 0.00 | NA | NA | 1882878 |
| | Trans Global Technologies Inc. | | 1 | 348527 | 0 | 0 | 348527 | 0.86 | 348527 | 0 | 348527 | 0.86 | 0 | 0.86 | 0 | 0.00 | NA | NA | 348527 |
| | | | | | | | | | | | | | | | | | | | |
| | Sub Total (B){1} | | 45 | 21652291 | 0 | 0 | 21652291 | 53.57 | 21652291 | 0 | 21652291 | 53.57 | 0 | 53.57 | 0 | 0.00 | NA | NA | 21652291 |
| (2) | Central Government/State Government(s)/President of India | | 0 | 0 | 0 | 0 | 0 | 0.00 | 0 | 0 | 0 | 0.00 | 0 | 0.00 | 0 | 0.00 | NA | NA | 0 |



Table III - Statement showing shareholding pattern of the Public shareholder

| Category | Category & Name of the Shareholder | PAN | No of Shareholders | No of fully paid up equity shares held | No of Partly paid-up equity shares held | No of Shares Underlying Depository Receipts | Total No of Shares Held (IV+V+VI) | Shareholding as a % of total no of shares (A+B+C2) | Number of Voting Rights held in each class of securities | | | | No of Shares Underlying Outstanding convertible securities (Including Warrants) | Shareholding as a % assuming full conversion of convertible Securities (as a percentage of diluted share capital) | Number of Locked in Shares | | Number of Shares pledged or otherwise encumbered | | Number of equity shares held in dematerialized form |
|----------|---|------------|--------------------|--|---|---|-----------------------------------|--|--|---------|---------|-------------------------|---|---|----------------------------|-----------------------------|--|-----------------------------|---|
| | | | | | | | | | No of Voting Rights | | | Total as a % of (A+B+C) | | | No. | As a % of total Shares held | No. | As a % of total Shares held | |
| | | | | | | | | | Class X | Class Y | Total | | | | | | | | |
| | (I) | (II) | (III) | (IV) | (V) | (VI) | (VII) | (VIII) | (IX) | | | | (X) | (XI) | (XII) | | (XIII) | | (XIV) |
| | Sub Total (B)(2) | | 0 | 0 | 0 | 0 | 0 | 0.00 | 0 | 0 | 0 | 0.00 | 0 | 0.00 | 0 | 0.00 | NA | NA | 0 |
| (3) | Non-Institutions | | | | | | | | | | | | | | | | | | |
| (a) | i.Individual shareholders holding nominal share capital up to Rs.2 lakhs | | 29894 | 3420917 | 0 | 0 | 3420917 | 8.46 | 3420917 | 0 | 3420917 | 8.46 | 0 | 8.46 | 0 | 0.00 | NA | NA | 3394110 |
| | ii.Individual shareholders holding nominal share capital in excess of Rs. 2 Lakhs | | 23 | 2210644 | 0 | 0 | 2210644 | 5.47 | 2210644 | 0 | 2210644 | 5.47 | 0 | 5.47 | 0 | 0.00 | NA | NA | 2210644 |
| | KAPIL KUMAR AGARWAL | AACPA2412L | 1 | 462394 | 0 | 0 | 462394 | 1.14 | 462394 | 0 | 462394 | 1.14 | 0 | 1.14 | 0 | 0.00 | NA | NA | 462394 |
| | LATA BHANSHALI | AADPB8672N | 1 | 282406 | 0 | 0 | 282406 | 0.70 | 282406 | 0 | 282406 | 0.70 | 0 | 0.70 | 0 | 0.00 | NA | NA | 282406 |
| | | | | | | | | | | | | 0.00 | | 0.00 | | | | | |
| (a) | i.Individual shareholders holding nominal share capital up to Rs.1 lakhs | | 11 | 77069 | 0 | 0 | 77069 | 0.19 | 77069 | 0 | 77069 | 0.19 | 0 | 0.19 | 0 | 0.00 | NA | NA | 77069 |
| | ii.Individual shareholders holding nominal share capital in excess of Rs. 1 Lakhs | | 14 | 2905365 | 0 | 0 | 2905365 | 7.19 | 2905365 | 0 | 2905365 | 7.19 | 0 | 7.19 | 0 | 0.00 | NA | NA | 2905365 |
| | Mr. Arun Veerappan | | 1 | 227882 | 0 | 0 | 227882 | 0.56 | 227882 | 0 | 227882 | 0.56 | 0 | 0.56 | 0 | 0.00 | NA | NA | 227882 |
| | Mr. V. Senthil Kumar | | 1 | 621784 | 0 | 0 | 621784 | 1.54 | 621784 | 0 | 621784 | 1.54 | 0 | 1.54 | 0 | 0.00 | NA | NA | 621784 |
| | Mrs. Meena Veerappan | | 1 | 387553 | 0 | 0 | 387553 | 0.96 | 387553 | 0 | 387553 | 0.96 | 0 | 0.96 | 0 | 0.00 | NA | NA | 387553 |
| | Mr. P.C. Sreeram | | 1 | 273574 | 0 | 0 | 273574 | 0.68 | 273574 | 0 | 273574 | 0.68 | 0 | 0.68 | 0 | 0.00 | NA | NA | 273574 |
| | Mr. P. Jayendra | | 1 | 472398 | 0 | 0 | 472398 | 1.17 | 472398 | 0 | 472398 | 1.17 | 0 | 1.17 | 0 | 0.00 | NA | NA | 472398 |
| | | | | | | | | 0.00 | | | | 0.00 | | 0.00 | | | | | |
| | Mr. V. Sivakumar | | 1 | 143153 | 0 | 0 | 143153 | 0.35 | 143153 | 0 | 143153 | 0.35 | 0 | 0.35 | 0 | 0.00 | NA | NA | 143153 |
| | Mr. Raja Enok | | 1 | 34029 | 0 | 0 | 34029 | 0.08 | 34029 | 0 | 34029 | 0.08 | 0 | 0.08 | 0 | 0.00 | NA | NA | 34029 |
| | Mr. S. Gunaseelan | | 1 | 22941 | 0 | 0 | 22941 | 0.06 | 22941 | 0 | 22941 | 0.06 | 0 | 0.06 | 0 | 0.00 | NA | NA | 22941 |
| | Mr. D. Ashok Kumar | | 1 | 22941 | 0 | 0 | 22941 | 0.06 | 22941 | 0 | 22941 | 0.06 | 0 | 0.06 | 0 | 0.00 | NA | NA | 22941 |
| | Viju Thomas | | 1 | 18353 | 0 | 0 | 18353 | 0.05 | 18353 | 0 | 18353 | 0.05 | 0 | 0.05 | 0 | 0.00 | NA | NA | 18353 |
| | Sudha Panchapakesan | | 1 | 34580 | 0 | 0 | 34580 | 0.09 | 34580 | 0 | 34580 | 0.09 | 0 | 0.09 | 0 | 0.00 | NA | NA | 34580 |

Table III - Statement showing shareholding pattern of the Public shareholder

| Category | Category & Name of the Shareholder | PAN | No of Shareholders | No of fully paid up equity shares held | No of Partly paid-up equity shares held | No of Shares Underlying Depository Receipts | Total No of Shares Held (IV+V+VI) | Shareholding as a % of total no of shares (A+B+C2) | Number of Voting Rights held in each class of securities | | | | No of Shares Underlying Outstanding convertible securities (Including Warrants) | Shareholding as a % assuming full conversion of convertible Securities (as a percentage of diluted share capital) | Number of Locked in Shares | | Number of Shares pledged or otherwise encumbered | | Number of equity shares held in dematerialized form |
|----------|--|------|--------------------|--|---|---|-----------------------------------|--|--|---------|----------|-------------------------|---|---|----------------------------|-----------------------------|--|-----------------------------|---|
| | | | | | | | | | No of Voting Rights | | | Total as a % of (A+B+C) | | | No. | As a % of total Shares held | No. | As a % of total Shares held | |
| | | | | | | | | | Class X | Class Y | Total | | | | | | | | |
| | (I) | (II) | (III) | (IV) | (V) | (VI) | (VII) | (VIII) | (IX) | | | (X) | (XI) | (XII) | | (XIII) | | (XIV) | |
| | A.S. Narayanan | | 1 | 11333 | 0 | 0 | 11333 | 0.03 | 11333 | 0 | 11333 | 0.03 | 0 | 0.03 | 0 | 0.00 | NA | NA | 11333 |
| | Gowri Padmanabh | | 1 | 11914 | 0 | 0 | 11914 | 0.03 | 11914 | 0 | 11914 | 0.03 | 0 | 0.03 | 0 | 0.00 | NA | NA | 11914 |
| | ESOP Pool 1- Pending Allotment | | 1 | 229412 | 0 | 0 | 229412 | 0.57 | 229412 | 0 | 229412 | 0.57 | 0 | 0.57 | 0 | 0.00 | NA | NA | 229412 |
| | ESOP Pool 2- Pending Allotment | | 1 | 57353 | 0 | 0 | 57353 | 0.14 | 57353 | 0 | 57353 | 0.14 | 0 | 0.14 | 0 | 0.00 | NA | NA | 57353 |
| | Mrs. Vee. Vijayalakshmi | | 1 | 178941 | 0 | 0 | 178941 | 0.44 | 178941 | 0 | 178941 | 0.44 | 0 | 0.44 | 0 | 0.00 | NA | NA | 178941 |
| | Mr M V Ramachandran | | 1 | 198824 | 0 | 0 | 198824 | 0.49 | 198824 | 0 | 198824 | 0.49 | 0 | 0.49 | 0 | 0.00 | NA | NA | 198824 |
| | | | | | | | | 0.00 | | | | 0.00 | | 0.00 | | | | | |
| | | | | | | | | 0.00 | | | | 0.00 | | 0.00 | | | | | |
| (b) | NBFCs Registered with RBI | | 3 | 14623 | 0 | 0 | 14623 | 0.04 | 14623 | 0 | 14623 | 0.04 | 0 | 0.04 | 0 | 0.00 | NA | NA | 14623 |
| (c) | Employee Trusts | | 0 | 0 | 0 | 0 | 0 | 0.00 | 0 | 0 | 0 | 0.00 | 0 | 0.00 | 0 | 0.00 | NA | NA | 0 |
| (d) | Overseas Depositories (Holding DRs)(Balancing figure) | | 0 | 0 | 0 | 0 | 0 | 0.00 | 0 | 0 | 0 | 0.00 | 0 | 0.00 | 0 | 0.00 | NA | NA | 0 |
| (e) | Any Other | | | | | | | 0.00 | | | | 0.00 | | 0.00 | | | | | |
| | TRUSTS | | 2 | 172458 | 0 | 0 | 172458 | 0.43 | 172458 | 0 | 172458 | 0.43 | 0 | 0.43 | 0 | 0.00 | NA | NA | 171225 |
| | | | | | | | | 0.00 | | | | 0.00 | | 0.00 | | | | | |
| | TRUSTS | | 1 | 6,19,597 | 0 | 0 | 6,19,597 | 1.53 | 6,19,597 | 0 | 6,19,597 | 1.53 | 0 | 1.53 | 0 | 0.00 | | | 6,19,597 |
| | Arun Veerappan & P. Jayendra, Trustees of RIMT Employees Trust | | 1 | 6,19,597 | 0 | 0 | 6,19,597 | 1.53 | 6,19,597 | 0 | 6,19,597 | 1.53 | 0 | 1.53 | 0 | 0.00 | | | 6,19,597 |
| | | | | | | | | 0.00 | | | | 0.00 | | 0.00 | | | | | |
| | NON RESIDENT INDIANS | | 271 | 122707 | 0 | 0 | 122707 | 0.30 | 122707 | 0 | 122707 | 0.30 | 0 | 0.30 | 0 | 0.00 | NA | NA | 122707 |
| | CLEARING MEMBERS | | 59 | 22174 | 0 | 0 | 22174 | 0.05 | 22174 | 0 | 22174 | 0.05 | 0 | 0.05 | 0 | 0.00 | NA | NA | 22174 |
| | NON RESIDENT INDIAN NON REPATRIABLE | | 91 | 41857 | 0 | 0 | 41857 | 0.10 | 41857 | 0 | 41857 | 0.10 | 0 | 0.10 | 0 | 0.00 | NA | NA | 41857 |
| | BODIES CORPORATES | | 358 | 790023 | 0 | 0 | 790023 | 1.95 | 790023 | 0 | 790023 | 1.95 | 0 | 1.95 | 0 | 0.00 | NA | NA | 790023 |
| | BODIES CORPORATES | | 1 | 604073 | 0 | 0 | 604073 | 1.49 | 604073 | 0 | 604073 | 1.49 | 0 | 1.49 | 0 | 0.00 | NA | NA | 604073 |

Table III - Statement showing shareholding pattern of the Public shareholder

| Category | Category & Name of the Shareholder | PAN | No of Shareholders | No of fully paid up equity shares held | No of Partly paid-up equity shares held | No of Shares Underlying Depository Receipts | Total No of Shares Held (IV+V+VI) | Shareholding as a % of total no of shares (A+B+C2) | Number of Voting Rights held in each class of securities | | | | No of Shares Underlying Outstanding convertible securities (Including Warrants) | Shareholding as a % assuming full conversion of convertible Securities (as a percentage of diluted share capital) | Number of Locked in Shares | | Number of Shares pledged or otherwise encumbered | | Number of equity shares held in dematerialized form |
|----------|--|------|--------------------|--|---|---|-----------------------------------|--|--|---------|----------|-------------------------|---|---|----------------------------|-----------------------------|--|-----------------------------|---|
| | | | | | | | | | No of Voting Rights | | | Total as a % of (A+B+C) | | | No. | As a % of total Shares held | No. | As a % of total Shares held | |
| | | | | | | | | | Class X | Class Y | Total | | | | | | | | |
| | (I) | (II) | (III) | (IV) | (V) | (VI) | (VII) | (VIII) | (IX) | | | | (X) | (XI) | (XII) | | (XIII) | | (XIV) |
| | Payone Enterprise Pvt. Ltd. (Series B) | | 1 | 604073 | 0 | 0 | 604073 | 1.49 | 604073 | 0 | 604073 | 1.49 | 0 | 1.49 | 0 | 0.00 | NA | NA | 604073 |
| | Sub Total (B)(3) | | 30728 | 1,10,01,507 | 0 | 0 | 10381910 | 25.69 | 10381910 | 0 | 10381910 | 25.6856 | 0 | 25.69 | 0 | 0 | NA | NA | 10353870 |
| | | | | | | | | | | | | | | | | | | | |
| | | | | | | | | | | | | | | | | | | | |
| | Total Public Shareholding (B) = (B)(1)+(B)(2)+(B)(3) | | 30773 | 3,26,53,798 | 0 | 0 | 32653798 | 80.79 | 32653798 | 0 | 32653798 | 80.7877 | 0 | 80.7877385 | 0 | 0 | NA | NA | 32625758 |

Note: As on date Employees stock options granted to employees under ESOP 2014 Scheme outstanding are 839,519.

Note: The Company will issue ESOP to 375000 ESOP holders of QDCPL in ratio of 13:17



Table IV - Statement showing shareholding pattern of the Non Promoter - Non Public Shareholder

| Category | Category & Name of the Shareholder | PAN | No of Shareholders | No of fully paid up equity shares held | No of Partly paid-up equity shares held | No of Shares Underlying Depository Receipts | Total No of Shares Held (IV+V+VI) | Shareholding as a % of total no of shares (A+B+C2) | Number of Voting Rights held in each class of securities | | | No of Shares Underlying Outstanding convertible securities (Including Warrants) | Shareholding as a % assuming full conversion of convertible Securities (as a percentage of diluted share capital) | Number of Locked in Shares | | Number of Shares pledged or otherwise encumbered | | Number of equity shares held in dematerialized form | |
|----------|--|------|--------------------|--|---|---|-----------------------------------|--|--|---------|-------------------------|---|---|----------------------------|-----------------------------|--|-----------------------------|---|---|
| | | | | | | | | | No of Voting Rights | | Total as a % of (A+B+C) | | | No. | As a % of total Shares held | No. | As a % of total Shares held | | |
| | | | | | | | | | Class X | Class Y | Total | | | | | | | | |
| | (I) | (II) | (III) | (IV) | (V) | (VI) | (VII) | (VIII) | (IX) | | | (X) | (XI) | (XII) | | (XIII) | | (XIV) | |
| (1) | Custodian/DR Holder | | 0 | 0 | 0 | 0 | 0 | 0.00 | 0 | 0 | 0 | 0.00 | 0 | 0.00 | 0 | 0.00 | NA | NA | 0 |
| (2) | Employee Benefit Trust (under SEBI(Share based Employee Benefit) Regulations 2014) | | 0 | 0 | 0 | 0 | 0 | 0.00 | 0 | 0 | 0 | 0.00 | 0 | 0.00 | 0 | 0.00 | NA | NA | 0 |
| | Total Non-Promoter-Non Public Shareholding (C) = (C)(1)+(C)(2) | | 0 | 0 | 0 | 0 | 0 | 0.00 | 0 | 0 | 0 | 0.00 | 0 | 0.00 | 0 | 0.00 | | NA | 0 |



| Details of the shareholders acting as persons in Concert including their Shareholding: | | | |
|--|-------------|--------------|----------|
| Name of Shareholder | Name of PAC | No of shares | Holding% |
| | | | |
| Total: | | 0 | 0 |



| | |
|---|--------------|
| Details of Shares which remain unclaimed may be given hear along with details such as number of shareholders, outstanding shares held in demat/unclaimed suspense account | |
| No of Shareholders | No of shares |
| -- | -- |

