

Date: December 11, 2017

To,
Listing Compliance Department
National Stock Exchange of India Limited
'Exchange Plaza'. C-1, Block G,
Bandra Kurla Complex, Bandra (E),
Mumbai - 400 051

Dear Ma'am,

Kind Attn: Ms. Ekta Shah, Asst. Manager

Ref: Response to query list uploaded on December 01, 2017 – Application Case No. 14181

Sub.: Composite Scheme of Arrangement and Amalgamation between UFO Moviez India Limited, Qube Cinema Technologies Private Limited, Qube Digital Cinema Private Limited and Moviebuff Private Limited and PJSA Technosoft Private Limited and their respective shareholders and creditors under sections 230 to 232 and other relevant provisions of the Companies Act, 2013

NSE Query: Request you to kindly submit the Audited Financials of last 3 years of all the Companies involved in the Scheme. (Financials not being more than 6 months old and as per the format given in Annexure I of the checklist)

Uploaded on NEAPS Portal

Also we have uploaded the following revised documents on NEAPS Portal:

1. Shareholding pattern in accordance with Regulation 31 (1) of the SEBI (LODR) Regulations, 2015 - for pre and post scheme of arrangement of all the companies involved in the scheme.
2. Brief details of the transferee/resulting and transferor/demerged companies as per format enclosed at Annexure II of this checklist.

Thanking you,
For UFO Moviez India Limited

S. S. Chavan
Sameer Chavan
Company Secretary



Encl: a/a

The financial details of companies for the previous 3 years as per the audited statement of Accounts:
Consolidated

Name of the Company: UFO Moviez India Limited

(Rs. in Crores)

Particulars	Quarter ended Jun 17 (Unaudited)	As per last Audited Financial Year (Audited)	1 year prior to the last Audited Financial Year (Audited)	2 years prior to the last Audited Financial Year (Audited)
	Q1FY18 (INDAS)	FY 2016-2017 (IGAAP)	FY 2015-2016 (IGAAP)	FY 2014-2015 (IGAAP)
Equity Paid up Capital	27.60	27.60	27.50	25.90
Reserves and surplus	391.52	550.75	488.97	427.37
Carry forward losses		-	-	-
Net Worth	419.12	578.35	516.47	453.26
Miscellaneous Expenditure		-	-	-
Secured Loans	68.69	73.29	93.15	117.40
Unsecured Loans	-	-	-	
Fixed Assets	267.62	268.48	299.08	315.86
Income from Operations	153.68	597.21	570.06	479.34
Total Income	156.72	604.23	576.80	484.39
Total Expenditure	135.60	508.35	478.75	415.56
Profit before Tax	21.12	95.88	98.05	68.83
Profit after Tax	13.67	63.16	63.46	48.81
Cash profit	13.67	63.16	63.46	48.81
EPS	4.98	22.89	24.22	17.65
Book value	419.12	578.35	516.47	453.26

Note: The financials should not be more than 6 months old. In such cases additional column may be added to provide the latest financials.

Please note that for existing Listed Company, provide the last Annual Report and the audited / unaudited financials of the latest quarter (were it is due) accompanied mandatorily by the Limited Review Report of the auditor.

For UFO Moviez India Limited

S.S. Chavan

Sameer Chavan
Company Secretary



The financial details of companies for the previous 3 years as per the audited statement of Accounts: Standalone

Name of the Company: UFO Moviez India Limited

(Rs. in Crores)

Particulars	Unaudited	As per last Audited Financial Year (Audited)	1 year prior to the last Audited Financial Year (Audited)	2 years prior to the last Audited Financial Year (Audited)
	Q1FY18 (INDAS)	FY 2016-2017 (IGAAP)	FY 2015-2016 (IGAAP)	FY 2014-2015 (IGAAP)
Equity Paid up Capital	27.60	27.60	27.50	25.90
Reserves and surplus	477.92	469.79	413.97	370.32
Carry forward losses	0.00	0.00	0.00	0.00
Net Worth	505.52	497.39	441.47	396.22
Miscellaneous Expenditure	0.00	0.00	0.00	0.00
Secured Loans	53.74	59.34	64.43	93.04
Unsecured Loans	0.00	0.00	0.00	0.00
Fixed Assets	215.18	211.33	224.03	242.05
Income from Operations	97.40	386.60	349.58	299.91
Total Income	99.03	403.72	364.47	304.96
Total Expenditure	85.94	327.00	292.05	265.13
Profit before Tax	13.10	76.73	72.42	39.83
Profit after Tax (Total Comprehensive Income)	8.62	54.31	50.99	25.54
Cash profit	24.20	115.80	109.75	84.98
EPS	3.14	19.68	19.46	8.66
Book value	505.52	497.39	441.47	396.22

For UFO Moviez India Limited

S. S. Chavan

Sameer Chavan
Company Secretary



PJSA TECHNOSOFT PRIVATE LIMITED

Regd. Office: 2602, Wing C, Oberoi Splendor, Opp. Majas Depot, JVLR, Andheri (East),
Mumbai, Maharashtra – 400 060
CIN No: U74999MH2017PTC300940

Annexure 1

Name of the Company: PJSA Technosoft Private Limited

(in Rs.)

	Unaudited	As per last Audited Financial Year	1 year prior to the last Audited Financial Year	2 years prior to the last Audited Financial Year
	Oct 17, 2017 to Oct 31, 2017	FY 2016-2017	FY 2015-2016	FY 2014-2015
Equity Paid up Capital	100,000.00	NA	NA	NA
Reserves and surplus	-	NA	NA	NA
Carry forward losses	-	NA	NA	NA
Net Worth	100,000.00	NA	NA	NA
Miscellaneous Expenditure	-	NA	NA	NA
Secured Loans	-	NA	NA	NA
Unsecured Loans	-	NA	NA	NA
Fixed Assets	-	NA	NA	NA
Income from Operations	-	NA	NA	NA
Total Income	-	NA	NA	NA
Total Expenditure	-	NA	NA	NA
Profit before Tax	-	NA	NA	NA
Profit after Tax	-	NA	NA	NA
Cash profit	-	NA	NA	NA
EPS	-	NA	NA	NA
Book value	100,000.00	NA	NA	NA

Note: PJSA Technosoft Private Limited was incorporated on October 17, 2017.

For PJSA Technosoft Private Limited


Sushil Agrawal
Director





www.qubecinema.com

DIGITAL
CINEMA


Annexure I

Financial extracts from the Standalone Audited Financial Statements:

(Amount in INR crores)

	6 months period ended 30 September 2017 (Audited)	Year ended 31 March 2017 (Audited)	Year ended 31 March 2016 (Audited)	Year ended 31 March 2015 (Audited)
Equity paid up capital (note 4) (a)	9.94	9.94	9.94	9.94
Reserves and surplus (note 5) (b)	246.34	239.08	201.51	170.46
Carry forward losses	-	-	-	-
Net worth (c)	265.34	256.46	218.89	187.84
Miscellaneous expenditure	-	-	-	-
Secured loans (including working capital loan)	57.10	61.13	53.75	64.06
Unsecured loans	24.21	20.02	30.72	32.71
Fixed assets including CWIP and intangibles under development	270.17	254.84	221.14	201.71
Income from operations	180.45	352.74	302.93	255.21
Total income	182.54	355.97	305.07	256.75
Total expenditure	169.02	299.56	254.84	222.31
Profit before tax and exceptional items	13.52	56.41	50.23	34.44
Exceptional items	-	-	1.19	(22.45)
Profit before tax	13.52	56.41	49.04	56.89
Cash profit (note 6)	25.76	72.96	73.78	67.16
Earnings Per Share (INR) (note 7)	9.27	40.91	34.37	40.99
Book value per share (INR) (c) / (a)	26.69	25.80	22.02	18.90

For Qube Cinema Technologies Pvt Ltd.,


V.Senthilkumar
 Director
 DIN: 00320535



Qube Cinema Technologies Pvt. Ltd.

42 Dr. Ranga Road, Mylapore, Chennai 600 004, India ☎ +91 (44) 4204-1505 📠 +91 (44) 4348-8881

Qube Cinema Technologies Pvt. Ltd. formerly Real Image Media Technologies Pvt. Ltd. • CIN: U92490TN1986PTC012536



www.qubecinema.com

Annexure I

Financial extracts from the Consolidated Audited Financial Statements:

	Amount in INR crores)			
	6 months period ended 30 September 2017 (Audited)	Year ended 31 March 2017 (Audited)	Year ended 31 March 2016 (Audited)	Year ended 31 March 2015 (Audited)
Equity paid up capital (a)	9.94	9.94	9.94	9.94
Reserves and surplus (b)	236.89	231.44	199.12	170.53
Carry forward losses	-	-	-	-
Net worth (c)	251.84	248.82	216.51	187.92
Miscellaneous expenditure	-	-	-	-
Secured loans (including working capital loan)	57.10	61.13	53.75	64.06
Unsecured loans	24.21	20.02	30.72	32.71
Fixed assets including CWIP and intangibles under development	275.48	260.28	226.25	205.56
Income from operations	187.49	359.46	309.95	263.09
Total income	189.59	362.70	312.10	264.64
Total expenditure	181.25	317.86	266.83	233.37
Profit before tax and exceptional items	8.33	44.84	45.27	31.27
Exceptional items	-	-	1.19	(22.45)
Profit before tax	8.33	44.84	44.08	53.72
Cash profit	24.42	60.75	73.67	67.61
Earnings Per Share (INR)	5.99	35.15	31.72	37.56
Book value per share (INR) (c) / (a)	25.58	25.03	21.78	18.89

For Qube Cinema Technologies Pvt. Ltd.,

V.Senthilkumar
Director
DIN: 00320535



Qube Cinema Technologies Pvt. Ltd.

42 Dr. Ranga Road, Mylapore, Chennai 600 004, India ☎ +91 (44) 4204-1505 📠 +91 (44) 4348-8881

Qube Cinema Technologies Pvt. Ltd. formerly Real Image Media Technologies Pvt. Ltd. • CIN: U92490TN1986PTC012536

QUBE DIGITAL CINEMA PRIVATE LIMITED

CIN: U93000TN2017PTC119019

Regd. Office: No. 42, Dr. Ranga Road, Mylapore, Chennai – 600 004

E-mail: divya.venkat@qubecinema.com Tel: +91 (44) 4204-1505

ANNEXURE - I

Particulars	PE' October 31, 2017 Unaudited	YE' March 31, 2017	YE' March 31, 2016	YE' March 31, 2015
	Oct 11 to Oct 31, 2017	FY2016-17	FY2015-16	FY2014-15
Equity Paid up Capital	100,000	N.A.	N.A.	N.A.
Reserves and surplus	(5,895)	N.A.	N.A.	N.A.
Carry forward losses	-	N.A.	N.A.	N.A.
Net Worth	94,105	N.A.	N.A.	N.A.
Miscellaneous Expenditure	-	N.A.	N.A.	N.A.
Secured Loans	-	N.A.	N.A.	N.A.
Unsecured Loans	-	N.A.	N.A.	N.A.
Fixed Assets	-	N.A.	N.A.	N.A.
Income from Operations	-	N.A.	N.A.	N.A.
Total Income	-	N.A.	N.A.	N.A.
Total Expenditure	-	N.A.	N.A.	N.A.
Profit before Tax	(5,895)	N.A.	N.A.	N.A.
Profit after Tax	(5,895)	N.A.	N.A.	N.A.
Cash profit	(5,895)	N.A.	N.A.	N.A.
EPS (Rs.)	(0.59)	N.A.	N.A.	N.A.
Book value per share	0.94	N.A.	N.A.	N.A.

The Company was incorporated on October 11, 2017 and hence the Financials for the previous years shall not be applicable

For Qube Digital Cinema Pvt. Ltd.

V. Senthil Kumar
Director
DIN: 00320535



MOVIEBUFF PRIVATE LIMITED*(Formerly known as South Beach Software Private Limited)*

Regd. Office: 42, Dr. Ranga Road, Mylapore, Chennai 600 004

CIN: U22300TN1996PTC036847

E-mail: divya.venkat@qubecinema.com

Annexure I

	PE' October 31, 2017	YE' March 31, 2017	YE' March 31, 2016	YE' March 31, 2015
	Apr 1 to Oct 31, 2017	FY2016-17	FY2015-16	FY2014-15
	(Audited)	(Audited)	(Audited)	(Audited)
Equity Paid up Capital	1,02,120	1,02,000	1,02,000	1,02,000
Reserves and surplus	(40,260)	(2,07,808)	(1,89,918)	(1,59,387)
Carry forward losses	(3,10,140)	(2,07,808)	(1,89,819)	(1,59,387)
Net Worth	61,860	(1,05,808)	(87,918)	(57,387)
Miscellaneous Expenditure	-	-	-	-
Secured Loans	-	-	-	-
Unsecured Loans (Short Term)	-	1,00,500	1,00,500	50,500
Fixed Assets	-	-	-	-
Income from Operations	-	-	-	-
Total Income	-	-	-	-
Total Expenditure	1,02,332	17,890	30,531	18,626
Profit before Tax	(1,02,332)	(17,890)	(30,531)	(18,626)
Profit after Tax	(1,02,332)	(17,890)	(30,531)	(18,626)
Cash profit	(1,02,332)	(17,890)	(30,531)	(18,626)
EPS (Rs.)	(10.02)	(2)	(3)	(2)
Book value / Share	0.61	-1.04	-0.86	-0.56

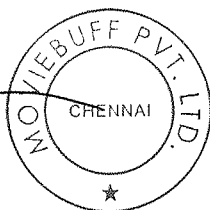
For Moviebuff Pvt Ltd.



V.Senthilkumar

Director

DIN-00320535



Format of Holding of Specified securities

1. Name of Listed Entity: **UFO MOVIEZ INDIA LIMITED**

2. Scrip Code/Name of Scrip/Class of Security: **BSE Scrip Code: 539141**

NSE Symbol: UFO

3. Share Holding Pattern Filed under: Reg. 31(1)(a)/Reg.31(1)(b)/Reg.31(1)(c)

PRE-MERGER

30-09-2017

a. if under 31(1)(b) then indicate the report for quarter ending

b. if under 31(1)(c) then indicate date of allotment/extinguishment

NA

4. Declaration : The Listed entity is required to submit the following declaration to the extent of submission of information:

	Particulars	YES*	NO*
a	Whether the Listed Entity has issued any partly paid up shares	-	NO
b	Whether the Listed Entity has issued any Convertible Securities or Warrants?	-	NO
c	Whether the Listed Entity has any shares against which depository receipts are issued?	-	NO
d	Whether the Listed Entity has any shares in locked-in?	YES	-
e	Whether any shares held by promoters are pledge or otherwise encumbered?	YES	-

*if the Listed Entity selects the option 'NO' for the questions above, the columns for the partly paid up shares, Outstanding Convertible Securities/Warrants, depository receipts, locked-in shares, No of shares pledged or otherwise encumbered by promoters, as applicable, shall not be displayed at the time of dissemination on the Stock Exchange website. Also wherever there is 'No' declared by Listed entity in above table the values will be considered as 'Zero' by default on submission of the format of holding of specified securities.

5 The tabular format for disclosure of holding of specified securities is as follows:

Certified True Copy
For UFO Moviez India Limited
S. S. Chandra

Company Secretary

Table I - Summary Statement holding of specified securities

Category	Category of Shareholder	No of Shareholders	No of fully paid up equity shares held	No of Partly paid-up equity shares held	No of Shares Underlying Depository Receipts	Total No of Shares Held (VII) = (IV)+(V)+(VI)	Shareholding as a % of total no of shares (As a % of (A+B+C2))	Number of Voting Rights held in each class of securities				No of Shares Underlying Outstanding convertible securities (Including Warrants)	Shareholding as a % assuming full conversion of convertible Securities (as a percentage of diluted share capital)	Number of Locked in Shares		Number of Shares pledged or otherwise encumbered		Number of equity shares held in dematerialized form
																No.	As a % of total Shares held	
								No of Voting Rights			Total as a % of (A+B+C)			No.	As a % of total Shares held	No.	As a % of total Shares held	
								Class X	Class Y	Total								
(I)	(II)	(III)	(IV)	(V)	(VI)	(VII)	(VIII)	(IX)				(X)	(XI)	(XII)		(XIII)		(XIV)
(A)	Promoter & Promoter Group	8	7765452	0	0	7765452	28.13	7765352	0	7765452	28.13	0	28.13	5522442	71.12	481594	6.20	7765452
(B)	Public	30740	19835349	0	0	19835349	71.87	19835449	0	19835349	71.87	0	71.87	0	0.00	NA	NA	19807309
(C)	Non Promoter-Non Public																	
(C1)	Shares underlying DRs	0	0	0	0	0	NA	0	0	0	0.00	0	NA	0	0.00	NA	NA	0
(C2)	Shares held by Employees Trusts	0	0	0	0	0	0.00	0	0	0	0.00	0	0.00	0	0.00	NA	NA	0
	Total:	30748	27600801	0	0	27600801	100.00	27600801	0	27600801	100.00	0	100.00	5522442	20.01	481594	6.20	27572761



Table II - Statement showing shareholding pattern of the Promoter and Promoter Group

Category	Category & Name of the Shareholder	PAN	No of Share-holders	No of fully paid up equity shares held	No of Partly paid-up equity shares held	No of Shares Underlying Depository Receipts	Total No of Shares Held (IV+V+VI)	Shareholding as a % of total no of shares (calculated as per SCRR, 1957 (VIII) As a % of (A+B+C2)	Number of Voting Rights held in each class of securities			No of Shares Underlying Outstanding convertible securities (Including Warrants)	Shareholding as a % assuming full conversion of convertible Securities (as a percentage of diluted share capital) (VII)+(X) As a % of (A+B+C2)	Number of Locked in Shares		Number of Shares pledged or otherwise encumbered		Number of equity shares held in dematerialized form	
									No of Voting Rights			Total as a % of (A+B+C)		No.	As a % of total Shares	No.	As a % of total Shares		
									Class X	Class Y	Total								
	(I)	(II)	(III)	(IV)	(V)	(VI)	(VII)	(VIII)	(IX)			(X)	(XI)	(XII)		(XIII)		(XIV)	
(1)	Indian																		
(a)	Individuals/Hindu undivided Family		3	481795	0	0	481795	1.75	481795	0	481795	1.75	0	1.75	0	0.00	481594	99.96	481795
	SANJAY SHANKAR GAIKWAD	AAAPG8554D	1	263797	0	0	263797	0.96	263797	0	263797	0.96	0	0.96	0	0.00	263797	100.00	263797
	UDAY SHANKAR GAIKWAD	AAMPG4304P	1	201	0	0	201	0.00	201	0	201	0.00	0	0.00	0	0.00	0	0.00	201
	AMEYA HETE	ABMPH9097B	1	217797	0	0	217797	0.79	217797	0	217797	0.79	0	0.79	0	0.00	217797	100.00	217797
(b)	Central Government/State Government(s)		0	0	0	0	0	0.00	0	0	0	0.00	0	0.00	0	0.00	0	0.00	0
(c)	Financial Institutions/Banks		0	0	0	0	0	0.00	0	0	0	0.00	0	0.00	0	0.00	0	0.00	0



Table II - Statement showing shareholding pattern of the Promoter and Promoter Group

Category	Category & Name of the Shareholder	PAN	No of Shareholders	No of fully paid up equity shares held	No of Partly paid-up equity shares held	No of Shares Underlying Depository Receipts	Total No of Shares Held (IV+V+VI)	Shareholding as a % of total no of shares (calculated as per SCRR, 1957 (VIII) As a % of (A+B+C2)	Number of Voting Rights held in each class of securities			No of Shares Underlying Outstanding convertible securities (Including Warrants)	Shareholding as a % assuming full conversion of convertible Securities (as a percentage of diluted share capital) (VII)+(X) As a % of (A+B+C2)	Number of Locked in Shares		Number of Shares pledged or otherwise encumbered		Number of equity shares held in dematerialized form	
									No of Voting Rights			Total as a % of (A+B+C)		No.	As a % of total Shares	No.	As a % of total Shares		
									Class X	Class Y	Total								
	(I)	(II)	(III)	(IV)	(V)	(VI)	(VII)	(VIII)	(IX)			(X)	(XI)	(XII)		(XIII)		(XIV)	
(d)	Any Other		5	7283657	0	0	7283657	26.39	7283657	0	7283657	26.38	0	26.39	5522442	75.82	0	0	7283657
	ADVENT FISCAL PRIVATE LIMITED	AAACA5333K	1	737182	0	0	737182	2.67	737182	0	737182	2.67	0	2.67	0	0.00	0	0.00	737182
	NIFTY PORTFOLIO SERVICES PVT LTD	AAACN1994R	1	542136	0	0	542136	1.96	542136	0	542136	1.96	0	1.96	0	0.00	0	0.00	542136
	APOLLO INTERNATIONAL LIMITED	AAACA6447N	1	2266417	0	0	2266417	8.21	2266417	0	2266417	8.21	0	8.21	1784975	78.76	0	0.00	2266417
	VALUABLE TECHNOLOGIES LIMITED	AACCV2732P	1	2243657	0	0	2243657	8.13	2243657	0	2243657	8.13	0	8.13	2243315	99.98	0	0.00	2243657
	VALUABLE MEDIA LIMITED	AACCV5963G	1	1494265	0	0	1494265	5.41	1494265	0	1494265	5.41	0	5.41	1494152	99.99	0	0.00	1494265
	Sub-Total (A)(1)		8	7765452	0	0	7765452	28.13	7765452	0	7765452	28.13	0	28.13	5522442	71.12	481594	6.20	7765452
(2)	Foreign																		
(a)	Individuals (Non-Resident Individuals/Foreign Individuals)		0	0	0	0	0	0.00	0	0	0	0.00	0	0.00	0	0.00	0	0.00	0
(b)	Government		0	0	0	0	0	0.00	0	0	0	0.00	0	0.00	0	0.00	0	0.00	0
(c)	Institutions		0	0	0	0	0	0.00	0	0	0	0.00	0	0.00	0	0.00	0	0.00	0
(d)	Foreign Portfolio Investor		0	0	0	0	0	0.00	0	0	0	0.00	0	0.00	0	0.00	0	0.00	0
(e)	Any Other		0	0	0	0	0	0.00	0	0	0	0.00	0	0.00	0	0.00	0	0.00	0
	Sub-Total (A)(2)		0	0	0	0	0	0.00	0	0	0	0.00	0	0.00	0	0.00	0	0.00	0
	Total Shareholding of Promoter and Promoter Group (A)=(A)(1)+(A)(2)		8	7765452	0	0	7765452	28.13	7765452	0	7765452	28.13	0	28.13	5522442	71.12	481594	6.20	7765452



Table III - Statement showing shareholding pattern of the Public shareholder

Category	Category & Name of the Shareholder	PAN	No of Share-holders	No of fully paid up equity shares held	No of Partly paid-up equity shares held	No of Shares Underlying Depository Receipts	Total No of Shares Held (IV+V+VI)	Shareholding as a % of total no of shares (A+B+C2)	Number of Voting Rights held in each class of securities			No of Shares Underlying Outstanding convertible securities (Including Warrants)	Shareholding as a % assuming full conversion of convertible Securities (as a percentage of diluted share capital)	Number of Locked in Shares		Number of Shares pledged or otherwise encumbered		Number of equity shares held in dematerialized form
									No of Voting Rights			Total as a % of (A+B+C)		No.	As a % of total Shares held	No.	As a % of total Shares held	
									Class X	Class Y	Total							
	(I)	(II)	(III)	(IV)	(V)	(VI)	(VII)	(VIII)	(IX)			(X)	(XI)	(XII)		(XIII)		(XIV)
(1)	Institutions																	
(a)	Mutual Funds		16	5960822	0	0	5960822	21.60	5960822	0	5960822	21.60	0	21.60	0	0.00	NA	5960822
	DSP BLACKROCK MIP FUND	AAAJD0430B	1	1298627	0	0	1298627	4.71	1298627	0	1298627	4.71	0	4.71	0	0.00	NA	1298627
	RELIANCE CAPITAL TRUSTEE CO LTD A/C RELIANCE MONTHLY INCOME PLAN	AAATR0090B	9	1857739	0	0	1857739	6.73	1857739	0	1857739	6.73	0	6.73	0	0.00	NA	1857739
	SBI MAGNUM GLOBAL FUND	AABTS6407Q	4	2609456	0	0	2609456	9.45	2609456	0	2609456	9.45	0	9.45	0	0.00	NA	2609456
(b)	Venture Capital Funds		0	0	0	0	0	0.00	0	0	0	0.00	0	0.00	0	0.00	NA	0
(c)	Alternate Investment Funds		2	87500	0	0	87500	0.32	87500	0	87500	0.32	0	0.32	0	0.00	NA	87500
(d)	Foreign Venture Capital Investors		1	5251608	0	0	5251608	19.03	5251608	0	5251608	19.03	0	19.03	0	0.00	NA	5251608
	P5 ASIA HOLDING INVESTMENTS (MAURITIUS) LIMITED	AAECP1949E	1	5251608	0	0	5251608	19.03	5251608	0	5251608	19.03	0	19.03	0	0.00	NA	5251608
(e)	Foreign Portfolio Investors		15	1015307	0	0	1015307	3.68	1015307	0	1015307	3.68	0	3.68	0	0.00	NA	1015307
	KUROTO FUND LP	AAGFK5937L	1	538368	0	0	538368	1.95	538368	0	538368	1.95	0	1.95	0	0.00	NA	538368
(f)	Financial Institutions/Banks		2	31674	0	0	31674	0.11	31674	0	31674	0.11	0	0.11	0	0.00	NA	31674



Table III - Statement showing shareholding pattern of the Public shareholder

Category	Category & Name of the Shareholder	PAN	No of Share-holders	No of fully paid up equity shares held	No of Partly paid-up equity shares held	No of Shares Underlying Depository Receipts	Total No of Shares Held (IV+V+VI)	Sharehold ing as a % of total no of shares (A+B+C2)	Number of Voting Rights held in each class of securities			No of Shares Underlying Outstanding convertible securities (Including Warrants)	Shareholdin g as a % assuming full conversion of convertible Securities (as a percentage of diluted share capital)	Number of Locked in Shares		Number of Shares pledged or otherwise encumbered		Number of equity shares held in dematerial ized form	
									No of Voting Rights			Total as a % of (A+B+C)		No.	As a % of total Shares held	No.	As a % of total Shares held		
									Class X	Class Y	Total								
	(I)	(II)	(III)	(IV)	(V)	(VI)	(VII)	(VIII)	(IX)			(X)	(XI)	(XII)		(XIII)		(XIV)	
(g)	Insurance Companies		2	379694	0	0	379694	1.38	379694	0	379694	1.38	0	1.38	0	0.00	NA	NA	379694
	RELIANCE NIPPON LIFE INSURANCE COMPANY LIMITED	AADCA1410E	2	379694	0	0	379694	1.38	379694	0	379694	1.38	0	1.38	0	0.00	NA	NA	379694
(h)	Provident Funds/Pension Funds		0	0	0	0	0	0.00	0	0	0	0.00	0	0.00	0	0.00	NA	NA	0
(i)	Any Other																		
	FOREIGN CORPORATE BODIES		1	313341	0	0	313341	1.14	313341	0	313341	1.14	0	1.14	0	0.00	NA	NA	313341
	EXCEL WAY INTERNATIONAL LTD	AAECE0549B	1	313341	0	0	313341	1.14	313341	0	313341	1.14	0	1.14	0	0.00	NA	NA	313341
	Sub Total (B)(1)		39	13039946	0	0	13039946	47.24	13039946	0	13039946	47.24	0	47.24	0	0.00	NA	NA	13039946
(2)	Central Government/State Government(s)/President of India		0	0	0	0	0	0.00	0	0	0	0.00	0	0.00	0	0.00	NA	NA	0
	Sub Total (B)(2)		0	0	0	0	0	0.00	0	0	0	0.00	0	0.00	0	0.00	NA	NA	0



Table III - Statement showing shareholding pattern of the Public shareholder

Category	Category & Name of the Shareholder	PAN	No of Share-holders	No of fully paid up equity shares held	No of Partly paid-up equity shares held	No of Shares Underlying Depository Receipts	Total No of Shares Held (IV+V+VI)	Sharehold ing as a % of total no of shares (A+B+C2)	Number of Voting Rights held in each class of securities			No of Shares Underlying Outstanding convertible securities (Including Warrants)	Shareholdin g as a % assuming full conversion of convertible Securities (as a percentage of diluted share capital)	Number of Locked in Shares		Number of Shares pledged or otherwise encumbered		Number of equity shares held in dematerial ized form	
									No of Voting Rights					Total as a % of {A+B+C}	No.	As a % of total Shares held	No.		As a % of total Shares held
									Class X	Class Y	Total								
	(I)	(II)	(III)	(IV)	(V)	(VI)	(VII)	(VIII)	(IX)			(X)	(XI)	(XII)		(XIII)		(XIV)	
(3)	Non-Institutions																		
(a)	i.Individual shareholders holding nominal share capital up to Rs.2 lakhs		29894	3420917	0	0	3420917	12.39	3420917	0	3420917	12.39	0	12.39	0	0.00	NA	NA	3394110
	ii.Individual shareholders holding nominal share capital in excess of Rs. 2 Lakhs		23	2210644	0	0	2210644	8.01	2210644	0	2210644	8.01	0	8.01	0	0.00	NA	NA	2210644
	KAPIL KUMAR AGARWAL	AACPA2412L	1	462394	0	0	462394	1.68	462394	0	462394	1.68	0	1.68	0	0.00	NA	NA	462394
	LATA BHANSHALI	AADPB8672N	1	282406	0	0	282406	1.02	282406	0	282406	1.02	0	1.02	0	0.00	NA	NA	282406
(b)	NBFCs Registered with RBI		3	14623	0	0	14623	0.05	14623	0	14623	0.05	0	0.05	0	0.00	NA	NA	14623
(c)	Employee Trusts		0	0	0	0	0	0.00	0	0	0	0.00	0	0.00	0	0.00	NA	NA	0
(d)	Overseas Depositories (Holding DRs)(Balancing figure)		0	0	0	0	0	0.00	0	0	0	0.00	0	0.00	0	0.00	NA	NA	0
(e)	Any Other																		
	TRUSTS		2	172458	0	0	172458	0.62	172458	0	172458	0.62	0	0.62	0	0.00	NA	NA	171225
	NON RESIDENT INDIANS		271	122707	0	0	122707	0.44	122707	0	122707	0.44	0	0.44	0	0.00	NA	NA	122707
	CLEARING MEMBERS		59	22174	0	0	22174	0.08	22174	0	22174	0.08	0	0.08	0	0.00	NA	NA	22174
	NON RESIDENT INDIAN NON REPATRIABLE		91	41857	0	0	41857	0.15	41857	0	41857	0.15	0	0.15	0	0.00	NA	NA	41857
	BODIES CORPORATES		358	790023	0	0	790023	2.86	790023	0	790023	2.86	0	2.86	0	0.00	NA	NA	790023
	Sub Total (B){3}		30701	6795403	0	0	6795403	24.62	6795403	0	6795403	24.62	0	24.62	0	0.00	NA	NA	6767363
	Total Public Shareholding (B) = (B){1}+(B){2}+(B){3}		30740	19835349	0	0	19835349	71.87	19835349	0	19835349	71.87	0	71.87	0	0.00	NA	NA	19807309

Note: # As on 30th September, 2017 employees stock options granted to employees under ESOP 2014 Scheme outstanding are 849,519.



Table IV - Statement showing shareholding pattern of the Non Promoter - Non Public Shareholder

Category	Category & Name of the Shareholder	PAN	No of Share-holders	No of fully paid up equity shares held	No of Partly paid-up equity shares held	No of Shares Underlying Depository Receipts	Total No of Shares Held (IV+V+VI)	Shareholding as a % of total no of shares (A+B+C2)	Number of Voting Rights held in each class of securities			No of Shares Underlying Outstanding convertible securities (Including Warrants)	Shareholding as a % assuming full conversion of convertible Securities (as a percentage of diluted share capital)	Number of Locked in Shares		Number of Shares pledged or otherwise encumbered		Number of equity shares held in dematerialized form	
														No.	As a % of total Shares held	No.	As a % of total Shares held		
									No of Voting Rights			Total as a % of (A+B+C)			No.	As a % of total Shares held	No.	As a % of total Shares held	
									Class X	Class Y	Total								
	(I)	(II)	(III)	(IV)	(V)	(VI)	(VII)	(VIII)	(IX)			(X)	(XI)	(XII)		(XIII)		(XIV)	
(1)	Custodian/DR Holder		0	0	0	0	0	0.00	0	0	0	0.00	0	0.00	0	0.00	NA	NA	0
(2)	Employee Benefit Trust (under SEBI(Share based Employee Benefit) Regulations 2014)		0	0	0	0	0	0.00	0	0	0	0.00	0	0.00	0	0.00	NA	NA	0
	Total Non-Promoter-Non Public Shareholding (C) = (C)(1)+(C)(2)		0	0	0	0	0	0.00	0	0	0	0.00	0	0.00	0	0.00		NA	0



Details of the shareholders acting as persons in Concert including their Shareholding:			
Name of Shareholder	Name of PAC	No of shares	Holding%
Total:		0	0



Details of Shares which remain unclaimed may be given here along with details such as number of shareholders, outstanding shares held in demat/unclaimed suspense account

No of Shareholders

--

No of shares

--



Format of Holding of Specified securities

1. Name of Listed Entity: **UFO MOVIEZ INDIA LIMITED**

2. Scrip Code/Name of Scrip/Class of Security: **BSE Scrip Code: 539141**

NSE Symbol: UFO

3. Share Holding Pattern Filed under: Reg. 31(1)(a)/Reg.31(1)(b)/Reg.31(1)(c)

POST-MERGER

a. if under 31(1)(b) then indicate the report for quarter ending

b. if under 31(1)(c) then indicate date of allotment/extinguishment

NA

4. Declaration : The Listed entity is required to submit the following declaration to the extent of submission of information:

Particulars	YES*	NO*
a Whether the Listed Entity has issued any partly paid up shares	-	NO
b Whether the Listed Entity has issued any Convertible Securities or Warrants?	-	NO
c Whether the Listed Entity has any shares against which depository receipts are issued?	-	NO
d Whether the Listed Entity has any shares in locked-in?	YES	-
e Whether any shares held by promoters are pledge or otherwise encumbered?	YES	-

*if the Listed Entity selects the option 'NO' for the questions above, the columns for the partly paid up shares, Outstanding Convertible Securities/Warrants, depository receipts, locked-in shares, No of shares pledged or otherwise encumbered by promoters, as applicable, shall not be displayed at the time of dissemination on the Stock Exchange website. Also wherever there is 'No' declared by Listed entity in above table the values will be considered as 'Zero' by default on submission of the format of holding of specified securities.

5 The tabular format for disclosure of holding of specified securities is as follows:

**Certified True Copy
For UFO Moviez India Limited**

S. Chandra

Company Secretary

Table I - Summary Statement holding of specified securities

Category	Category of Shareholder	No of Shareholders	No of fully paid up equity shares held	No of Partly paid-up equity shares held	No of Shares Underlying Depository Receipts	Total No of Shares Held (VII) = (IV)+(V)+(VI)	Shareholding as a % of total no of shares (As a % of (A+B+C2))	Number of Voting Rights held in each class of securities				No of Shares Underlying Outstanding convertible securities (Including Warrants)	Shareholding as a % assuming full conversion of convertible Securities (as a percentage of diluted share capital)	Number of Locked in Shares		Number of Shares pledged or otherwise encumbered		Number of equity shares held in dematerialized form
																No.	As a % of total Shares held	
								No of Voting Rights			Total as a % of (A+B+C)			No.	As a % of total Shares held	No.	As a % of total Shares held	
								Class X	Class Y	Total								
(I)	(II)	(III)	(IV)	(V)	(VI)	(VII)	(VIII)	(IX)				(X)	(XI)	(XII)		(XIII)		(XIV)
(A)	Promoter & Promoter Group	8	7765452	0	0	7765452	19.21	7765452	0	7765452	19.21	0	19.21	5522442	71.12	481594	6.20	7765452
(B)	Public	30773	32653798	0	0	32653798	80.79	32653798	0	32653798	80.79	0	80.79	0	0.00	NA	NA	32625758
(C)	Non Promoter-Non Public																	
(C1)	Shares underlying DRs	0	0	0	0	0	NA	0	0	0	0.00	0	NA	0	0.00	NA	NA	0
(C2)	Shares held by Employees Trusts	0	0	0	0	0	0.00	0	0	0	0.00	0	0.00	0	0.00	NA	NA	0
	Total:	30781	40419250	0	0	40419250	100.00	40419250	0	40419250	100.00	0	100.00	5522442	13.66	481594	6.20	40391210



Table II - Statement showing shareholding pattern of the Promoter and Promoter Group

Category	Category & Name of the Shareholder	PAN	No of Share-holders	No of fully paid up equity shares held	No of Partly paid-up equity shares held	No of Shares Underlying Depository Receipts	Total No of Shares Held (IV+V+VI)	Shareholding as a % of total no of shares (calculated as per SCRR, 1957 (VIII) As a % of (A+B+C2)	Number of Voting Rights held in each class of securities			No of Shares Underlying Outstanding convertible securities (Including Warrants)	Shareholding as a % assuming full conversion of convertible Securities (as a percentage of diluted share capital) (VII)+(X) As a % of (A+B+C2)	Number of Locked in Shares		Number of Shares pledged or otherwise encumbered		Number of equity shares held in dematerialized form	
									No of Voting Rights			Total as a % of (A+B+C)		No.	As a % of total Shares	No.	As a % of total Shares		
									Class X	Class Y	Total								
	(I)	(II)	(III)	(IV)	(V)	(VI)	(VII)	(VIII)	(IX)			(X)	(XI)	(XII)		(XIII)		(XIV)	
(1)	Indian																		
(a)	Individuals/Hindu undivided Family		3	481795	0	0	481795	1.19	481795	0	481795	1.19	0	1.19	0	0.00	481594	99.96	481795
	SANJAY SHANKAR GAIKWAD	AAAPG8554D	1	263797	0	0	263797	0.65	263797	0	263797	0.65	0	0.65	0	0.00	263797	100.00	263797
	UDAY SHANKAR GAIKWAD	AAMPG4304P	1	201	0	0	201	0.00	201	0	201	0.00	0	0.00	0	0.00	0	0.00	201
	AMEYA HETE	ABMPH9097B	1	217797	0	0	217797	0.54	217797	0	217797	0.54	0	0.54	0	0.00	217797	100.00	217797
(b)	Central Government/State Government(s)		0	0	0	0	0	0.00	0	0	0	0.00	0	0.00	0	0.00	0	0.00	0
(c)	Financial Institutions/Banks		0	0	0	0	0	0.00	0	0	0	0.00	0	0.00	0	0.00	0	0.00	0



Table II - Statement showing shareholding pattern of the Promoter and Promoter Group

Category	Category & Name of the Shareholder	PAN	No of Shareholders	No of fully paid up equity shares held	No of Partly paid-up equity shares held	No of Shares Underlying Depository Receipts	Total No of Shares Held (IV+V+VI)	Shareholding as a % of total no of shares (calculated as per SCRR, 1957 (VIII) As a % of (A+B+C2)	Number of Voting Rights held in each class of securities			No of Shares Underlying Outstanding convertible securities (Including Warrants)	Shareholding as a % assuming full conversion of convertible Securities (as a percentage of diluted share capital) (VII)+(X) As a % of (A+B+C2)	Number of Locked in Shares		Number of Shares pledged or otherwise encumbered		Number of equity shares held in dematerialized form	
									No of Voting Rights			Total as a % of (A+B+C)		No.	As a % of total Shares	No.	As a % of total Shares		
									Class X	Class Y	Total								
	(I)	(II)	(III)	(IV)	(V)	(VI)	(VII)	(VIII)	(IX)			(X)	(XI)	(XII)		(XIII)		(XIV)	
(d)	Any Other		5	7283657	0	0	7283657	18.02	7283657	0	7283657	18.02	0	18.02	5522442	75.82	0	0	7283657
	ADVENT FISCAL PRIVATE LIMITED	AAACA5333K	1	737182	0	0	737182	1.82	737182	0	737182	1.82	0	1.82	0	0.00	0	0.00	737182
	NIFTY PORTFOLIO SERVICES PVT LTD	AAACN1994R	1	542136	0	0	542136	1.34	542136	0	542136	1.34	0	1.34	0	0.00	0	0.00	542136
	APOLLO INTERNATIONAL LIMITED	AAACA6447N	1	2266417	0	0	2266417	5.61	2266417	0	2266417	5.61	0	5.61	1784975	78.76	0	0.00	2266417
	VALUABLE TECHNOLOGIES LIMITED	AACCV2732P	1	2243657	0	0	2243657	5.55	2243657	0	2243657	5.55	0	5.55	2243315	99.98	0	0.00	2243657
	VALUABLE MEDIA LIMITED	AACCV5963G	1	1494265	0	0	1494265	3.70	1494265	0	1494265	3.70	0	3.70	1494152	99.99	0	0.00	1494265
	Sub-Total (A)(1)		8	7765452	0	0	7765452	19.21	7765452	0	7765452	19.21	0	19.21	5522442	71.12	481594	6.20	7765452
(2)	Foreign							0.00				0.00		0.00					
(a)	Individuals (Non-Resident Individuals/Foreign Individuals)		0	0	0	0	0	0.00	0	0	0	0.00	0	0.00	0	0.00	0	0.00	0
(b)	Government		0	0	0	0	0	0.00	0	0	0	0.00	0	0.00	0	0.00	0	0.00	0
(c)	Institutions		0	0	0	0	0	0.00	0	0	0	0.00	0	0.00	0	0.00	0	0.00	0
(d)	Foreign Portfolio Investor		0	0	0	0	0	0.00	0	0	0	0.00	0	0.00	0	0.00	0	0.00	0
(e)	Any Other		0	0	0	0	0	0.00	0	0	0	0.00	0	0.00	0	0.00	0	0.00	0
	Sub-Total (A)(2)		0	0	0	0	0	0.00	0	0	0	0.00	0	0.00	0	0.00	0	0.00	0
	Total Shareholding of Promoter and Promoter Group (A)=(A)(1)+(A)(2)		8	7765452	0	0	7765452	19.21	7765452	0	7765452	19.21	0	19.21	5522442	71.12	481594	6.20	7765452



Table III - Statement showing shareholding pattern of the Public shareholder

Category	Category & Name of the Shareholder	PAN	No of Share-holders	No of fully paid up equity shares held	No of Partly paid-up equity shares held	No of Shares Underlying Depository Receipts	Total No of Shares Held (IV+V+VI)	Shareholding as a % of total no of shares (A+B+C2)	Number of Voting Rights held in each class of securities				No of Shares Underlying Outstanding convertible securities (Including Warrants)	Shareholding as a % assuming full conversion of convertible Securities (as a percentage of diluted share capital)	Number of Locked in Shares		Number of Shares pledged or otherwise encumbered		Number of equity shares held in dematerialized form
									No of Voting Rights			Total as a % of (A+B+C)			No.	As a % of total Shares held	No.	As a % of total Shares held	
									Class X	Class Y	Total								
	(I)	(II)	(III)	(IV)	(V)	(VI)	(VII)	(VIII)	(IX)			(X)	(XI)	(XII)		(XIII)		(XIV)	
(1)	Institutions																		
(a)	Mutual Funds		16	5960822	0	0	5960822	14.75	5960822	0	5960822	14.75	0	14.75	0	0.00	NA	NA	5960822
	DSP BLACKROCK MIP FUND	AAAJD0430B	1	1298627	0	0	1298627	3.21	1298627	0	1298627	3.21	0	3.21	0	0.00	NA	NA	1298627
	RELIANCE CAPITAL TRUSTEE CO LTD A/C RELIANCE MONTHLY INCOME PLAN	AAATR0090B	9	1857739	0	0	1857739	4.60	1857739	0	1857739	4.60	0	4.60	0	0.00	NA	NA	1857739
	SBI MAGNUM GLOBAL FUND	AABTS6407Q	4	2609456	0	0	2609456	6.46	2609456	0	2609456	6.46	0	6.46	0	0.00	NA	NA	2609456
(b)	Venture Capital Funds		1	5432458	0	0	5432458	13.44	5432458	0	5432458	13.44	0	13.44	0	0.00	NA	NA	5432458
	ICICI VENTURE FUNDS MANAGEMENT COMPANY LIMITED		1	5432458	0	0	5432458	13.44	5432458	0	5432458	13.44	0	13.44	0	0.00	NA	NA	5432458
(c)	Alternate Investment Funds		2	87500	0	0	87500	0.22	87500	0	87500	0.22	0	0.22	0	0.00	NA	NA	87500
(d)	Foreign Venture Capital Investors		1	5251608	0	0	5251608	12.99	5251608	0	5251608	12.99	0	12.99	0	0.00	NA	NA	5251608
	P5 ASIA HOLDING INVESTMENTS (MAURITIUS) LIMITED	AAECP1949E	1	5251608	0	0	5251608	12.99	5251608	0	5251608	12.99	0	12.99	0	0.00	NA	NA	5251608
(e)	Foreign Portfolio Investors		15	1015307	0	0	1015307	2.51	1015307	0	1015307	2.51	0	2.51	0	0.00	NA	NA	1015307
	KUROTO FUND LP	AAGFK5937L	1	538368	0	0	538368	1.33	538368	0	538368	1.33	0	1.33	0	0.00	NA	NA	538368
(f)	Financial Institutions/Banks		2	31674	0	0	31674	0.08	31674	0	31674	0.08	0	0.08	0	0.00	NA	NA	31674
(f)	Banks		3	948482	0	0	948482	2.35	948482	0	948482	2.35	0	2.35	0	0.00	NA	NA	948482
	Canara Bank		1	406492	0	0	406492	1.01	406492	0	406492	1.01	0	1.01	0	0.00	NA	NA	406492



Table III - Statement showing shareholding pattern of the Public shareholder

Category	Category & Name of the Shareholder	PAN	No of Share-holders	No of fully paid up equity shares held	No of Partly paid-up equity shares held	No of Shares Underlying Depository Receipts	Total No of Shares Held (IV+V+VI)	Sharehold ing as a % of total no of shares (A+B+C2)	Number of Voting Rights held in each class of securities			No of Shares Underlying Outstanding convertible securities (Including Warrants)	Shareholdin g as a % assuming full conversion of convertible Securities (as a percentage of diluted share capital)	Number of Locked in Shares		Number of Shares pledged or otherwise encumbered		Number of equity shares held in dematerialized form	
									No of Voting Rights			Total as a % of (A+B+C)		No.	As a % of total Shares held	No.	As a % of total Shares held		
									Class X	Class Y	Total								
	(I)	(II)	(III)	(IV)	(V)	(VI)	(VII)	(VIII)	(IX)			(X)	(XI)	(XII)		(XIII)		(XIV)	
(g)	Insurance Companies		2	379694	0	0	379694	0.94	379694	0	379694	0.94	0	0.94	0	0.00	NA	NA	379694
	RELIANCE NIPPON LIFE INSURANCE COMPANY LIMITED	AADCA1410E	2	379694	0	0	379694	0.94	379694	0	379694	0.94	0	0.94	0	0.00	NA	NA	379694
(h)	Provident Funds/Pension Funds		0	0	0	0	0	0.00	0	0	0	0.00	0	0.00	0	0.00	NA	NA	0
(i)	Any Other							0.00				0.00		0.00					
	FOREIGN CORPORATE BODIES		1	313341	0	0	313341	0.78	313341	0	313341	0.78	0	0.78	0	0.00	NA	NA	313341
	EXCEL WAY INTERNATIONAL LTD	AAECE0549B	1	313341	0	0	313341	0.78	313341	0	313341	0.78	0	0.78	0	0.00	NA	NA	313341
								0.00				0.00		0.00					
	FOREIGN CORPORATE BODIES		2	2231405	0	0	2231405	5.52	2231405	0	2231405	5.52	0	5.52	0	0.00	NA	NA	2231405
	M/S. Real Image LLP		1	1882878	0	0	1882878	4.66	1882878	0	1882878	4.66	0	4.66	0	0.00	NA	NA	1882878
	Trans Global Technologies Inc.		1	348527	0	0	348527	0.86	348527	0	348527	0.86	0	0.86	0	0.00	NA	NA	348527
	Sub Total (B){1}		45	21652291	0	0	21652291	53.57	21652291	0	21652291	53.57	0	53.57	0	0.00	NA	NA	21652291
(2)	Central Government/State Government(s)/President of India		0	0	0	0	0	0.00	0	0	0	0.00	0	0.00	0	0.00	NA	NA	0



Table III - Statement showing shareholding pattern of the Public shareholder

Category	Category & Name of the Shareholder	PAN	No of Shareholders	No of fully paid up equity shares held	No of Partly paid-up equity shares held	No of Shares Underlying Depository Receipts	Total No of Shares Held (IV+V+VI)	Shareholding as a % of total no of shares (A+B+C2)	Number of Voting Rights held in each class of securities			No of Shares Underlying Outstanding convertible securities (Including Warrants)	Shareholding as a % assuming full conversion of convertible Securities (as a percentage of diluted share capital)	Number of Locked in Shares		Number of Shares pledged or otherwise encumbered		Number of equity shares held in dematerialized form	
									No of Voting Rights		Total as a % of (A+B+C)			No.	As a % of total Shares held	No.	As a % of total Shares held		
									Class X	Class Y	Total								
	(I)	(II)	(III)	(IV)	(V)	(VI)	(VII)	(VIII)	(IX)			(X)	(XI)	(XII)		(XIII)		(XIV)	
	Sub Total (B)(2)		0	0	0	0	0	0.00	0	0	0	0.00	0	0.00	0	0.00	NA	NA	0
(3)	Non-Institutions																		
(a)	i.Individual shareholders holding nominal share capital up to Rs.2 lakhs		29894	3420917	0	0	3420917	8.46	3420917	0	3420917	8.46	8.46	0	0.00	NA	NA	3394110	
	ii.Individual shareholders holding nominal share capital in excess of Rs. 2 Lakhs		23	2210644	0	0	2210644	5.47	2210644	0	2210644	5.47	5.47	0	0.00	NA	NA	2210644	
	KAPIL KUMAR AGARWAL	AACPA2412L	1	462394	0	0	462394	1.14	462394	0	462394	1.14	1.14	0	0.00	NA	NA	462394	
	LATA BHANSHALI	AADPB8672N	1	282406	0	0	282406	0.70	282406	0	282406	0.70	0.70	0	0.00	NA	NA	282406	
												0.00	0.00						
(a)	i.Individual shareholders holding nominal share capital up to Rs.1 lakhs		11	77069	0	0	77069	0.19	77069	0	77069	0.19	0.19	0	0.00	NA	NA	77069	
	ii.Individual shareholders holding nominal share capital in excess of Rs. 1 Lakhs		14	2905365	0	0	2905365	7.19	2905365	0	2905365	7.19	7.19	0	0.00	NA	NA	2905365	
	Mr. Arun Veerappan		1	227882	0	0	227882	0.56	227882	0	227882	0.56	0.56	0	0.00	NA	NA	227882	
	Mr. V. Senthil Kumar		1	621784	0	0	621784	1.54	621784	0	621784	1.54	1.54	0	0.00	NA	NA	621784	
	Mrs. Meena Veerappan		1	387553	0	0	387553	0.96	387553	0	387553	0.96	0.96	0	0.00	NA	NA	387553	
	Mr. P.C. Sreeram		1	273574	0	0	273574	0.68	273574	0	273574	0.68	0.68	0	0.00	NA	NA	273574	
	Mr. P. Jayendra		1	472398	0	0	472398	1.17	472398	0	472398	1.17	1.17	0	0.00	NA	NA	472398	
								0.00				0.00	0.00						
	Mr. V. Sivakumar		1	143153	0	0	143153	0.35	143153	0	143153	0.35	0.35	0	0.00	NA	NA	143153	
	Mr. Raja Enok		1	34029	0	0	34029	0.08	34029	0	34029	0.08	0.08	0	0.00	NA	NA	34029	
	Mr. S. Gunaseelan		1	22941	0	0	22941	0.06	22941	0	22941	0.06	0.06	0	0.00	NA	NA	22941	
	Mr. D. Ashok Kumar		1	22941	0	0	22941	0.06	22941	0	22941	0.06	0.06	0	0.00	NA	NA	22941	
	Viju Thomas		1	18353	0	0	18353	0.05	18353	0	18353	0.05	0.05	0	0.00	NA	NA	18353	
	Sudha Panchapakesan		1	34580	0	0	34580	0.09	34580	0	34580	0.09	0.09	0	0.00	NA	NA	34580	

Table III - Statement showing shareholding pattern of the Public shareholder

Category	Category & Name of the Shareholder	PAN	No of Shareholders	No of fully paid up equity shares held	No of Partly paid-up equity shares held	No of Shares Underlying Depository Receipts	Total No of Shares Held (IV+V+VI)	Shareholding as a % of total no of shares (A+B+C2)	Number of Voting Rights held in each class of securities			No of Shares Underlying Outstanding convertible securities (Including Warrants)	Shareholding as a % assuming full conversion of convertible Securities (as a percentage of diluted share capital)	Number of Locked in Shares		Number of Shares pledged or otherwise encumbered		Number of equity shares held in dematerialized form
									No of Voting Rights			Total as a % of (A+B+C)		No.	As a % of total Shares held	No.	As a % of total Shares held	
									Class X	Class Y	Total							
	(I)	(II)	(III)	(IV)	(V)	(VI)	(VII)	(VIII)	(IX)			(X)	(XI)	(XII)		(XIII)		(XIV)
	A.S. Narayanan		1	11333	0	0	11333	0.03	11333	0	11333	0.03	0	0.03	0	0.00	NA	11333
	Gowri Padmanabh		1	11914	0	0	11914	0.03	11914	0	11914	0.03	0	0.03	0	0.00	NA	11914
	ESOP Pool 1- Pending Allotment		1	229412	0	0	229412	0.57	229412	0	229412	0.57	0	0.57	0	0.00	NA	229412
	ESOP Pool 2- Pending Allotment		1	57353	0	0	57353	0.14	57353	0	57353	0.14	0	0.14	0	0.00	NA	57353
	Mrs. Vee. Vijayalakshmi		1	178941	0	0	178941	0.44	178941	0	178941	0.44	0	0.44	0	0.00	NA	178941
	Mr M V Ramachandran		1	198824	0	0	198824	0.49	198824	0	198824	0.49	0	0.49	0	0.00	NA	198824
								0.00				0.00		0.00				
								0.00				0.00		0.00				
(b)	NBFCs Registered with RBI		3	14623	0	0	14623	0.04	14623	0	14623	0.04	0	0.04	0	0.00	NA	14623
(c)	Employee Trusts		0	0	0	0	0	0.00	0	0	0	0.00	0	0.00	0	0.00	NA	0
(d)	Overseas Depositories (Holding DRs)(Balancing figure)		0	0	0	0	0	0.00	0	0	0	0.00	0	0.00	0	0.00	NA	0
(e)	Any Other							0.00				0.00		0.00				
	TRUSTS		2	172458	0	0	172458	0.43	172458	0	172458	0.43	0	0.43	0	0.00	NA	171225
								0.00				0.00		0.00				
	TRUSTS		1	6,19,597	0	0	6,19,597	1.53	6,19,597	0	6,19,597	1.53	0	1.53	0	0.00		6,19,597
	Arun Veerappan & P. Jayendra, Trustees of RIMT Employees Trust		1	6,19,597	0	0	6,19,597	1.53	6,19,597	0	6,19,597	1.53	0	1.53	0	0.00		6,19,597
								0.00				0.00		0.00				
	NON RESIDENT INDIANS		271	122707	0	0	122707	0.30	122707	0	122707	0.30	0	0.30	0	0.00	NA	122707
	CLEARING MEMBERS		59	22174	0	0	22174	0.05	22174	0	22174	0.05	0	0.05	0	0.00	NA	22174
	NON RESIDENT INDIAN NON REPATRIABLE		91	41857	0	0	41857	0.10	41857	0	41857	0.10	0	0.10	0	0.00	NA	41857
	BODIES CORPORATES		358	790023	0	0	790023	1.95	790023	0	790023	1.95	0	1.95	0	0.00	NA	790023
	BODIES CORPORATES		1	604073	0	0	604073	1.49	604073	0	604073	1.49	0	1.49	0	0.00	NA	604073

Table III - Statement showing shareholding pattern of the Public shareholder

Category	Category & Name of the Shareholder	PAN	No of Shareholders	No of fully paid up equity shares held	No of Partly paid-up equity shares held	No of Shares Underlying Depository Receipts	Total No of Shares Held (IV+V+VI)	Shareholding as a % of total no of shares (A+B+C2)	Number of Voting Rights held in each class of securities				No of Shares Underlying Outstanding convertible securities (Including Warrants)	Shareholding as a % assuming full conversion of convertible Securities (as a percentage of diluted share capital)	Number of Locked in Shares		Number of Shares pledged or otherwise encumbered		Number of equity shares held in dematerialized form
									No of Voting Rights			Total as a % of (A+B+C)			No.	As a % of total Shares held	No.	As a % of total Shares held	
									Class X	Class Y	Total								
	(I)	(II)	(III)	(IV)	(V)	(VI)	(VII)	(VIII)	(IX)				(X)	(XI)	(XII)		(XIII)		(XIV)
	Payone Enterprise Pvt. Ltd. (Series B)		1	604073	0	0	604073	1.49	604073	0	604073	1.49	0	1.49	0	0.00	NA	NA	604073
	Sub Total (B)(3)		30728	1,10,01,507	0	0	10381910	25.69	10381910	0	10381910	25.6856	0	25.69	0	0	NA	NA	10353870
	Total Public Shareholding (B) = (B)(1)+(B)(2)+(B)(3)		30773	3,26,53,798	0	0	32653798	80.79	32653798	0	32653798	80.7877	0	80.7877385	0	0	NA	NA	32625758

Note: As on date Employees stock options granted to employees under ESOP 2014 Scheme outstanding are 839,519.

Note: The Company will issue ESOP to 375000 ESOP holders of QDCPL in ratio of 13:17



Table IV - Statement showing shareholding pattern of the Non Promoter - Non Public Shareholder

Category	Category & Name of the Shareholder	PAN	No of Share-holders	No of fully paid up equity shares held	No of Partly paid-up equity shares held	No of Shares Underlying Depository Receipts	Total No of Shares Held (IV+V+VI)	Shareholding as a % of total no of shares (A+B+C2)	Number of Voting Rights held in each class of securities			No of Shares Underlying Outstanding convertible securities (Including Warrants)	Shareholding as a % assuming full conversion of convertible Securities (as a percentage of diluted share capital)	Number of Locked in Shares		Number of Shares pledged or otherwise encumbered		Number of equity shares held in dematerialized form	
									No of Voting Rights		Total as a % of (A+B+C)			No.	As a % of total Shares held	No.	As a % of total Shares held		
									Class X	Class Y	Total								
	(I)	(II)	(III)	(IV)	(V)	(VI)	(VII)	(VIII)	(IX)			(X)	(XI)	(XII)		(XIII)		(XIV)	
(1)	Custodian/DR Holder		0	0	0	0	0	0.00	0	0	0	0.00	0	0.00	0	0.00	NA	NA	0
(2)	Employee Benefit Trust (under SEBI(Share based Employee Benefit) Regulations 2014)		0	0	0	0	0	0.00	0	0	0	0.00	0	0.00	0	0.00	NA	NA	0
	Total Non-Promoter-Non Public Shareholding (C) = (C)(1)+(C)(2)		0	0	0	0	0	0.00	0	0	0	0.00	0	0.00	0	0.00		NA	0



Details of the shareholders acting as persons in Concert including their Shareholding:			
Name of Shareholder	Name of PAC	No of shares	Holding%
Total:		0	0



Details of Shares which remain unclaimed may be given hear along with details such as number of shareholders, outstanding shares held in demat/unclaimed suspense account	
No of Shareholders	No of shares
--	--



Format of Holding of Specified securities

1. Name of Entity: **PJSA Technosoft Private Limited**

2. Scrip Code/Name of Scrip/Class of Security:

3. Share Holding Pattern Filed under: Reg. 31(1)(a)/Reg.31(1)(b)/Reg.31(1)(c)

a. if under 31(1)(b) then indicate the report for quarter ending

b. if under 31(1)(c) then indicate date of allotment/extinguishment

01-11-2017

NA

NA

4. Declaration : The Listed entity is required to submit the following declaration to the extent of submission of information:

	Particulars	YES*	NO*
a	Whether the Listed Entity has issued any partly paid up shares		
b	Whether the Listed Entity has issued any Convertible Securities or Warrants?		
c	Whether the Listed Entity has any shares against which depository receipts are issued?		
d	Whether the Listed Entity has any shares in locked-in?		
e	Whether any shares held by promoters are pledge or otherwise encumbered?		-

*if the Listed Entity selects the option 'NO' for the questions above, the columns for the partly paid up shares, Outstanding Convertible Securities/Warrants, depository receipts, locked-in shares, No of shares pledged or otherwise encumbered by promoters, as applicable, shall not be displayed at the time of dissemination on the Stock Exchange website. Also wherever there is 'No' declared by Listed entity in above table the values will be considered as 'Zero' by default on submission of the format of holding of specified securities.

5 The tabular format for disclosure of holding of specified securities is as follows:

For PJSA Technosoft Private Limited

[Signature]
Director

Table I - Summary Statement holding of specified securities

Category	Category of Shareholder	No of Shareholders	No of fully paid up equity shares held	No of Partly paid-up equity shares held	No of Shares Underlying Depository Receipts	Total No of Shares Held (VII) = (IV)+(V)+(VI)	Shareholding as a % of total no of shares (As a % of (A+B+C2))	Number of Voting Rights held in each class of securities			No of Shares Underlying Outstanding convertible securities (Including Warrants)	Shareholding as a % assuming full conversion of convertible Securities (as a percentage of diluted share capital)	Number of Locked in Shares		Number of Shares pledged or otherwise encumbered		Number of equity shares held in dematerialized form	
								No of Voting Rights		Total as a % of (A+B+C)			No.	As a % of total Shares held	No.	As a % of total Shares held		
								Class X	Class Y	Total								
(I)	(II)	(III)	(IV)	(V)	(VI)	(VII)	(VIII)	(IX)			(X)	(XI)	(XII)		(XIII)		(XIV)	
(A)	Promoter & Promoter Group	7	10000	0	0	10000	100.00	10000	0	10000	100.00	0	100.00	0	0.00	0	0.00	0
(B)	Public	0	0	0	0	0	0.00	0	0	0	0.00	0	0.00	0	0.00	NA	NA	0
(C)	Non Promoter-Non Public																	
(C1)	Shares underlying DRs	0	0	0	0	0	NA	0	0	0	0.00	0	NA	0	0.00	NA	NA	0
(C2)	Shares held by Employees Trusts	0	0	0	0	0	0.00	0	0	0	0.00	0	0.00	0	0.00	NA	NA	0
	Total:	7	10000	0	0	10000	100.00	10000	0	10000	100.00	0	100.00	0	0.00	0	0.00	0



Table II - Statement showing shareholding pattern of the Promoter and Promoter Group

Category	Category & Name of the Shareholder	PAN	No of Share-holders	No of fully paid up equity shares held	No of Partly paid-up equity shares held	No of Shares Underlying Depository Receipts	Total No of Shares Held (IV+V+VI)	Shareholding as a % of total no of shares (calculated as per SCRR, 1957 (VIII) As a % of (A+B+C2)	Number of Voting Rights held in each class of securities				No of Shares Underlying Outstanding convertible securities (Including Warrants)	Shareholding as a % assuming full conversion of convertible Securities (as a percentage of diluted share capital) (VII)+(X) As a % of (A+B+C2)	Number of Locked in Shares		Number of Shares pledged or otherwise encumbered		Number of equity shares held in dematerialized form
									No of Voting Rights			Total as a % of (A+B+C)			No.	As a % of total Shares	No.	As a % of total Shares	
									Class X	Class Y	Total								
	(I)	(II)	(III)	(IV)	(V)	(VI)	(VII)	(VIII)	(IX)				(X)	(XI)	(XII)		(XIII)		(XIV)
(1)	Indian																		
(a)	Individuals/Hindu undivided Family		6	6	0	0	6	0.00	6	0	6	0.00	0	0.00	0	0.00	0	0.00	0
	Vishnu Vithalbhai Patel	AFMPP7860E	1	1	0	0	1	0.01	1	0	1	0.01	0	0.01	0	0.00	0	0.00	0
	Ashish Sadanand Malushte	AAUPM3913A	1	1	0	0	1	0.01	1	0	1	0.01	0	0.01	0	0.00	0	0.00	0
	Deepak Vinod Ranjan	ADFPR7192G	1	1			1	0.01	1		1	0.01	0	0.01	0	0.00	0	0.00	0
	Kapil Agarwal	AACPA2412L	1	1	0	0	1	0.01	1	0	1	0.01	0	0.01	0	0.00	0	0.00	0
	Rajesh Bhagwati Mishra	AACPM0769J	1	1	0	0	1	0.01	1		1	0.01	0	0.01	0	0.00	0	0.00	0
	Sanjay Shankar Gaikwad	AAAPG8554D	1	1	0	0	1	0.01	1	0	1	0.01	0	0.01	0	0.00	0	0.00	0
(b)	Central Government/State Government(s)		0	0	0	0	0	0.00	0	0	0	0.00	0	0.00	0	0.00	0	0.00	0
(c)	Financial Institutions/Banks		0	0	0	0	0	0.00	0	0	0	0.00	0	0.00	0	0.00	0	0.00	0



Table II - Statement showing shareholding pattern of the Promoter and Promoter Group

Category	Category & Name of the Shareholder	PAN	No of Share-holders	No of fully paid up equity shares held	No of Partly paid-up equity shares held	No of Shares Underlying Depository Receipts	Total No of Shares Held (IV+V+VI)	Shareholding as a % of total no of shares (calculated as per SCRR, 1957 (VIII) As a % of (A+B+C2)	Number of Voting Rights held in each class of securities			No of Shares Underlying Outstanding convertible securities (Including Warrants)	Shareholding as a % assuming full conversion of convertible Securities (as a percentage of diluted share capital) (VII)+(X) As a % of (A+B+C2)	Number of Locked in Shares		Number of Shares pledged or otherwise encumbered		Number of equity shares held in dematerialized form
									No of Voting Rights			Total as a % of (A+B+C)		No.	As a % of total Shares	No.	As a % of total Shares	
									Class X	Class Y	Total							
	(I)	(II)	(III)	(IV)	(V)	(VI)	(VII)	(VIII)	(IX)			(X)	(XI)	(XII)		(XIII)		(XIV)
(d)	Any Other		1	9994	0	0	9994	99.94	9994	0	9994	99.94	0	99.94	0	0.00	0	0
	UFO MOVIEZ INDIA LIMITED	AABCV8900E	1	9994	0	0	9994	99.94	9994	0	9994	99.94	0	9994	0	0.00	0	0.00
	Sub-Total (A)(1)		7	10000	0	0	10000	100.00	10000	0	10000	100.00	0	100.00	0	0.00	0	0.00
(2)	Foreign																	
(a)	Individuals (Non-Resident Individuals/Foreign Individuals)		0	0	0	0	0	0.00	0	0	0	0.00	0	0.00	0	0.00	0	0.00
(b)	Government		0	0	0	0	0	0.00	0	0	0	0.00	0	0.00	0	0.00	0	0.00
(c)	Institutions		0	0	0	0	0	0.00	0	0	0	0.00	0	0.00	0	0.00	0	0.00
(d)	Foreign Portfolio Investor		0	0	0	0	0	0.00	0	0	0	0.00	0	0.00	0	0.00	0	0.00
(e)	Any Other		0	0	0	0	0	0.00	0	0	0	0.00	0	0.00	0	0.00	0	0.00
	Sub-Total (A)(2)		0	0	0	0	0	0.00	0	0	0	0.00	0	0.00	0	0.00	0	0.00
	Total Shareholding of Promoter and Promoter Group (A)=(A)(1)+(A)(2)		7	10000	0	0	10000	100.00	10000	0	10000	100.00	0	100.00	0	0.00	0	0.00



Table III - Statement showing shareholding pattern of the Public shareholder

Category	Category & Name of the Shareholder	PAN	No of Share-holders	No of fully paid up equity shares held	No of Partly paid-up equity shares held	No of Shares Underlying Depository Receipts	Total No of Shares Held (IV+V+VI)	Sharehold ing as a % of total no of shares (A+B+C2)	Number of Voting Rights held in each class of securities				No of Shares Underlying Outstanding convertible securities (Including Warrants)	Shareholdin g as a % assuming full conversion of convertible Securities (as a percentage of diluted share capital)	Number of Locked in Shares		Number of Shares pledged or otherwise encumbered		Number of equity shares held in dematerial ized form
									No of Voting Rights			Total as a % of (A+B+C)			No.	As a % of total Shares held	No.	As a % of total Shares held	
									Class X	Class Y	Total								
	(I)	(II)	(III)	(IV)	(V)	(VI)	(VII)	(VIII)	(IX)				(X)	(XI)	(XII)		(XIII)		(XIV)
(1)	Institutions																		
(a)	Mutual Funds		0	0	0	0	0	0.00	0	0	0	0.00	0	0.00	0	0.00	NA	NA	0
(b)	Venture Capital Funds		0	0	0	0	0	0.00	0	0	0	0.00	0	0.00	0	0.00	NA	NA	0
(c)	Alternate Investment Funds		0	0	0	0	0	0.00	0	0	0	0.00	0	0.00	0	0.00	NA	NA	0
(d)	Foreign Venture Capital Investors		0	0	0	0	0	0.00	0	0	0	0.00	0	0.00	0	0.00	NA	NA	0
(e)	Foreign Portfolio Investors		0	0	0	0	0	0.00	0	0	0	0.00	0	0.00	0	0.00	NA	NA	0
(f)	Financial Institutions/Banks		0	0	0	0	0	0.00	0	0	0	0.00	0	0.00	0	0.00	NA	NA	0



Table III - Statement showing shareholding pattern of the Public shareholder

Category	Category & Name of the Shareholder	PAN	No of Share-holders	No of fully paid up equity shares held	No of Partly paid-up equity shares held	No of Shares Underlying Depository Receipts	Total No of Shares Held (IV+V+VI)	Sharehold ing as a % of total no of shares (A+B+C2)	Number of Voting Rights held in each class of securities			No of Shares Underlying Outstanding convertible securities (Including Warrants)	Shareholdin g as a % assuming full conversion of convertible Securities (as a percentage of diluted share capital)	Number of Locked in Shares		Number of Shares pledged or otherwise encumbered		Number of equity shares held in dematerial ized form	
									No of Voting Rights			Total as a % of (A+B+C)			No.	As a % of total Shares held	No.	As a % of total Shares held	
									Class X	Class Y	Total								
	(I)	(II)	(III)	(IV)	(V)	(VI)	(VII)	(VIII)	(IX)			(X)	(XI)	(XII)		(XIII)		(XIV)	
(g)	Insurance Companies		0	0	0	0	0	0.00	0	0	0	0.00	0	0.00	0	0.00	NA	NA	0
(h)	Provident Funds/Pension Funds		0	0	0	0	0	0.00	0	0	0	0.00	0	0.00	0	0.00	NA	NA	0
(i)	Any Other		0	0	0	0	0	0.00	0	0	0	0.00	0	0.00	0	0.00	NA	NA	0
	FOREIGN CORPORATE BODIES		0	0	0	0	0	0.00	0	0	0	0.00	0	0.00	0	0.00	NA	NA	0
	Sub Total (B)(1)		0	0	0	0	0	0.00	0	0	0	0.00	0	0.00	0	0.00	NA	NA	0
(2)	Central Government/State Government(s)/President of India		0	0	0	0	0	0.00	0	0	0	0.00	0	0.00	0	0.00	NA	NA	0
	Sub Total (B)(2)		0	0	0	0	0	0.00	0	0	0	0.00	0	0.00	0	0.00	NA	NA	0



Table III - Statement showing shareholding pattern of the Public shareholder

Category	Category & Name of the Shareholder	PAN	No of Shareholders	No of fully paid up equity shares held	No of Partly paid-up equity shares held	No of Shares Underlying Depository Receipts	Total No of Shares Held (IV+V+VI)	Shareholding as a % of total no of shares (A+B+C2)	Number of Voting Rights held in each class of securities			No of Shares Underlying Outstanding convertible securities (Including Warrants)	Shareholding as a % assuming full conversion of convertible Securities (as a percentage of diluted share capital)	Number of Locked in Shares		Number of Shares pledged or otherwise encumbered		Number of equity shares held in dematerialized form	
									No of Voting Rights		Total as a % of (A+B+C)			No.	As a % of total Shares held	No.	As a % of total Shares held		
									Class X	Class Y									Total
	(I)	(II)	(III)	(IV)	(V)	(VI)	(VII)	(VIII)	(IX)			(X)	(XI)	(XII)		(XIII)		(XIV)	
(3)	Non-Institutions																		
(a)	i.Individual shareholders holding nominal share capital up to Rs.2 lakhs		0	0	0	0	0	0.00	0	0	0	0.00	0	0.00	0	0.00	NA	NA	0
	ii.Individual shareholders holding nominal share capital in excess of Rs. 2 Lakhs		0	0	0	0	0	0.00	0	0	0	0.00	0	0.00	0	0.00	NA	NA	0
			0	0	0	0	0	0.00	0	0	0	0.00	0	0.00	0	0.00	NA	NA	0
(b)	NBFCs Registered with RBI		0	0	0	0	0	0.00	0	0	0	0.00	0	0.00	0	0.00	NA	NA	0
(c)	Employee Trusts		0	0	0	0	0	0.00	0	0	0	0.00	0	0.00	0	0.00	NA	NA	0
(d)	Overseas Depositories (Holding DRs)(Balancing figure)		0	0	0	0	0	0.00	0	0	0	0.00	0	0.00	0	0.00	NA	NA	0
(e)	Any Other		0	0	0	0	0	0.00	0	0	0	0.00	0	0.00	0	0.00	NA	NA	0
	TRUSTS		0	0	0	0	0	0.00	0	0	0	0.00	0	0.00	0	0.00	NA	NA	0
	NON RESIDENT INDIANS		0	0	0	0	0	0.00	0	0	0	0.00	0	0.00	0	0.00	NA	NA	0
	CLEARING MEMBERS		0	0	0	0	0	0.00	0	0	0	0.00	0	0.00	0	0.00	NA	NA	0
	NON RESIDENT INDIAN NON REPATRIABLE		0	0	0	0	0	0.00	0	0	0	0.00	0	0.00	0	0.00	NA	NA	0
	BODIES CORPORATES		0	0	0	0	0	0.00	0	0	0	0.00	0	0.00	0	0.00	NA	NA	0
	Sub Total (B)(3)		0	0	0	0	0	0.00	0	0	0	0.00	0	0.00	0	0.00	NA	NA	0
	Total Public Shareholding (B) = (B)(1)+(B)(2)+(B)(3)		0	0	0	0	0	0.00	0	0	0	0.00	0	0.00	0	0.00	NA	NA	0



Table IV - Statement showing shareholding pattern of the Non Promoter - Non Public Shareholder

Category	Category & Name of the Shareholder	PAN	No of Share-holders	No of fully paid up equity shares held	No of Partly paid-up equity shares held	No of Shares Underlying Depository Receipts	Total No of Shares Held (IV+V+VI)	Shareholding as a % of total no of shares (A+B+C2)	Number of Voting Rights held in each class of securities			No of Shares Underlying Outstanding convertible securities (Including Warrants)	Shareholding as a % assuming full conversion of convertible Securities (as a percentage of diluted share capital)	Number of Locked in Shares		Number of Shares pledged or otherwise encumbered		Number of equity shares held in dematerialized form	
									No of Voting Rights		Total as a % of (A+B+C)			No.	As a % of total Shares held	No.	As a % of total Shares held		
									Class X	Class Y	Total								
	(I)	(II)	(III)	(IV)	(V)	(VI)	(VII)	(VIII)	(IX)			(X)	(XI)	(XII)		(XIII)		(XIV)	
(1)	Custodian/DR Holder		0	0	0	0	0	0.00	0	0	0	0.00	0	0.00	0	0.00	NA	NA	0
(2)	Employee Benefit Trust (under SEBI(Share based Employee Benefit) Regulations 2014)		0	0	0	0	0	0.00	0	0	0	0.00	0	0.00	0	0.00	NA	NA	0
	Total Non-Promoter-Non Public Shareholding (C) = (C)(1)+(C)(2)		0	0	0	0	0	0.00	0	0	0	0.00	0	0.00	0	0.00		NA	0



Details of the shareholders acting as persons in Concert including their Shareholding:			
Name of Shareholder	Name of PAC	No of shares	Holding%
Total:		0	0

9



α

Details of Shares which remain unclaimed may be given hear along with details such as number of shareholders,
outstanding shares held in demat/unclaimed suspense account

No of Shareholders

--

No of shares

--

2



2

Format of Holding of Specified securities

1. Name of Listed Entity: **PJSA TECHNOLOGICAL PRIVATE LIMITED**
2. Scrip Code/Name of Scrip/Class of Security: **NOT APPLICABLE**
3. Share Holding Pattern Filed under: Reg. 31(1)(a)/Reg.31(1)(b)/Reg.31(1)(c)
 - a. if under 31(1)(b) then indicate the report for quarter ending
 - b. if under 31(1)(c) then indicate date of allotment/extinguishment

4. Declaration : The Listed entity is required to submit the following declaration to the extent of submission of information:

		Post Merger	
		NA	NA
Particulars		YES*	NO*
a	Whether the Listed Entity has issued any partly paid up shares	-	-
b	Whether the Listed Entity has issued any Convertible Securities or Warrants?	-	-
c	Whether the Listed Entity has any shares against which depository receipts are issued?	-	-
d	Whether the Listed Entity has any shares in locked-in?	-	-
e	Whether any shares held by promoters are pledge or otherwise encumbered?	-	-

*if the Listed Entity selects the option 'NO' for the questions above, the columns for the partly paid up shares, Outstanding Convertible Securities/Warrants, depository receipts, locked-in shares, No of shares pledged or otherwise encumbered by promoters, as applicable, shall not be displayed at the time of dissemination on the Stock Exchange website. Also wherever there is 'No' declared by Listed entity in above table the values will be considered as 'Zero' by default on submission of the format of holding of specified securities.

5 The tabular format for disclosure of holding of specified securities is as follows:

For PJSA Technosoft Private Limited


Director

Table I - Summary Statement holding of specified securities

Category	Category of Shareholder	No of Shareholders	No of fully paid up equity shares held	No of Partly paid-up equity shares held	No of Shares Underlying Depository Receipts	Total No of Shares Held (VII) = (IV)+(V)+(VI)	Shareholding as a % of total no of shares (As a % of (A+B+C2))	Number of Voting Rights held in each class of securities				No of Shares Underlying Outstanding convertible securities (Including Warrants)	Shareholding as a % assuming full conversion of convertible Securities (as a percentage of diluted share capital)	Number of Locked in Shares		Number of Shares pledged or otherwise encumbered		Number of equity shares held in dematerialized form
								No of Voting Rights			Total as a % of (A+B+C)			No.	As a % of total Shares held	No.	As a % of total Shares held	
								Class X	Class Y	Total								
(I)	(II)	(III)	(IV)	(V)	(VI)	(VII)	(VIII)	(IX)				(X)	(XI)	(XII)		(XIII)		(XIV)
(A)	Promoter & Promoter Group	7	23510000	0	0	23510000	100	23510000	0	23510000	100.00	0	0.00	0	0.00	0	0.00	0
(B)	Public	0	0	0	0	0	NA	0	0	0	0.00	0	NA	0	0.00	NA	NA	0
(C)	Non Promoter-Non Public																	
(C1)	Shares underlying DRs	0	0	0	0	0	NA	0	0	0	0.00	0	NA	0	0.00	NA	NA	0
(C2)	Shares held by Employees Trusts	0	0	0	0	0	0.00	0	0	0	0.00	0	0.00	0	0.00	NA	NA	0
	Total:	7	23510000	0	0	23510000	100	23510000	0	23510000	100.00	0	0.00	0	0.00	0	0.00	0



Table II - Statement showing shareholding pattern of the Promoter and Promoter Group

Category	Category & Name of the Shareholder	PAN	No of Share-holders	No of fully paid up equity shares held	No of Partly paid-up equity shares held	No of Shares Underlying Depository Receipts	Total No of Shares Held (IV+V+VI)	Sharehold ing as a % of total no of shares (calculated as per SCRR, 1957 (VIII) As a % of (A+B+C2)	Number of Voting Rights held in each class of securities				No of Shares Underly ing Outstand ing converti ble securitie s (Includin g Warrant s)	Shareholdin g as a % assuming full conversion of convertible Securities (as a percentage of diluted share capital) (VII)+(X) As a % of (A+B+C2)	Number of Locked in Shares		Number of Shares pledged or otherwise encumbered		Number of equity shares held in demateriali zed form
									No of Voting Rights			Total as a % of (A+B+C)			No.	As a % of total Shares	No.	As a % of total Shares	
									Class X	Class Y	Total								
	(I)	(II)	(III)	(IV)	(V)	(VI)	(VII)	(VIII)	(IX)				(X)	(XI)	(XII)		(XIII)		(XIV)
(1)	Indian																		
(a)	Individuals/Hindu undivided Family		0	0	0	0	0	0.00	0	0	0	0.00	0	0.00	0	0.00	0	0.00	0
(b)	Central Government/State Government(s)		0	0	0	0	0	0.00	0	0	0	0.00	0	0.00	0	0.00	0	0.00	0
(c)	Financial Institutions/Banks		0	0	0	0	0	0.00	0	0	0	0.00	0	0.00	0	0.00	0	0.00	0



Table II - Statement showing shareholding pattern of the Promoter and Promoter Group

Category	Category & Name of the Shareholder	PAN	No of Share-holders	No of fully paid up equity shares held	No of Partly paid-up equity shares held	No of Shares Underlying Depository Receipts	Total No of Shares Held (IV+V+VI)	Shareholding as a % of total no of shares (calculated as per SCRR, 1957 (VIII) As a % of (A+B+C2)	Number of Voting Rights held in each class of securities			No of Shares Underlying Outstanding convertible securities (Including Warrants)	Shareholding as a % assuming full conversion of convertible Securities (as a percentage of diluted share capital) (VII)+(X) As a % of (A+B+C2)	Number of Locked in Shares		Number of Shares pledged or otherwise encumbered		Number of equity shares held in dematerialized form
									No of Voting Rights			Total as a % of (A+B+C)		No.	As a % of total Shares	No.	As a % of total Shares	
									Class X	Class Y	Total							
	(I)	(II)	(III)	(IV)	(V)	(VI)	(VII)	(VIII)	(IX)			(X)	(XI)	(XII)		(XIII)		(XIV)
(d)	Any Other							0.00				0.00	0.00					
	UFO Moviez India Limited		1	9994	0	0	9994	0.04	0	0	0	0.00	0	0.04	0	0.00	0	0.00
	Sanjay Gaikwad (As Nominee of UFO Moviez India Ltd)		1	1	0	0	1	0.00	0	0	0	0.00	0	0.00	0	0.00	0	0.00
	Kapil Agarwal (As Nominee of UFO Moviez India Ltd)		1	1	0	0	1	0.00	0	0	0	0.00	0	0.00	0	0.00	0	0.00
	Rajesh Mishra (As Nominee of UFO Moviez India Ltd)		1	1	0	0	1	0.00	0	0	0	0.00	0	0.00	0	0.00	0	0.00
	Deepak Ranjan (As Nominee of UFO Moviez India Ltd)		1	1	0	0	1	0.00	0	0	0	0.00	0	0.00	0	0.00	0	0.00
	Ashish Malushte (As Nominee of UFO Moviez India Ltd)		1	1	0	0	1	0.00	0	0	0	0.00	0	0.00	0	0.00	0	0.00
	Vishnu Patel (As Nominee of UFO Moviez India Ltd)		1	1	0	0	1	0.00	0	0	0	0.00	0	0.00	0	0.00	0	0.00
	UFO Moviez India Limited #			23500000	0	0	23500000	99.96	0	0	0	0.00	0	99.96	0	0.00	0	0.00
												0.00	0.00					
	Sub-Total (A)(1)		7	23510000	0	0	23510000	100.00	0	0	0	0.00	0	100.00	0	0.00	0	0.00
(2)	Foreign																	
(a)	Individuals (Non-Resident Individuals/Foreign Individuals)		0	0	0	0	0	0.00	0	0	0	0.00	0	0.00	0	0.00	0	0.00
(b)	Government		0	0	0	0	0	0.00	0	0	0	0.00	0	0.00	0	0.00	0	0.00
(c)	Institutions		0	0	0	0	0	0.00	0	0	0	0.00	0	0.00	0	0.00	0	0.00
(d)	Foreign Portfolio Investor		0	0	0	0	0	0.00	0	0	0	0.00	0	0.00	0	0.00	0	0.00
(e)	Any Other		0	0	0	0	0	0.00	0	0	0	0.00	0	0.00	0	0.00	0	0.00



Table II - Statement showing shareholding pattern of the Promoter and Promoter Group

Category	Category & Name of the Shareholder	PAN	No of Share-holders	No of fully paid up equity shares held	No of Partly paid-up equity shares held	No of Shares Underlying Depository Receipts	Total No of Shares Held (IV+V+VI)	Shareholdin g as a % of total no of shares (calculated as per SCRR, 1957 (VIII) As a % of (A+B+C2)	Number of Voting Rights held in each class of securities				No of Shares Underlyi ng Outstand ing converti ble securitie s (Includin g Warrant s)	Shareholdin g as a % assuming full conversion of convertible Securities (as a percentage of diluted share capital) (VII)+(X) As a % of (A+B+C2)	Number of Locked in Shares		Number of Shares pledged or otherwise encumbered		Number of equity shares held in demateriali zed form
									No of Voting Rights			Total as a % of (A+B+C)			No.	As a % of total Shares	No.	As a % of total Shares	
									Class X	Class Y	Total								
	(I)	(II)	(III)	(IV)	(V)	(VI)	(VII)	(VIII)	(IX)			(X)	(XI)	(XII)		(XIII)		(XIV)	
	Sub-Total (A)(2)		0	0	0	0	0	0.00	0	0	0	0.00	0	0.00	0	0.00	0	0.00	0
	Total Shareholding of Promoter and Promoter Group (A)=(A)(1)+(A)(2)		7	23510000	0	0	23510000	100.00	0	0	0	0.00	0	100.00	0	0.00	0	0.00	0

Note: #: Will be allotted pursuant to Clause 36.1 of the Scheme



Table III - Statement showing shareholding pattern of the Public shareholder

Category	Category & Name of the Shareholder	PAN	No of Share-holders	No of fully paid up equity shares held	No of Partly paid-up equity shares held	No of Shares Underlying Depository Receipts	Total No of Shares Held (IV+V+VI)	Shareholding as a % of total no of shares (A+B+C2)	Number of Voting Rights held in each class			No of Shares Underlying Outstanding convertible securities (Including Warrants)	Shareholding as a % assuming full conversion of convertible Securities (as a percentage of diluted share capital)	Number of Locked in Shares	Number of Shares pledged or otherwise encumbered		Number of equity shares held in dematerialized form		
									No of Voting Rights			Total as a % of (A+B+C)		No.	As a % of total Shares held	No.	As a % of total Shares held		
									Class X	Class Y	Total								
	(I)	(II)	(III)	(IV)	(V)	(VI)	(VII)	(VIII)	(IX)			(X)	(XI)	(XII)	(XIII)		(XIV)		
(1)	Institutions		0	0	0	0	0	0.00	0	0	0	0.00	0	0.00	0	0.00	NA	NA	0
(b)	Venture Capital Funds		0	0	0	0	0	0.00	0	0	0	0.00	0	0.00	0	0.00	NA	NA	0
(c)	Alternate Investment Funds		0	0	0	0	0	0.00	0	0	0	0.00	0	0.00	0	0.00	NA	NA	0
(d)	Foreign Venture Capital Investors		0	0	0	0	0	0.00	0	0	0	0.00	0	0.00	0	0.00	NA	NA	0
(e)	Foreign Portfolio Investors		0	0	0	0	0	0.00	0	0	0	0.00	0	0.00	0	0.00	NA	NA	0
(f)	Financial Institutions/Banks		0	0	0	0	0	0.00	0	0	0	0.00	0	0.00	0	0.00	NA	NA	0
(g)	Insurance Companies		0	0	0	0	0	0.00	0	0	0	0.00	0	0.00	0	0.00	NA	NA	0
(h)	Provident Funds/Pension Funds		0	0	0	0	0	0.00	0	0	0	0.00	0	0.00	0	0.00	NA	NA	0
(i)	Any Other		0	0	0	0	0	0.00	0	0	0	0.00	0	0.00	0	0.00	NA	NA	0
	Sub Total (B)(1)		0	0	0	0	0	0.00	0	0	0	0.00	0	0.00	0	0.00	NA	NA	0
(2)	Central Government/State Government(s)/President of India		0	0	0	0	0	0.00	0	0	0	0.00	0	0.00	0	0.00	NA	NA	0
	Sub Total (B)(2)		0	0	0	0	0	0.00	0	0	0	0.00	0	0.00	0	0.00	NA	NA	0
(3)	Non-Institutions																		
(a)	i. Individual shareholders holding nominal share capital up to Rs.2 lakhs		0	0	0	0	0	0.00	0	0	0	0.00	0	0.00	0	0.00	NA	NA	0
	ii. Individual shareholders holding nominal share capital in excess of Rs. 2 Lakhs		0	0	0	0	0	0.00	0	0	0	0.00	0	0.00	0	0.00	NA	NA	0
(b)	NBFCs Registered with RBI		0	0	0	0	0	0.00	0	0	0	0.00	0	0.00	0	0.00	NA	NA	0
(c)	Employee Trusts		0	0	0	0	0	0.00	0	0	0	0.00	0	0.00	0	0.00	NA	NA	0
(d)	Overseas Depositories (Holding DRs)(Balancing figure)		0	0	0	0	0	0.00	0	0	0	0.00	0	0.00	0	0.00	NA	NA	0
(e)	Any Other		0	0	0	0	0	0.00	0	0	0	0.00	0	0.00	0	0.00	NA	NA	0
	CLEARING MEMBERS		0	0	0	0	0	0.00	0	0	0	0.00	0	0.00	0	0.00	NA	NA	0
	Sub Total (B)(3)		0	0	0	0	0	0.00	0	0	0	0.00	0	0.00	0	0.00	NA	NA	0
	Total Public Shareholding (B) = (B)(1)+(B)(2)+(B)(3)		0	0	0	0	0	0.00	0	0	0	0.00	0	0.00	0	0.00	NA	NA	0



Table IV - Statement showing shareholding pattern of the Non Promoter - Non Public Shareholder

Category	Category & Name of the Shareholder	PAN	No of Shareholders	No of fully paid up equity shares held	No of Partly paid-up equity shares held	No of Shares Underlying Depository Receipts	Total No of Shares Held (IV+V+VI)	Shareholding as a % of total no of shares (A+B+C2)	Number of Voting Rights held in each class of securities			No of Shares Underlying Outstanding convertible securities (Including Warrants)	Shareholding as a % assuming full conversion of convertible Securities (as a percentage of diluted share capital)	Number of Locked in Shares		Number of Shares pledged or otherwise encumbered		Number of equity shares held in dematerialized form	
														No.	As a % of total Shares held	No.	As a % of total Shares held		
									No of Voting Rights		Total as a % of (A+B+C)								
									Class X	Class Y	Total								
	(I)	(II)	(III)	(IV)	(V)	(VI)	(VII)	(VIII)	(IX)			(X)	(XI)	(XII)		(XIII)		(XIV)	
(1)	Custodian/DR Holder		0	0	0	0	0	0.00	0	0	0	0.00	0	0.00	0	0.00	NA	NA	0
(2)	Employee Benefit Trust (under SEBI(Share based Employee Benefit) Regulations 2014)		0	0	0	0	0	0.00	0	0	0	0.00	0	0.00	0	0.00	NA	NA	0
	Total Non-Promoter-Non Public Shareholding (C) = (C)(1)+(C)(2)		0	0	0	0	0	0.00	0	0	0	0.00	0	0.00	0	0.00		NA	0



Details of the shareholders acting as persons in Concert including their Shareholding:

Name of Shareholder	Name of PAC	No of shares	Holding%
Total:		0	0



Details of Shares which remain unclaimed may be given hear along with details such as number of shareholders,
outstanding shares held in demat/unclaimed suspense account

No of Shareholders

--

No of shares

--



Format of Holding of Specified securities

1. Name of Listed Entity: NOT APPLICABLE
2. Scrip Code/Name of Scrip/Class of Security: **BSE Scrip Code:** **NSE Symbol:**
3. Share Holding Pattern Filed under: Reg. 31(1)(a)/Reg.31(1)(b)/Reg.31(1)(c)
 - a. if under 31(1)(b) then indicate the report for quarter ending
 - b. if under 31(1)(c) then indicate date of allotment/extinguishment
4. Declaration : The Listed entity is required to submit the following declaration to the extent of submission of information:

Particulars		
	YES*	NO*
a	Whether the Listed Entity has issued any partly paid up shares	
b	Whether the Listed Entity has issued any Convertible Securities or Warrants?	
c	Whether the Listed Entity has any shares against which depository receipts are issued?	
d	Whether the Listed Entity has any shares in locked-in?	
e	Whether any shares held by promoters are pledge or otherwise encumbered?	

*if the Listed Entity selects the option 'NO' for the questions above, the columns for the partly paid up shares, Outstanding Convertible Securities/Warrants, depository receipts, locked-in shares, No of shares pledged or otherwise encumbered by promoters, as applicable, shall not be displayed at the time of dissemination on the Stock Exchange website. Also wherever there is 'No' declared by Listed entity in above table the values will be considered as 'Zero' by default on submission of the format of holding of specified securities.

- 5 The tabular format for disclosure of holding of specified securities is as follows:

For Qube Digital Cinema Pvt. Ltd.



Director

Table I - Summary Statement holding of specified securities

QUBE DIGITAL CINEMA PRIVATE LIMITED- As on 24th NOVEMBER, 2017


QUBE DIGITAL CINEMA PRIVATE LIMITED- As on 24th NOVEMBER, 2017																	
Category	Category of Shareholder	No of Shareholders	No of fully paid up equity shares held	No of Partly paid-up equity shares held	No of Shares Underlying Depository Receipts	Total No of Shares Held (VII) = (IV)+(V)+(VI)	Shareholding as a % of total no of shares (As a % of (A+B+C2))	Number of Voting Rights held in each class of securities			No of Shares Underlying Outstanding convertible securities (Including Warrants)	Shareholding as a % assuming full conversion of convertible Securities (as a percentage of diluted share capital)	Number of Locked in Shares		Number of Shares pledged or otherwise encumbered		Number of equity shares held in dematerialized form
								No of Voting Rights		Total as a % of (A+B+C)			No.	As a % of total Shares held	No.	As a % of total Shares held	
								Class X	Class Y	Total							
(I)	(II)	(III)	(IV)	(V)	(VI)	(VII)	(VIII)	(IX)			(X)	(XI)	(XII)		(XIII)		(XIV)
(A)	Promoter & Promoter Group	2	10000	0	0	10000	100.00				0	100.00	0	0.00	0	0.00	0
(B)	Public	0	0	0	0	0	0.00				0	0.00	0	0.00	0	0	0
(C)	Non Promoter-Non Public	0	0	0	0	0	0.00				0	0	0	0	0	0	0
(C1)	Shares underlying DRs	0	0	0	0	0	0.00				0	0	0	0.00	0	0	0
(C2)	Shares held by Employees Trusts	0	0	0	0	0	0.00				0	0.00	0	0.00	0	0	0
	Total:	2	10000	0	0	10000	100.00				0	100.00	0	0.00	0	0.00	0

For Qube Digital Cinema Pvt. Ltd.




Director

Category	Category & Name of the Shareholder	PAN	No of Share-holders	No of fully paid up equity shares held	No of Partly paid-up equity shares held	No of Shares Underlying Depository Receipts	Total No of Shares Held (IV+V+VI)	Shareholdin g as a % of total no of shares (calculated as per SCRR, 1957 (VIII) As a % of (A+B+C2)	Number of Voting Rights held in each class of securities			No of Shares Underlyi ng Outstandi ng converti ble securitie s (Includin g Warrant s)	Shareholdin g as a % assuming full conversion of convertible Securities (as a percentage of diluted share capital) (VII)+(X) As a % of (A+B+C2)	Number of Locked in Shares		Number of Shares pledged or otherwise encumbered		Number of equity shares held in demateriali zed form
									No of Voting Rights			Total as a % of (A+B+C)		No.	As a % of total Shares	No.	As a % of total Shares	
	(I)	(II)	(III)	(IV)	(V)	(VI)	(VII)	(VIII)	Class X	Class Y	Total		(X)	(XI)	(XII)	(XIII)	(XIV)	
(1)	Indian																	
(a)	Individuals/Hindu undivided Family		2															
	V. Senthil Kumar	AAHP58822P		5000	0	0	5000	50.00	0	0	0	0.00	0	0.00	0	0.00	0	0.00
	Vandana Gopikumar	ACKPV3721B		5000	0	0	5000	50.00	0	0	0	0.00	0	0.00	0	0.00	0	0.00
(b)	Central Government/State Government(s)																	
(c)	Financial Institutions/Banks																	



Category	Category & Name of the Shareholder	PAN	No of Share-holders	No of fully paid up equity shares held	No of Partly paid-up equity shares held	No of Shares Underlying Depository Receipts	Total No of Shares Held (IV+V+VI)	Shareholding as a % of total no of shares (calculated as per SCRR, 1957 (VIII) As a % of (A+B+C2)	Number of Voting Rights held in each class of securities			No of Shares Underlying Outstanding convertible securities (Including Warrants)	Shareholding as a % assuming full conversion of convertible Securities (as a percentage of diluted share capital) (VII)+(X) As a % of (A+B+C2)	Number of Locked in Shares		Number of Shares pledged or otherwise encumbered		Number of equity shares held in dematerialized form
									No of Voting Rights			Total as a % of (A+B+C)		No.	As a % of total Shares	No.	As a % of total Shares	
	(I)	(II)	(III)	(IV)	(V)	(VI)	(VII)	(VIII)	Class X	Class Y	Total		(X)	(XI)	(XII)	(XIII)	(XIV)	
(d)	Any Other																	
	Sub-Total (A)(1)			10000			10000	100.00										
(2)	Foreign																	
(a)	Individuals (Non-Resident Individuals/Foreign Individuals)																	
(b)	Government																	
(c)	Institutions																	
(d)	Foreign Portfolio Investor																	
(e)	Any Other																	
	Sub-Total (A)(2)																	
	Total Shareholding of Promoter and Promoter Group (A)=(A)(1)+(A)(2)			10000			10000	100.00	0	0	0	0.00	0	0.00	0	0.00	0	0.00




QUBE DIGITAL CINEMA PRIVATE LIMITED - AS ON 24th NOVEMBER, 2017

QUBE DIGITAL CINEMA PRIVATE LIMITED - AS ON 24th NOVEMBER, 2017

Category	Category & Name of the Shareholder	PAN	No of Share-holders	No of fully paid up equity shares held	No of Partly paid-up equity shares held	No of Shares Underlying Depository Receipts	Total No of Shares Held (IV+V+VI)	Sharehold ing as a % of total no of shares (A+B+C2)	Number of Voting Rights held in each class of securities			No of Shares Underlying Outstanding convertible securities (Including Warrants)	Shareholdin g as a % assuming full conversion of convertible Securities (as a percentage of diluted share capital))	Number of Locked in Shares		Number of Shares pledged or otherwise encumbered		Number of equity shares held in dematerial ized form
									No of Voting Rights		Total as a % of (A+B+C)			No.	As a % of total Shares held	No.	As a % of total Shares held	
	(I)	(II)	(III)	(IV)	(V)	(VI)	(VII)	(VIII)	Class X	Class Y	Total							
(1)	Institutions								(IX)			(X)	(XI)	(XII)		(XIII)		(XIV)
(a)	Mutual Funds																	
(b)	Venture Capital Funds																	
(c)	Alternate Investment Funds																	
(d)	Foreign Venture Capital Investors																	
(e)	Foreign Portfolio Investors																	
(f)	Financial Institutions/Banks																	

NIL

NIL




QUBE DIGITAL CINEMA PRIVATE LIMITED - AS ON 24th NOVEMBER, 2017

Category	Category & Name of the Shareholder	PAN	No of Share-holders	No of fully paid up equity shares held	No of Partly paid-up equity shares held	No of Shares Underlying Depository Receipts	Total No of Shares Held (IV+V+VI)	Sharehold ing as a % of total no of shares (A+B+C2)	Number of Voting Rights held in each class of securities			No of Shares Underlying Outstanding convertible securities (Including Warrants)	Shareholdin g as a % assuming full conversion of convertible Securities (as a percentage of diluted share capital)	Number of Locked in Shares		Number of Shares pledged or otherwise encumbered		Number of equity shares held in dematerial ized form
									No of Voting Rights		Total as a % of (A+B+C)			No.	As a % of total Shares held	No.	As a % of total Shares held	
	(I)	(II)	(III)	(IV)	(V)	(VI)	(VII)	(VIII)	Class X	Class Y	Total							
(g)	Insurance Companies								(IX)			(X)	(XI)	(XII)	(XIII)	(XIV)		
(h)	Provident Funds/Pension Funds																	
(i)	Any Other																	
	FOREIGN CORPORATE BODIES																	
	Sub Total (B)(1)																	
(2)	Central Government/State Government(s)/President of India																	
	Sub Total (B)(2)																	

NIL

NIL



Category	Category & Name of the Shareholder	PAN	No of Share-holders	No of fully paid up equity shares held	No of Partly paid-up equity shares held	No of Shares Underlying Depository Receipts	Total No of Shares Held (IV+V+VI)	Sharehold ing as a % of total no of shares (A+B+C2)	Number of Voting Rights held in each class of securities			No of Shares Underlying Outstanding convertible securities (Including Warrants)	Sharehold ing as a % assuming full conversion of convertible Securities (as a percentage of diluted share capital)	Number of Locked in Shares		Number of Shares pledged or otherwise encumbered		Number of equity shares held in dematerial ized form
									No of Voting Rights					No.	As a % of total Shares held	No.	As a % of total Shares held	
									Class X	Class Y	Total							
	(I)	(II)	(III)	(IV)	(V)	(VI)	(VII)	(VIII)	(IX)			(X)	(XI)	(XII)	(XIII)	(XIV)		
(3)	Non-Institutions																	
(a)	i. Individual shareholders holding nominal share capital up to Rs.2 lakhs																	
	ii. Individual shareholders holding nominal share capital in excess of Rs. 2 Lakhs																	
(b)	NBFCs Registered with RBI																	
(c)	Employee Trusts																	
(d)	Overseas Depositories (Holding DRs)(Balancing figure)																	
(e)	Any Other																	
	TRUSTS																	
	NON RESIDENT INDIANS																	
	CLEARING MEMBERS																	
	NON RESIDENT INDIAN NON REPATRIABLE																	
	BODIES CORPORATES																	
	Sub Total (B)(3)																	
	Total Public Shareholding (B) = (B)(1)+(B)(2)+(B)(3)																	

NIL





Table IV - Statement showing shareholding pattern of the Non Promoter - Non Public Shareholder

QUBE DIGITAL CINEMA PRIVATE LIMITED - AS ON 24th NOVEMBER, 2017


QUBE DIGITAL CINEMA PRIVATE LIMITED - AS ON 24th NOVEMBER, 2017

Category	Category & Name of the Shareholder	PAN	No of Share-holders	No of fully paid up equity shares held	No of Partly paid-up equity shares held	No of Shares Underlying Depository Receipts	Total No of Shares Held (IV+V+VI)	Shareholding as a % of total no of shares (A+B+C2)	Number of Voting Rights held in each class of securities			No of Shares Underlying Outstanding convertible securities (Including Warrants)	Shareholding as a % assuming full conversion of convertible Securities (as a percentage of diluted share capital)	Number of Locked in Shares		Number of Shares pledged or otherwise encumbered		Number of equity shares held in dematerialized form
									No of Voting Rights		Total as a % of (A+B+C)			No.	As a % of total Shares held	No.	As a % of total Shares held	
									Class X	Class Y	Total							
	(I)	(II)	(III)	(IV)	(V)	(VI)	(VII)	(VIII)	(IX)			(X)	(XI)	(XII)		(XIII)	(XIV)	
(1)	Custodian/DR Holder	NIL																
(2)	Employee Benefit Trust (under SEBI(Share based Employee Benefit) Regulations 2014)																	
	Total Non-Promoter-Non Public Shareholding (C) = (C)(1)+(C)(2)																	



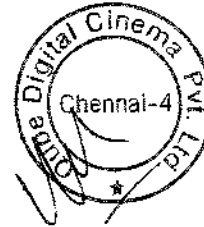
Details of the shareholders acting as persons in Concert including their Shareholding:

Name of Shareholder	Name of PAC	No of shares	Holding%
Total:			



Details of Shares which remain unclaimed may be given hear along with details such as number of shareholders, outstanding shares held in demat/unclaimed suspense account

No of Shareholders	No of shares
--	--



Format of Holding of Specified securities

1. Name of Listed Entity: NOT APPLICABLE
2. Scrip Code/Name of Scrip/Class of Security: **BSE Scrip Code:** **NSE Symbol:**
3. Share Holding Pattern Filed under: Reg. 31(1)(a)/Reg.31(1)(b)/Reg.31(1)(c)
 - a. if under 31(1)(b) then indicate the report for quarter ending
 - b. if under 31(1)(c) then indicate date of allotment/extinguishment
4. Declaration : The Listed entity is required to submit the following declaration to the extent of submission of information:

	Particulars	YES*	NO*
a	Whether the Listed Entity has issued any partly paid up shares		
b	Whether the Listed Entity has issued any Convertible Securities or Warrants?		
c	Whether the Listed Entity has any shares against which depository receipts are issued?		
d	Whether the Listed Entity has any shares in locked-in?		
e	Whether any shares held by promoters are pledge or otherwise encumbered?		

*if the Listed Entity selects the option 'NO' for the questions above, the columns for the partly paid up shares, Outstanding Convertible Securities/Warrants, depository receipts, locked-in shares, No of shares pledged or otherwise encumbered by promoters, as applicable, shall not be displayed at the time of dissemination on the Stock Exchange website. Also wherever there is 'No' declared by Listed entity in above table the values will be considered as 'Zero' by default on submission of the format of holding of specified securities.

- 5 The tabular format for disclosure of holding of specified securities is as follows:

For Qube Digital Cinema Pvt. Ltd.



Director

Table I - Summary Statement holding of specified securities


Qube Digital Cinema Pvt Ltd - Immediately upon Demerger

Category	Category of Shareholder	No of Shareholders	No of fully paid up equity shares held	No of Partly paid-up equity shares held	No of Shares Underlying Depository Receipts	Total No of Shares Held (VII) = (IV)+(V)+(VI)	Shareholding as a % of total no of shares (As a % of (A+B+C2))	Number of Voting Rights held in each class of securities			No of Shares Underlying Outstanding convertible securities (Including Warrants and options)	Shareholding as a % assuming full conversion of convertible Securities (as a percentage of diluted share capital)	Number of Locked in Shares		Number of Shares pledged or otherwise encumbered		Number of equity shares held in dematerialized form
								No of Voting Rights		Total as a % of (A+B+C)			No.	As a % of total Shares held	No.	As a % of total Shares held	
								Class X	Class Y	Total							
(I)	(II)	(III)	(IV)	(V)	(VI)	(VII)	(VIII)	(IX)			(X)	(XI)	(XII)		(XIII)		(XIV)
(A)	Promoter & Promoter Group	13	55,23,091	0	0	55,23,091	28.35	1:1 ratio (One share one vote basis)			0	27.81	0	0.00	0	0.00	
(B)	Public*	198	13960023	0	0	13960023	71.65				375000*	72.19	0	0.00	0	0.00	
(C)	Non Promoter-Non Public	0	-	0	0	-	0.00						0	0	0	0	
(C1)	Shares underlying DRs	0	0	0	0	0	0.00				0	0	0	0.00	0	0	
(C2)	Shares held by Employees Trusts		-	0	0	-	0.00				0	0.00	0	0.00	0	0	
Total:		211	1,94,83,114	0	0	1,94,83,114	100.00				3,75,000	100.00	0	0.00	0	0.00	

*includes the shares held by Employee Trusts

** Held as options and are yet to be exercised

For Qube Digital Cinema Pvt. Ltd.



Director

Table II - Statement showing shareholding pattern of the Promoter and Promoter Group

Qube Digital Cinema Pvt Ltd - Immediately upon Demerger

Category	Category & Name of the Shareholder	PAN	No of Share-holders	No of fully paid up equity shares held	No of Partly paid-up equity shares held	No of Shares Underlying Depository Receipts	Total No of Shares Held (IV+V+VI)	Shareholdin g as a % of total no of shares (calculated as per SCRR, 1957 (VIII) As a % of (A+B+C2)	Number of Voting Rights held in each class of securities			No of Shares Underlyi ng Outstan ding converti ble securitie s (Includin g Warrant s)	Shareholdin g as a % assuming full conversion of convertible Securities (as a percentage of diluted share capital) (VII)+(X) As a % of (A+B+C2)	Number of Locked in Shares		Number of Shares pledged or otherwise encumbered		Number of equity shares held in demateriali zed form
									No of Voting Rights					No.	As a % of total Shares	No.	As a % of total Shares	
									Class X	Class Y	Total							
	(I)	(II)	(III)	(IV)	(V)	(VI)	(VII)	(VIII)	(IX)			(X)	(XI)	(XII)		(XIII)		(XIV)
(1)	Indian																	
(a)	Individuals/Hindu undivided Family		11															
	Mr. Arun Veerappan	ADPPA6900P		2,98,000			2,98,000	1.53				0	1.50	0	0.00	0	0.00	
	Mr. V. Senthil Kumar	AAHPS8822P		5,53,100			5,53,100	2.84				0	2.79	0	0.00	0	0.00	
	Mrs. Meena Veerappan	AGOPM6214A		5,06,800			5,06,800	2.60				0	2.55	0	0.00	0	0.00	
	Mrs. Vee. Vijayalakshmi	AADPV6576D		2,34,000			2,34,000	1.20				0	1.18	0	0.00	0	0.00	
	Mr. V. Sivakumar	AAHPS8804R		1,87,200			1,87,200	0.96				0	0.94	0	0.00	0	0.00	
	Mr. Raja Enok	AEFPR0361C		44,500			44,500	0.23				0	0.22	0	0.00	0	0.00	
	Mrs. Julie Enok	AINPM7817Q		6,000			6,000	0.03				0	0.03	0	0.00	0	0.00	
	Mr. P.C. Sreeram	AMNPS9176Q		3,57,750			3,57,750	1.84				0	1.80	0	0.00	0	0.00	
	Mr. P. Jayendra	AFVPP5428F		3,57,750			3,57,750	1.84				0	1.80	0	0.00	0	0.00	
	Mr. S. Gunaseelan	AIVPG6358E		30,000			30,000	0.15				0	0.15	0	0.00	0	0.00	
	Mr. D. Ashok Kumar			30,000			30,000	0.15				0	0.15	0	0.00	0	0.00	
(b)	Central Government/State Government(s)																	
(c)	Financial Institutions/Banks																	




Table II - Statement showing shareholding pattern of the Promoter and Promoter Group

Qube Digital Cinema Pvt Ltd - Immediately upon Demerger

Category	Category & Name of the Shareholder	PAN	No of Share-holders	No of fully paid up equity shares held	No of Partly paid-up equity shares held	No of Shares Underlying Depository Receipts	Total No of Shares Held (IV+V+VI)	Shareholdin g as a % of total no of shares (calculated as per SCRR, 1957 (VIII) As a % of (A+B+C2)	Number of Voting Rights held in each class of securities			No of Shares Underlyi ng Outstan ding converti ble securitie s (Includin g Warrant s)	Shareholdin g as a % assuming full conversion of convertible Securities (as a percentage of diluted share capital) (VII)+(X) As a % of (A+B+C2)	Number of Locked in Shares		Number of Shares pledged or otherwise encumbered		Number of equity shares held in dematerialized form
									No of Voting Rights					No.	As a % of total Shares	No.	As a % of total Shares	
									Class X	Class Y	Total							
	(I)	(II)	(III)	(IV)	(V)	(VI)	(VII)	(VIII)	(IX)			(X)	(XI)	(XII)		(XIII)		(XIV)
(d)	Any Other		1						1:1 ratio (One share one vote basis)									
	Real Image LLP	AATFR9609K		24,62,225			24,62,225	12.64				0	12.40	0	0.00	0	0.00	
	Sub-Total (A)(1)		12	50,67,325			50,67,325	26.01				0	25.52	0	0.00	0	0.00	
(2)	Foreign																	
(a)	Individuals (Non-Resident Individuals/Foreign Individuals																	
(b)	Government																	
(c)	Institutions																	
(d)	Foreign Portfolio Investor																	
(e)	Any Other		1															
	Transglobal technologies Inc	Not Applicable		455766			455766	2.34				0	2.30	0	0.00	0	0.00	
	Sub-Total (A)(2)		1	455766			455766	2.34				0	2.30	0	0.00	0	0.00	
	Total Shareholding of Promoter and Promoter Group (A)=(A)(1)+(A)(2)		13	55,23,091			55,23,091	28.35				0	27.81	0	0.00	0	0.00	




Table III - Statement showing shareholding pattern of the Public shareholder

Qube Digital Cinema Pvt Ltd - Immediately upon Demerger

Category	Category & Name of the Shareholder	PAN	No of Shareholders	No of fully paid up equity shares held	No of Partly paid-up equity shares held	No of Shares Underlying Depository Receipts	Total No of Shares Held (IV+V+VI)	Shareholding as a % of total no of shares (A+B+C2)	Number of Voting Rights held in each class of securities			No of Shares Underlying Outstanding convertible securities (Including Warrants)	Shareholding as a % assuming full conversion of convertible Securities (as a percentage of diluted share capital)	Number of Locked in Shares		Number of Shares pledged or otherwise encumbered		Number of equity shares held in dematerialized form
									No of Voting Rights		Total as a % of (A+B+C)			No.	As a % of total Shares held	No.	As a % of total Shares held	
									Class X	Class Y	Total							
	(I)	(II)	(III)	(IV)	(V)	(VI)	(VII)	(VIII)	(IX)			(X)	(XI)	(XII)		(XIII)		(XIV)
(1)	Institutions																	
(a)	Mutual Funds																	
(b)	Venture Capital Funds																	
(c)	Alternate Investment Funds																	
(d)	Foreign Venture Capital Investors																	
(e)	Foreign Portfolio Investors																	
(f)	Financial Institutions/Banks		3															
	Canara Bank			5,31,567			5,31,567	2.73				0	2.68	0	0	0	0	
	Andhra Bank			3,54,378			3,54,378	1.82				0	1.78	0	0	0	0	
	Union Bank of India			3,54,378			3,54,378	1.82				0	1.78	0	0	0	0	



Table III - Statement showing shareholding pattern of the Public shareholder

Qube Digital Cinema Pvt Ltd - Immediately upon Demerger

Category	Category & Name of the Shareholder	PAN	No of Share-holders	No of fully paid up equity shares held	No of Partly paid-up equity shares held	No of Shares Underlying Depository Receipts	Total No of Shares Held (IV+V+VI)	Shareholding as a % of total no of shares (A+B+C2)	Number of Voting Rights held in each class of securities			No of Shares Underlying Outstanding convertible securities (Including Warrants)	Shareholding as a % assuming full conversion of convertible Securities (as a percentage of diluted share capital)	Number of Locked in Shares		Number of Shares pledged or otherwise encumbered		Number of equity shares held in dematerialized form
									No of Voting Rights		Total as a % of (A+B+C)			No.	As a % of total Shares held	No.	As a % of total Shares held	
									Class X	Class Y	Total							
	(I)	(II)	(III)	(IV)	(V)	(VI)	(VII)	(VIII)	(IX)			(X)	(XI)	(XII)	(XIII)	(XIV)		
(g)	Insurance Companies																	
(h)	Provident Funds/Pension Funds																	
(i)	Any Other																	
	FOREIGN CORPORATE BODIES		4															
	Streetedge Capital LP			15,97,302			1597302	8.20				0	8.04	0	0	0	0	
	Intel Capital Corporation			28,94,737			2894737	14.86				0	14.58	0	0	0	0	
	CSI BD (Mauritius)			7,89,941			789941	4.05				0	3.98	0	0	0	0	
	Nomura Asia Investment (MB) Pte. Ltd			56,97,535			5697535	29.24				0	28.69	0	0	0	0	
	Sub Total (B)(1)		7	12219838			12219838	62.72014833					61.54	0	0	0	0	
(2)	Central Government/State Government(s)/President of India																	
	Sub Total (B)(2)		0	0			0	0				0	0	0	0	0	0	




Table III - Statement showing shareholding pattern of the Public shareholder

Qube Digital Cinema Pvt Ltd - Immediately upon Demerger

Category	Category & Name of the Shareholder	PAN	No of Share-holders	No of fully paid up equity shares held	No of Partly paid-up equity shares held	No of Shares Underlying Depository Receipts	Total No of Shares Held (IV+V+VI)	Shareholding as a % of total no of shares (A+B+C2)	Number of Voting Rights held in each class of securities			No of Shares Underlying Outstanding convertible securities (Including Warrants)	Shareholding as a % assuming full conversion of convertible Securities (as a percentage of diluted share capital)	Number of Locked in Shares		Number of Shares pledged or otherwise encumbered		Number of equity shares held in dematerialized form			
									No of Voting Rights		Total as a % of (A+B+C)			No.	As a % of total Shares held	No.	As a % of total Shares held				
	(I)	(II)	(III)	(IV)	(V)	(VI)	(VII)	(VIII)	Class X	Class Y	Total		(X)	(XI)	(XII)	(XIII)	(XIV)	(XV)			
(3)	Non-Institutions								1:1 ratio (One share one vote basis)												
(a)	i. Individual shareholders holding nominal share capital up to Rs.2 lakhs		9																		
	P.C. Nayak			4543			4543	0.02							0	0.02	0	0	0	0	
	Vijay Kumar Angadi			4543			4543	0.02							0	0.02	0	0	0	0	
	K Prasannanjaneya*			2020			2020	0.01							0	0.01	0	0	0	0	
	Ketan Mehta*			5870			5870	0.03							0	0.03	0	0	0	0	
	Susan Zachariah*			8196			8196	0.04							0	0.04	0	0.00	0	0.00	
	A.S. Narayanan*			14820			14820	0.08							0	0.07	0	0	0	0	
	Deepak Hirani*			12210			12210	0.06							0	0.06	0	0	0	0	
	Gowri Padmanabh*			15580			15580	0.08							0	0.08	0	0	0	0	
	P Venkatesh*			3000			3000	0.02							0	0.02	0	0	0	0	
	ii. Individual shareholders holding nominal share capital in excess of Rs. 2 Lakhs		2																		
	Sudha Panchapakesan*			45220			45220	0.23							0	0.23	0	0	0	0	
	Viju Thomas*			24000			24000	0.12							0	0.12	0	0	0	0	
(b)	NBFCs Registered with RBI																				
(c)	Employee Trusts																				
	RIMT Employees Trust		175	810242			810242	4.16							0	4.08	0	0	0	0	
(d)	Overseas Depositories (Holding DRs)(Balancing figure)																				
(e)	Any Other																				
	ESOP Options		4																		
	Rajesh Ramachandran**														120000	0.60	0	0	0	0	
	Arvind Ranganathan**														180000	0.91	0	0	0	0	
	Harsh Krishna Rohatgi**														50000	0.25	0	0	0	0	
	Sanjeev Mehta**														25000	0.13	0	0	0	0	

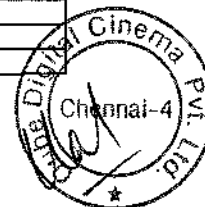


Table III - Statement showing shareholding pattern of the Public shareholder

Qube Digital Cinema Pvt Ltd - Immediately upon Demerger

Category	Category & Name of the Shareholder	PAN	No of Shareholders	No of fully paid up equity shares held	No of Partly paid-up equity shares held	No of Shares Underlying Depository Receipts	Total No of Shares Held (IV+V+VI)	Shareholding as a % of total no of shares (A+B+C2)	Number of Voting Rights held in each class of securities			No of Shares Underlying Outstanding convertible securities (Including Warrants)	Shareholding as a % assuming full conversion of convertible Securities (as a percentage of diluted share capital)	Number of Locked in Shares		Number of Shares pledged or otherwise encumbered		Number of equity shares held in dematerialized form
									No of Voting Rights		Total as a % of (A+B+C)			No.	As a % of total Shares held	No.	As a % of total Shares held	
									Class X	Class Y	Total							
	(I)	(II)	(III)	(IV)	(V)	(VI)	(VII)	(VIII)	(IX)			(X)	(XI)	(XII)	(XIII)	(XIV)		
	TRUSTS																	
	NON RESIDENT INDIANS																	
	CLEARING MEMBERS																	
	NON RESIDENT INDIAN NON REPATRIABLE																	
	BODIES CORPORATES		1															
	Payone Enterprise Pvt. Ltd.			789941			789941	4.05				0	3.98	0	0	0	0	
	Sub Total (B)(3)		191	1740185			1740185	8.931760087				375000	10.65	0	0	0	0	
	Total Public Shareholding (B) = (B)(1)+(B)(2)+(B)(3)		198	13960023			13960023	71.65190842				375000	72.19	0	0	0	0	
	* ESOP held by Individuals																	
	** Held as Options and are yet to be exercised																	



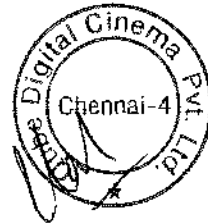


Table IV - Statement showing shareholding pattern of the Non Promoter - Non Public Shareholder

Table IV - Statement showing shareholding pattern of the Non Promoter - Non Public Shareholder																			
Category	Category & Name of the Shareholder	PAN	No of Shareholders	No of fully paid up equity shares held	No of Partly paid-up equity shares held	No of Shares Underlying Depository Receipts	Total No of Shares Held (IV+V+VI)	Shareholding as a % of total no of shares (A+B+C2)	Number of Voting Rights held in each class of securities			No of Shares Underlying Outstanding convertible securities (Including Warrants)	Shareholding as a % assuming full conversion of convertible Securities (as a percentage of diluted share capital)	Number of Locked in Shares		Number of Shares pledged or otherwise encumbered		Number of equity shares held in dematerialized form	
														No.	As a % of total Shares held	No.	As a % of total Shares held		
									No of Voting Rights			Total as a % of (A+B+C)			No.	As a % of total Shares held	No.	As a % of total Shares held	(XIV)
									Class X	Class Y	Total								
	(I)	(II)	(III)	(IV)	(V)	(VI)	(VII)	(VIII)	(IX)			(X)	(XI)	(XII)		(XIII)			
(1)	Custodian/DR Holder	NOT APPLICABLE																	
(2)	SEBI(Share based Employee Benefit) Regulations 2014)																		
	Total Non-Promoter-Non Public Shareholding (C) = (C)(1)+(C)(2)																		




Details of the shareholders acting as persons in Concert including their Shareholding:			
Name of Shareholder	Name of PAC	No of shares	Holding%
Total:	NIL		



Details of Shares which remain unclaimed may be given here along with details such as number of shareholders, outstanding shares held in demat/unclaimed suspense account

No of Shareholders	No of shares
--	--



Format of Holding of Specified securities

1. Name of Listed Entity: NOT APPLICABLE
2. Scrip Code/Name of Scrip/Class of Security: **BSE Scrip Code:** **NSE Symbol:**
3. Share Holding Pattern Filed under: Reg. 31(1)(a)/Reg.31(1)(b)/Reg.31(1)(c)
 - a. if under 31(1)(b) then indicate the report for quarter ending
 - b. if under 31(1)(c) then indicate date of allotment/extinguishment
4. Declaration : The Listed entity is required to submit the following declaration to the extent of submission of information:

Particulars	YES*	NO*
a Whether the Listed Entity has issued any partly paid up shares		
b Whether the Listed Entity has issued any Convertible Securities or Warrants?		
c Whether the Listed Entity has any shares against which depository receipts are issued?		
d Whether the Listed Entity has any shares in locked-in?		
e Whether any shares held by promoters are pledge or otherwise encumbered?		

*if the Listed Entity selects the option 'NO' for the questions above, the columns for the partly paid up shares, Outstanding Convertible Securities/Warrants, depository receipts, locked-in shares, No of shares pledged or otherwise encumbered by promoters, as applicable, shall not be displayed at the time of dissemination on the Stock Exchange website. Also wherever there is 'No' declared by Listed entity in above table the values will be considered as 'Zero' by default on submission of the format of holding of specified securities.

- 5 The tabular format for disclosure of holding of specified securities is as follows:

For Qube Cinema Technologies Pvt. Ltd.



P. Venkatesh
Chief Financial Officer

Table I - Summary Statement holding of specified securities

Qube Cinema Technologies Private Limited as on 24th November, 2017

Category	Category of Shareholder	No of Share-holders	No of fully paid up equity shares held	No of Partly paid-up equity shares held	No of Shares Underlying Depository Receipts	Total No of Shares Held (VII) = (IV)+(V)+(VI)	Shareholding as a % of total no of shares (As a % of (A+B+C2))	Number of Voting Rights held in each class of securities			No of Shares Underlying Outstanding convertible securities (Including Warrants and options)	Shareholding as a % assuming full conversion of convertible Securities (as a percentage of diluted share capital)	Number of Locked in Shares		Number of Shares pledged or otherwise encumbered		Number of equity shares held in dematerialized form
								No of Voting Rights		Total as a % of (A+B+C)			No.	As a % of total Shares held	No.	As a % of total Shares held	
								Class X	Class Y	Total							
(I)	(II)	(III)	(IV)	(V)	(VI)	(VII)	(VIII)	(IX)			(X)	(XI)	(XII)		(XIII)		(XIV)
(A)	Promoter & Promoter Group	13	55,23,091	0	0	55,23,091	55.56	1:1 ratio (One share one vote basis)			0	27.81	0	0.00	0	0.00	
(B)	Public*	198	44,17,767.00	0	0	44,17,767	44.44				78,18,611**	72.19	0	0.00	0	0.00	
(C)	Non Promoter-Non Public	0	-	0	0	-	0.00						0	0	0	0	
(C1)	Shares underlying DRs	0	0	0	0	0	0.00				0	0	0	0.00	0	0	
(C2)	Shares held by Employees Trusts		-	0	0	-	0.00				0	0.00	0	0.00	0	0	
Total:		211	99,40,858	0	0	99,40,858	100.00				78,18,611	100.00	0	0.00	0	0.00	

*Includes the shares held by Employee Trusts

**It includes ESOP Options held by the option holders which are yet to be exercised and CCPS (Series A, B and C) and represents the number of CCPS/ Options held before conversion into Equity

For Qube Cinema Technologies Pvt. Ltd.


P. Venkatesh
Chief Financial Officer

Table II - Statement showing shareholding pattern of the Promoter and Promoter Group

Qube Cinema Technologies Private Limited as on 24th November, 2017

Category	Category & Name of the Shareholder	PAN	No of Shareholders	No of fully paid up equity shares held	No of Partly paid-up equity shares held	No of Shares Underlying Depository Receipts	Total No of Shares Held (IV+V+VI)	Shareholding as a % of total no of shares (calculated as per SCRR, 1957 (VIII) As a % of (A+B+C2)	Number of Voting Rights held in each class of securities			No of Shares Underlying Outstanding convertible securities (Including Warrants)	Shareholding as a % assuming full conversion of convertible Securities (as a percentage of diluted share capital) (VII)+(X) As a % of (A+B+C2)	Number of Locked in Shares		Number of Shares pledged or otherwise encumbered		Number of equity shares held in dematerialized form
									No of Voting Rights					No.	As a % of total Shares	No.	As a % of total Shares	
									Class X	Class Y	Total							
	(I)	(II)	(III)	(IV)	(V)	(VI)	(VII)	(VIII)	(IX)			(X)	(XI)	(XII)		(XIII)		(XIV)
(1)	Indian																	
(a)	Individuals/Hindu undivided Family		11															
	Mr. Arun Veerappan	ADPPA6900P		2,98,000			2,98,000	3.00				0	1.50	0	0.00	0	0.00	
	Mr. V. Senthil Kumar	AAHPS8822P		5,53,100			5,53,100	5.56				0	2.79	0	0.00	0	0.00	
	Mrs. Meena Veerappan	AGOPM6214A		5,06,800			5,06,800	5.10				0	2.55	0	0.00	0	0.00	
	Mrs. Vee. Vijayalakshmi	AADPV6576D		2,34,000			2,34,000	2.35				0	1.18	0	0.00	0	0.00	
	Mr. V. Sivakumar	AAHPS8804R		1,87,200			1,87,200	1.88				0	0.94	0	0.00	0	0.00	
	Mr. Raja Enok	AEFPR0361C		44,500			44,500	0.45				0	0.22	0	0.00	0	0.00	
	Mrs. Julie Enok	AINPM7817Q		6,000			6,000	0.06				0	0.03	0	0.00	0	0.00	
	Mr. P.C. Sreeram	AMNPS9176Q		3,57,750			3,57,750	3.60				0	1.80	0	0.00	0	0.00	
	Mr. P. Jayendra	AFVPP5428F		3,57,750			3,57,750	3.60				0	1.80	0	0.00	0	0.00	
	Mr. S. Gunaseelan	AIVPG6358E		30,000			30,000	0.30				0	0.15	0	0.00	0	0.00	
	Mr. D. Ashok Kumar			30,000			30,000	0.30				0	0.15	0	0.00	0	0.00	
(b)	Central Government/State Government(s)																	
(c)	Financial Institutions/Banks																	




Table II - Statement showing shareholding pattern of the Promoter and Promoter Group

Qube Cinema Technologies Private Limited as on 24th November, 2017

Category	Category & Name of the Shareholder	PAN	No of Shareholders	No of fully paid up equity shares held	No of Partly paid-up equity shares held	No of Shares Underlying Depository Receipts	Total No of Shares Held (IV+V+VI)	Shareholding as a % of total no of shares (calculated as per SCRR, 1957 (VIII) As a % of (A+B+C2)	Number of Voting Rights held in each class of securities			No of Shares Underlying Outstanding convertible securities (including Warrants)	Shareholding as a % assuming full conversion of convertible Securities (as a percentage of diluted share capital) (VII)+(X) As a % of (A+B+C2)	Number of Locked in Shares		Number of Shares pledged or otherwise encumbered		Number of equity shares held in dematerialized form	
									No of Voting Rights		Total as a % of (A+B+C)			No.	As a % of total Shares	No.	As a % of total Shares		
	(I)	(II)	(III)	(IV)	(V)	(VI)	(VII)	(VIII)	Class X	Class Y	Total		(X)	(XI)	(XII)	(XIII)	(XIV)		
(d)	Any Other		1						1:1 ratio (One share one vote basis)										
	Real Image LLP	AATFR9609K		24,62,225			24,62,225	24.77											
	Sub-Total (A)(1)		12	50,67,325			50,67,325	50.97					0	12.40	0	0.00	0	0.00	
(2)	Foreign												0	25.52	0	0.00	0	0.00	
(a)	Individuals (Non-Resident Individuals/Foreign Individuals)																		
(b)	Government																		
(c)	Institutions																		
(d)	Foreign Portfolio Investor																		
(e)	Any Other		1																
	Transglobal technologies Inc	Not Applicable		455766			455766	4.58					0	2.30	0	0.00	0	0.00	
	Sub-Total (A)(2)		1	455766			455766	4.58					0	2.30	0	0.00	0	0.00	
	Total Shareholding of Promoter and Promoter Group (A)=(A)(1)+(A)(2)		13	55,23,091			55,23,091	55.56					0	27.81	0	0.00	0	0.00	



Table III - Statement showing shareholding pattern of the Public shareholder

Qube Cinema Technologies Private Limited as on 24th November, 2017

Category	Category & Name of the Shareholder	PAN	No of Shareholders	No of fully paid up equity shares held	No of Partly paid-up equity shares held	No of Shares Underlying Depository Receipts	Total No of Shares Held (IV+V+VI)	Shareholding as a % of total no of shares (A+B+C2)	Number of Voting Rights held in each class of securities			No of Shares Underlying Outstanding convertible securities (Including Warrants)	Shareholding as a % assuming full conversion of convertible Securities (as a percentage of diluted share capital)	Number of Locked in Shares		Number of Shares pledged or otherwise encumbered		Number of equity shares held in dematerialized form
									No of Voting Rights		Total as a % of (A+B+C)			No.	As a % of total Shares held	No.	As a % of total Shares held	
	(I)	(II)	(III)	(IV)	(V)	(VI)	(VII)	(VIII)	Class X	Class Y	Total	(IX)	(X)	(XI)	(XII)	(XIII)	(XIV)	
(1)	Institutions																	
(a)	Mutual Funds																	
(b)	Venture Capital Funds																	
(c)	Alternate Investment Funds																	
(d)	Foreign Venture Capital Investors																	
(e)	Foreign Portfolio Investors																	
(f)	Financial Institutions/Banks		3															
	Canara Bank			5,31,567			5,31,567	5.35				0	2.68	0	0	0	0	
	Andhra Bank			3,54,378			3,54,378	3.56				0	1.78	0	0	0	0	
	Union Bank of India			3,54,378			3,54,378	3.56				0	1.78	0	0	0	0	




Table III - Statement showing shareholding pattern of the Public shareholder

Qube Cinema Technologies Private Limited as on 24th November, 2017

Category	Category & Name of the Shareholder	PAN	No of Shareholders	No of fully paid up equity shares held	No of Partly paid-up equity shares held	No of Shares Underlying Depository Receipts	Total No of Shares Held (IV+V+VI)	Shareholding as a % of total no of shares (A+B+C2)	Number of Voting Rights held in each class of securities			No of Shares Underlying Outstanding convertible securities (Including Warrants)	Shareholding as a % assuming full conversion of convertible Securities (as a percentage of diluted share capital)	Number of Locked in Shares		Number of Shares pledged or otherwise encumbered		Number of equity shares held in dematerialized form
									No of Voting Rights					No.	As a % of total Shares held	No.	As a % of total Shares held	
									Class X	Class Y	Total							
	(I)	(II)	(III)	(IV)	(V)	(VI)	(VII)	(VIII)	(IX)			(X)	(XI)	(XII)	(XIII)	(XIV)	(XV)	(XVI)
(g)	Insurance Companies																	
(h)	Provident Funds/Pension Funds																	
(i)	Any Other																	
	FOREIGN CORPORATE BODIES		4															
	Streetedge Capital LP			15,97,302			15,97,302	16.07				0	8.04	0	0	0	0	
	Intel Capital Corporation			2,571			2,571	0.03				#2571006***	12.95	0	0	0	0	2571 (CCPS are also in Demat)
	Intel Capital Corporation (Series C Preference Shares)											#197563****	1.63	0	0	0	0	(CCPS held under Demat)
	CSI BD (Mauritius)			790			790	0.01				#789941*****	3.98	0	0	0	0	
	Nomura Asia Investment (MB) Pte. Ltd			6,25,747			6,25,747	6.29				#3095160*****	28.69	0	0	0	0	625747 CCPS are also in Demat mode)
	Sub Total (B)(1)		7	3466733			3466733	34.87					61.54	0	0	0	0	
(2)	Central Government/State Government(s)/President of India																	
	Sub Total (B)(2)		0	0			0	0				0	0	0	0	0	0	



Table III - Statement showing shareholding pattern of the Public shareholder

Qube Cinema Technologies Private Limited as on 24th November, 2017

Qube Cinema Technologies Private Limited as on 24th November, 2017																						
Category	Category & Name of the Shareholder	PAN	No of Share-holders	No of fully paid up equity shares held	No of Partly paid-up equity shares held	No of Shares Underlying Depository Receipts	Total No of Shares Held (IV+V+VI)	Shareholding as a % of total no of shares (A+B+C2)	Number of Voting Rights held in each class of securities			No of Shares Underlying Outstanding convertible securities (Including Warrants)	Shareholding as a % assuming full conversion of convertible Securities (as a percentage of diluted share capital)	Number of Locked in Shares		Number of Shares pledged or otherwise encumbered		Number of equity shares held in dematerialized form				
									No of Voting Rights		Total as a % of (A+B+C)			No.	As a % of total Shares held	No.	As a % of total Shares held					
	(I)	(II)	(III)	(IV)	(V)	(VI)	(VII)	(VIII)	Class X	Class Y	Total		(IX)	(X)	(XI)	(XII)	(XIII)	(XIV)				
(3)	Non-Institutions								1:1 ratio (One share one vote basis)													
(a)	i. Individual shareholders holding nominal share capital up to Rs.2 lakhs		9																			
	P.C. Nayak			4543			4543	0.05									0	0.02	0	0	0	0
	Vijay Kumar Angadi			4543			4543	0.05									0	0.02	0	0	0	0
	K Prasannanjaneva*			2020			2020	0.02									0	0.01	0	0	0	0
	Ketan Mehta*			5870			5870	0.06									0	0.03	0	0	0	0
	Susan Zachariah*			8196			8196	0.08									0	0.04	0	0.00	0	0.00
	A.S. Narayanan*			14820			14820	0.15									0	0.07	0	0	0	0
	Deepak Hirani*			12210			12210	0.12									0	0.06	0	0	0	0
	Gowri Padmanabh*			15580			15580	0.16									0	0.08	0	0	0	0
	P Venkatesh*			3000			3000	0.03									0	0.02	0	0	0	0
	ii. Individual shareholders holding nominal share capital in excess of Rs. 2 Lakhs		2																			
	Sudha Panchapakesan*			45220			45220	0.45									0	0.23	0	0	0	0
	Viju Thomas*			24000			24000	0.24									0	0.12	0	0	0	0
(b)	NBFCs Registered with RBI																					24000
(c)	Employee Trusts																					
	RIMT Employees Trust		175	810242			810242	8.15									0	4.08	0	0	0	0
(d)	Overseas Depositories (Holding DRs)(Balancing figure)																					
(e)	Any Other																					
	ESOP Options		4																			
	Rajesh Ramachandran**																120000	0.60	0	0	0	0
	Arvind Ranganathan**																180000	0.91	0	0	0	0
	Harsh Krishna Rohatgi**																50000	0.25	0	0	0	0
	Sanjeev Mehta**												25000	0.13	0	0	0	0				

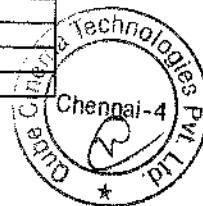


Table III - Statement showing shareholding pattern of the Public shareholder

Qube Cinema Technologies Private Limited as on 24th November, 2017

Category	Category & Name of the Shareholder	PAN	No of Shareholders	No of fully paid up equity shares held	No of Partly paid-up equity shares held	No of Shares Underlying Depository Receipts	Total No of Shares Held (IV+V+VI)	Shareholding as a % of total no of shares (A+B+C2)	Number of Voting Rights held in each class of securities			No of Shares Underlying Outstanding convertible securities (Including Warrants)	Shareholding as a % assuming full conversion of convertible Securities (as a percentage of diluted share capital)	Number of Locked in Shares		Number of Shares pledged or otherwise encumbered		Number of equity shares held in dematerialized form
									No of Voting Rights			Total as a % of (A+B+C)		No.	As a % of total Shares held	No.	As a % of total Shares held	
	(I)	(II)	(III)	(IV)	(V)	(VI)	(VII)	(VIII)	Class X	Class Y	Total	(IX)	(X)	(XI)	(XII)	(XIII)	(XIV)	
	TRUSTS																	
	NON RESIDENT INDIANS																	
	CLEARING MEMBERS																	
	NON RESIDENT INDIAN NON REPATRIABLE																	
	BODIES CORPORATES		1															
	Payone Enterprise Pvt. Ltd.			790			790	0.01				#789941*****	3.98	0	0	0	0	
	Sub Total (B)(3)		191	951034			951034	9.57					10.65	0	0	0	0	
	Total Public Shareholding (B) = (B)(1)+(B)(2)+(B)(3)		198	4417767			4417767	44.44					72.19	0	0	0	0	
<p>* ESOP held by Individuals</p> <p>** Held as Options and are yet to be exercised</p> <p># represents the number of CCPS held before conversion into Equity</p> <p>*** Series A CCPS, which are convertible into Equity at 1: 1 ratio and the Equity shares held by Intel Corporation shall stand cancelled</p> <p>**** Series C CCPS, which are convertible into Equity at the ratio of 1.6386:1</p> <p>***** Series B Preference shares, which are convertible into Equity at 1: 1 ratio and the Equity shares held by CSI BD Mauritius and Payone Enterprises shall stand cancelled</p>																		





Table IV - Statement showing shareholding pattern of the Non Promoter - Non Public Shareholder

Category	Category & Name of the Shareholder	PAN	No of Share-holders	No of fully paid up equity shares held	No of Partly paid-up equity shares held	No of Shares Underlying Depository Receipts	Total No of Shares Held (IV+V+VI)	Shareholding as a % of total no of shares (A+B+C2)	Number of Voting Rights held in each class of securities			No of Shares Underlying Outstanding convertible securities (Including Warrants)	Shareholding as a % assuming full conversion of convertible Securities (as a percentage of diluted share capital)	Number of Locked in Shares		Number of Shares pledged or otherwise encumbered		Number of equity shares held in dematerialized form
									No of Voting Rights	Total as a % of (A+B+C)				No.	As a % of total Shares held	No.	As a % of total Shares held	
									Class X	Class Y	Total							(XIV)
	(I)	(II)	(III)	(IV)	(V)	(VI)	(VII)	(VIII)	(IX)			(X)	(XI)	(XII)		(XIII)		
(1)	Custodian/DR Holder	NOT APPLICABLE																
(2)	SEBI(Share based Employee Benefit) Regulations 2014)																	
	Total Non-Promoter-Non Public Shareholding (C) = (C)(1)+(C)(2)																	




Details of the shareholders acting as persons in Concert including their Shareholding:			
Name of Shareholder	Name of PAC	No of shares	Holding%
Total:	NIL		



Details of Shares which remain unclaimed may be given here along with details such as number of shareholders, outstanding shares held in demat/unclaimed suspense account

No of Shareholders	No of shares
--	--



Format of Holding of Specified securities

1. Name of Listed Entity: NOT APPLICABLE
2. Scrip Code/Name of Scrip/Class of Security: **BSE Scrip Code:** **NSE Symbol:**
3. Share Holding Pattern Filed under: Reg. 31(1)(a)/Reg.31(1)(b)/Reg.31(1)(c)
 - a. if under 31(1)(b) then indicate the report for quarter ending
 - b. if under 31(1)(c) then indicate date of allotment/extinguishment
4. Declaration : The Listed entity is required to submit the following declaration to the extent of submission of information:

Particulars		
a	Whether the Listed Entity has issued any partly paid up shares	YES*
b	Whether the Listed Entity has issued any Convertible Securities or Warrants?	NO*
c	Whether the Listed Entity has any shares against which depository receipts are issued?	
d	Whether the Listed Entity has any shares in locked-in?	
e	Whether any shares held by promoters are pledge or otherwise encumbered?	

*if the Listed Entity selects the option 'NO' for the questions above, the columns for the partly paid up shares, Outstanding Convertible Securities/Warrants, depository receipts, locked-in shares, No of shares pledged or otherwise encumbered by promoters, as applicable, shall not be displayed at the time of dissemination on the Stock Exchange website. Also wherever there is 'No' declared by Listed entity in above table the values will be considered as 'Zero' by default on submission of the format of holding of specified securities.

- 5 The tabular format for disclosure of holding of specified securities is as follows:

For Qube Cinema Technologies Pvt. Ltd.



P. Venkatesh
Chief Financial Officer

Table I - Summary Statement holding of specified securities

Qube Cinema Technologies Private Limited -immediately upon demerger																		
Category	Category of Shareholder	No of Share-holders	No of fully paid up equity shares held	No of Partly paid-up equity shares held	No of Shares Underlying Depository Receipts	Total No of Shares Held (VII) = (IV)+(V)+(VI)	Shareholding as a % of total no of shares (As a % of (A+B+C2))	Number of Voting Rights held in each class of securities			No of Shares Underlying Outstanding convertible securities (Including Warrants and options)	Shareholding as a % assuming full conversion of convertible Securities (as a percentage of diluted share capital)	Number of Locked in Shares		Number of Shares pledged or otherwise encumbered		Number of equity shares held in dematerialized form	
								No of Voting Rights		Total as a % of (A+B+C)			No.	As a % of total Shares held	No.	As a % of total Shares held		
(I)	(II)	(III)	(IV)	(V)	(VI)	(VII)	(VIII)	Class X	Class Y	Total								
(A)	Promoter & Promoter Group	13	5,523,091	0	0	5,523,091	55.56	1:1 ratio (One share one vote basis)				(X)	(XI)	(XII)		(XIII)		(XIV)
(B)	Public*	198	4,417,767.00	0	0	4417767	44.44					0	27.81	0	0.00	0	0.00	
(C)	Non Promoter-Non Public	0	-	0	0	-	0.00					7818611**	72.19	0	0.00	0	0	
(C1)	Shares underlying DRs	0	0	0	0	0	0.00							0	0	0	0	
(C2)	Shares held by Employees Trusts		-	0	0	-	0.00					0	0	0	0.00	0	0	
												0	0.00	0	0.00	0	0	
	Total:	211	9,940,858	0	0	9,940,858	100.00					7,818,611	100.00	0	0.00	0	0.00	
*includes the shares held by Employee Trusts																		

*Includes the shares held by Employee Trusts

**It includes ESOP Options held by the option holders which are yet to be exercised and CCPS (Series A, B and C) and represents the number of CCPS/ Options held before conversion into Equity

For Qube Cinema Technologies Pvt. Ltd.


P. Venkatesh
Chief Financial Officer

Table II - Statement showing shareholding pattern of the Promoter and Promoter Group

Qube Cinema Technologies Pvt Ltd- immediately upon demerger																			
Category	Category & Name of the Shareholder	PAN	No of Share-holders	No of fully paid up equity shares held	No of Partly paid-up equity shares held	No of Shares Underlying Depository Receipts	Total No of Shares Held (IV+V+VI)	Shareholdin g as a % of total no of shares (calculated as per SCRR, 1957 (VIII) As a % of (A+B+C2)	Number of Voting Rights held in each class of securities				No of Shares Underlyi ng Outstandi ng converti ble securitie s (Includin g Warrant s)	Shareholdin g as a % assuming full conversion of convertible Securities (as a percentage of diluted share capital) (VII)+(X) As a % of (A+B+C2)	Number of Locked in Shares		Number of Shares pledged or otherwise encumbered		Number of equity shares held in demateriali zed form
									No of Voting Rights			Total as a % of (A+B+C)			No.	As a % of total Shares	No.	As a % of total Shares	
	(I)	(II)	(III)	(IV)	(V)	(VI)	(VII)	(VIII)	Class X	Class Y	Total								
(1)	Indian								(IX)				(X)	(XI)	(XII)		(XIII)		(XIV)
(a)	Individuals/Hindu undivided Family		11																
	Mr. Arun Veerappan	ADPPA6900P		2,98,000			2,98,000	3.00					0	1.50	0	0.00	0	0.00	
	Mr. V. Senthil Kumar	AAHPS8822P		5,53,100			5,53,100	5.56					0	2.79	0	0.00	0	0.00	
	Mrs. Meena Veerappan	AGOPM6214A		5,06,800			5,06,800	5.10					0	2.55	0	0.00	0	0.00	
	Mrs. Vee. Vijayalakshmi	AADPV6576D		2,34,000			2,34,000	2.35					0	1.18	0	0.00	0	0.00	
	Mr. V. Sivakumar	AAHPS8804R		1,87,200			1,87,200	1.88					0	0.94	0	0.00	0	0.00	
	Mr. Raja Enok	AEFPR0361C		44,500			44,500	0.45					0	0.22	0	0.00	0	0.00	
	Mrs. Julie Enok	AINPM7817Q		6,000			6,000	0.06					0	0.03	0	0.00	0	0.00	
	Mr. P.C. Sreeram	AMNPS9176Q		3,57,750			3,57,750	3.60					0	1.80	0	0.00	0	0.00	
	Mr. P. Jayendra	AFVPP5428F		3,57,750			3,57,750	3.60					0	1.80	0	0.00	0	0.00	
	Mr. S. Gunaseelan	AIVPG6358E		30,000			30,000	0.30					0	0.15	0	0.00	0	0.00	
	Mr. D. Ashok Kumar			30,000			30,000	0.30					0	0.15	0	0.00	0	0.00	
(b)	Central Government/State Government(s)																		
(c)	Financial Institutions/Banks																		




Table II - Statement showing shareholding pattern of the Promoter and Promoter Group

Qube Cinema Technologies Pvt Ltd- immediately upon demerger																				
Category	Category & Name of the Shareholder	PAN	No of Share-holders	No of fully paid up equity shares held	No of Partly paid-up equity shares held	No of Shares Underlying Depository Receipts	Total No of Shares Held (IV+V+VI)	Shareholdin g as a % of total no of shares (calculated as per SCRR, 1957 (VIII) As a % of (A+B+C2)	Number of Voting Rights held in each class of securities			No of Shares Underlyi ng Outstan ding convertible securitie s (Includin g Warrant s)	Shareholdin g as a % assuming full conversion of convertible Securities (as a percentage of diluted share capital) (VII)+(X) As a % of (A+B+C2)	Number of Locked in Shares		Number of Shares pledged or otherwise encumbered		Number of equity shares held in demateriali zed form		
									No of Voting Rights			Total as a % of (A+B+C)			No.	As a % of total Shares	No.	As a % of total Shares		
	(I)	(II)	(III)	(IV)	(V)	(VI)	(VII)	(VIII)	Class X	Class Y	Total	(IX)	(X)	(XI)	(XII)	(XIII)	(XIV)			
(d)	Any Other		1						1:1 ratio (One share one vote basis)											
	Real Image LLP	AATFR9609K		24,62,225			24,62,225	24.77												
	Sub-Total (A)(1)		12	50,67,325			50,67,325	50.97							0	12.40	0	0.00	0	0.00
(2)	Foreign														0	25.52	0	0.00	0	0.00
(a)	Individuals (Non-Resident Individuals/Foreign Individuals)																			
(b)	Government																			
(c)	Institutions																			
(d)	Foreign Portfolio Investor																			
(e)	Any Other		1																	
	Transglobal technologies Inc	Not Applicable		455766			455766	4.58							0	2.30	0	0.00	0	0.00
	Sub-Total (A)(2)		1	455766			455766	4.58							0	2.30	0	0.00	0	0.00
	Total Shareholding of Promoter and Promoter Group (A)=(A)(1)+(A)(2)		13	55,23,091			55,23,091	55.56				0	27.81	0	0.00	0	0.00			




Table III - Statement showing shareholding pattern of the Public shareholder

Qube Cinema Technologies Private Limited - immediately upon demerger																		
Category	Category & Name of the Shareholder	PAN	No of Shareholders	No of fully paid up equity shares held	No of Partly paid-up equity shares held	No of Shares Underlying Depository Receipts	Total No of Shares Held (IV+V+VI)	Shareholding as a % of total no of shares (A+B+C2)	Number of Voting Rights held in each class of securities			No of Shares Underlying Outstanding convertible securities (Including Warrants)	Shareholding as a % assuming full conversion of convertible Securities (as a percentage of diluted share capital)	Number of Locked in Shares		Number of Shares pledged or otherwise encumbered		Number of equity shares held in dematerialized form
									No of Voting Rights		Total as a % of (A+B+C)			No.	As a % of total Shares held	No.	As a % of total Shares held	
	(I)	(II)	(III)	(IV)	(V)	(VI)	(VII)	(VIII)	Class X	Class Y	Total							
(1)	Institutions								(IX)			(X)	(XI)	(XII)		(XIII)		(XIV)
(a)	Mutual Funds																	
(b)	Venture Capital Funds																	
(c)	Alternate Investment Funds																	
(d)	Foreign Venture Capital Investors																	
(e)	Foreign Portfolio Investors																	
(f)	Financial Institutions/Banks		3															
	Canara Bank			531,567			531,567	5.35				0	2.68	0	0	0	0	
	Andhra Bank			354,378			354,378	3.56				0	1.78	0	0	0	0	
	Union Bank of India			354,378			354,378	3.56				0	1.78	0	0	0	0	




Table III - Statement showing shareholding pattern of the Public shareholder

Qube Cinema Technologies Private Limited - immediately upon demerger																		
Category	Category & Name of the Shareholder	PAN	No of Shareholders	No of fully paid up equity shares held	No of Partly paid-up equity shares held	No of Shares Underlying Depository Receipts	Total No of Shares Held (IV+V+VI)	Shareholding as a % of total no of shares (A+B+C2)	Number of Voting Rights held in each class of securities			No of Shares Underlying Outstanding convertible securities (Including Warrants)	Shareholding as a % assuming full conversion of convertible Securities (as a percentage of diluted share capital)	Number of Locked in Shares		Number of Shares pledged or otherwise encumbered		Number of equity shares held in dematerialized form
									No of Voting Rights		Total as a % of (A+B+C)			No.	As a % of total Shares held	No.	As a % of total Shares held	
	(I)	(II)	(III)	(IV)	(V)	(VI)	(VII)	(VIII)	Class X	Class Y	Total	(IX)	(X)	(XI)	(XII)	(XIII)	(XIV)	(XV)
(g)	Insurance Companies																	
(h)	Provident Funds/Pension Funds																	
(i)	Any Other																	
	FOREIGN CORPORATE BODIES		4															
	Streetedge Capital LP			1,597,302			1,597,302	16.07					0	8.04	0	0	0	0
	Intel Capital Corporation			2,571			2,571	0.03					#2571006***	12.95	0	0	0	2571 (CCPS are also in Demat)
	Intel Capital Corporation (Series C Preference Shares)												#197563****	1.63	0	0	0	(CCPS held under Demat)
	CSI BD (Mauritius)			790			790	0.01					#789941*****	3.98	0	0	0	0
	Nomura Asia Investment (MB) Pte. Ltd			625,747			625,747	6.29					#3095160*****	28.69	0	0	0	625747 CCPS are also in Demat mode)
	Sub Total (B)(1)		7	3466733			3466733	34.37						61.54	0	0	0	0
(2)	Central Government/State Government(s)/President of India																	
	Sub Total (B)(2)		0	0			0	0					0	0	0	0	0	0

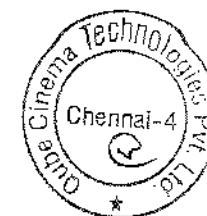


Table III - Statement showing shareholding pattern of the Public shareholder

Qube Cinema Technologies Private Limited - immediately upon demerger																				
Category	Category & Name of the Shareholder	PAN	No of Shareholders	No of fully paid up equity shares held	No of Partly paid-up equity shares held	No of Shares Underlying Depository Receipts	Total No of Shares Held (IV+V+VI)	Shareholding as a % of total no of shares (A+B+C2)	Number of Voting Rights held in each class of securities			No of Shares Underlying Outstanding convertible securities (Including Warrants)	Shareholding as a % assuming full conversion of convertible Securities (as a percentage of diluted share capital)	Number of Locked in Shares		Number of Shares pledged or otherwise encumbered		Number of equity shares held in dematerialized form		
									No of Voting Rights		Total as a % of (A+B+C)			No.	As a % of total Shares held	No.	As a % of total Shares held			
	(I)	(II)	(III)	(IV)	(V)	(VI)	(VII)	(VIII)	Class X	Class Y	Total	(IX)	(X)	(XI)	(XII)	(XIII)	(XIV)			
(3)	Non-Institutions								1:1 ratio (One share one vote basis)											
(a)	i. Individual shareholders holding nominal share capital up to Rs.2 lakhs		9																	
	P.C. Nayak			4543			4543	0.05							0	0.02	0	0	0	0
	Vijay Kumar Angadi			4543			4543	0.05							0	0.02	0	0	0	0
	K Prasannanjaneya*			2020			2020	0.02							0	0.01	0	0	0	0
	Ketan Mehta*			5870			5870	0.06							0	0.03	0	0	0	0
	Susan Zachariah*			8196			8196	0.08							0	0.04	0	0.00	0	0.00
	A.S. Narayanan*			14820			14820	0.15							0	0.07	0	0	0	14820
	Deepak Hirani*			12210			12210	0.12							0	0.06	0	0	0	0
	Gowri Padmanabh*			15580			15580	0.16							0	0.08	0	0	0	0
	P Venkatesh*			3000			3000	0.03							0	0.02	0	0	0	0
	ii. Individual shareholders holding nominal share capital in excess of Rs. 2 Lakhs		2																	
	Sudha Panchapakesan*			45220			45220	0.45							0	0.23	0	0	0	0
	Viju Thomas*			24000			24000	0.24							0	0.12	0	0	0	24000
(b)	NBFCs Registered with RBI																			
(c)	Employee Trusts																			
	RIMT Employees Trust		175	810242			810242	8.15							0	4.08	0	0	0	0
(d)	Overseas Depositories (Holding DRs)(Balancing figure)																			
(e)	Any Other																			
	ESOP Options		4																	
	Rajesh Ramachandran**																			
	Arvind Ranganathan**														120000	0.60	0	0	0	0
	Harsh Krishna Rohatgi**														180000	0.91	0	0	0	0
	Sanjeev Mehta**											50000	0.25	0	0	0	0			
												25000	0.13	0	0	0	0			

1:1 ratio (One share one vote basis)

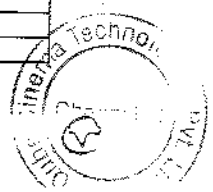



Table III - Statement showing shareholding pattern of the Public shareholder


Qube Cinema Technologies Private Limited - immediately upon demerger																		
Category	Category & Name of the Shareholder	PAN	No of Shareholders	No of fully paid up equity shares held	No of Partly paid-up equity shares held	No of Shares Underlying Depository Receipts	Total No of Shares Held (IV+V+VI)	Shareholding as a % of total no of shares (A+B+C2)	Number of Voting Rights held in each class of securities			No of Shares Underlying Outstanding convertible securities (including Warrants)	Shareholding as a % assuming full conversion of convertible Securities (as a percentage of diluted share capital)	Number of Locked in Shares		Number of Shares pledged or otherwise encumbered		Number of equity shares held in dematerialized form
									No of Voting Rights		Total as a % of (A+B+C)			No.	As a % of total Shares held	No.	As a % of total Shares held	
	(I)	(II)	(III)	(IV)	(V)	(VI)	(VII)	(VIII)	Class X	Class Y	Total		(X)	(XI)	(XII)	(XIII)	(XIV)	
	TRUSTS								(IX)									
	NON RESIDENT INDIANS																	
	CLEARING MEMBERS																	
	NON RESIDENT INDIAN NON REPATRIABLE																	
	BODIES CORPORATES		1															
	Payone Enterprise Pvt. Ltd.			790			790	0.01										
	Sub Total (B)(3)		191	951034			951034	9.57				#789941*****	3.98	0	0	0	0	
	Total Public Shareholding (B) = (B)(1)+(B)(2)+(B)(3)		198	4417767			4417767	44.44					10.65	0	0	0	0	
													72.19	0	0	0	0	
* ESOP held by Individuals ** Held as Options and are yet to be exercised # represents the number of CCPS held before conversion into Equity *** Series A CCPS, which are convertible into Equity at 1: 1 ratio and the Equity shares held by Intel Corporation shall stand cancelled **** Series C CCPS, which are convertible into Equity at the ratio of 1.6386:1 ***** Series B Preference shares, which are convertible into Equity at 1: 1 ratio and the Equity shares held by CSI BD Mauritius and Payone Enterprises shall stand cancelled																		




Qube Cinema Technologies Private Limited- immediately upon demerger

Table IV - Statement showing shareholding pattern of the Non Promoter - Non Public Shareholder

Category	Category & Name of the Shareholder	PAN	No of Share-holders	No of fully paid up equity shares held	No of Partly paid-up equity shares held	No of Shares Underlying Depository Receipts	Total No of Shares Held (IV+V+VI)	Shareholding as a % of total no of shares (A+B+C2)	Number of Voting Rights held in each class of securities			No of Shares Underlying Outstanding convertible securities (Including Warrants)	Shareholding as a % assuming full conversion of convertible Securities (as a percentage of diluted share capital)	Number of Locked in Shares		Number of Shares pledged or otherwise encumbered	Number of equity shares held in dematerialized form		
									No of Voting Rights		Total as a % of (A+B+C)			No.	As a % of total Shares held			No.	As a % of total Shares held
									Class X	Class Y									
																	(XIV)		
	(I)	(II)	(III)	(IV)	(V)	(VI)	(VII)	(VIII)	(IX)			(X)	(XI)	(XII)		(XIII)			
(1)	Custodian/DR Holder																		
(2)	SEBI(Share based Employee Benefit) Regulations 2014)																		
	Total Non-Promoter-Non Public Shareholding (C) = (C)(1)+(C)(2)								NOT APPLICABLE										



Details of the shareholders acting as persons in Concert including their Shareholding:			
Name of Shareholder	Name of PAC	No of shares	Holding%
Total:	NIL		



Details of Shares which remain unclaimed may be given here along with details such as number of shareholders, outstanding shares held in demat/unclaimed suspense account

No of Shareholders	No of shares
--	--



Format of Holding of Specified securities

1. Name of Listed Entity: NOT APPLICABLE
2. Scrip Code/Name of Scrip/Class of Security: **BSE Scrip Code:** **NSE Symbol:**
3. Share Holding Pattern Filed under: Reg. 31(1)(a)/Reg.31(1)(b)/Reg.31(1)(c)
 - a. if under 31(1)(b) then indicate the report for quarter ending
 - b. if under 31(1)(c) then indicate date of allotment/extinguishment
4. Declaration : The Listed entity is required to submit the following declaration to the extent of submission of information:

Particulars		YES*	NO*
a	Whether the Listed Entity has issued any partly paid up shares		
b	Whether the Listed Entity has issued any Convertible Securities or Warrants?		
c	Whether the Listed Entity has any shares against which depository receipts are issued?		
d	Whether the Listed Entity has any shares in locked-in?		
e	Whether any shares held by promoters are pledge or otherwise encumbered?		

*if the Listed Entity selects the option 'NO' for the questions above, the columns for the partly paid up shares, Outstanding Convertible Securities/Warrants, depository receipts, locked-in shares, No of shares pledged or otherwise encumbered by promoters, as applicable, shall not be displayed at the time of dissemination on the Stock Exchange website. Also wherever there is 'No' declared by Listed entity in above table the values will be considered as 'Zero' by default on submission of the format of holding of specified securities.

5. The tabular format for disclosure of holding of specified securities is as follows:

For MOVIEBUFF PRIVATE LIMITED




Director

Table I - Summary Statement holding of specified securities

Moviebuff Private Limited as on 24th November, 2017

Category	Category of Shareholder	No of Shareholders	No of fully paid up equity shares held	No of Partly paid-up equity shares held	No of Shares Underlying Depository Receipts	Total No of Shares Held (VII) = (IV)+(V)+(VI)	Shareholding as a % of total no of shares (As a % of (A+B+C2))	Number of Voting Rights held in each class of securities			No of Shares Underlying Outstanding convertible securities (Including Warrants)	Shareholding as a % assuming full conversion of convertible Securities (as a percentage of diluted share capital)	Number of Locked in Shares		Number of Shares pledged or otherwise encumbered		Number of equity shares held in dematerialized form
								No of Voting Rights		Total as a % of (A+B+C)			No.	As a % of total Shares held	No.	As a % of total Shares held	
								Class X	Class Y	Total							
(I)	(II)	(III)	(IV)	(V)	(VI)	(VII)	(VIII)	(IX)			(X)	(XI)	(XII)		(XIII)		(XIV)
(A)	Promoter & Promoter Group	3	10212	0	0	10212	100.00	1:1 ratio (One share one vote basis)			0	0	0	0	0	0	
(B)	Public																
(C)	Non Promoter-Non Public	0	0	0	0	0					0	0	0	0	0	0	
(C1)	Shares underlying DRs	0	0	0	0	0					0	0	0	0	0	0	
(C2)	Shares held by Employees Trusts	0	0	0	0	0					0	0	0	0	0	0	
											0	0	0	0	0	0	
											0	0	0	0	0	0	
	Total:	3	10212	0	0	10212	100.00				0	0	0	0	0	0	



For MOVIEBUFF PRIVATE LIMITED

Director

Table II - Statement showing shareholding pattern of the Promoter and Promoter Group

Moviebuff Private Limited as on 24th November, 2017

Category	Category & Name of the Shareholder	PAN	No of Shareholders	No of fully paid up equity shares held	No of Partly paid-up equity shares held	No of Shares Underlying Depository Receipts	Total No of Shares Held (IV+V+VI)	Shareholding as a % of total no of shares (calculated as per SCRR, 1957 (VII)) As a % of (A+B+C2)	Number of Voting Rights held in each class of securities			No of Shares Underlying Outstanding convertible securities (Including Warrants)	Shareholding as a % assuming full conversion of convertible Securities (as a percentage of diluted share capital) (VII)+(X) As a % of (A+B+C2)	Number of Locked in Shares		Number of Shares pledged or otherwise encumbered		Number of equity shares held in dematerialized form
									No of Voting Rights					No.	As a % of total Shares	No.	As a % of total Shares	
									Class X	Class Y	Total							
	(I)	(II)	(III)	(IV)	(V)	(VI)	(VII)	(VIII)	(IX)			(X)	(XI)	(XII)		(XIII)		(XIV)
(1)	Indian																	
(a)	Individuals/Hindu undivided Family		3															
	Mr. P. Jayendra	AFVPP5428F		3404	0	0	3404	33.33				0	0.00	0	0.00	0	0.00	0
	Mr. V. Senthil Kumar	AAHPS8822P		3404	0	0	3404	33.33				0	0.00	0	0.00	0	0.00	0
	Mr. M.V. Ramachandran	AAAPR1587R		3404	0	0	3404	33.33				0	0.00	0	0.00	0	0.00	0
(b)	Central Government/State Government(s)																	
(c)	Financial Institutions/Banks																	




Table II - Statement showing shareholding pattern of the Promoter and Promoter Group

Moviebuff Private Limited as on 24th November, 2017

Category	Category & Name of the Shareholder	PAN	No of Shareholders	No of fully paid up equity shares held	No of Partly paid-up equity shares held	No of Shares Underlying Depository Receipts	Total No of Shares Held (IV+V+VI)	Shareholding as a % of total no of shares (calculated as per SCRR, 1957 (VIII) As a % of (A+B+C2)	Number of Voting Rights held in each class of securities			No of Shares Underlying Outstanding convertible securities (Including Warrants)	Shareholding as a % assuming full conversion of convertible Securities (as a percentage of diluted share capital) (VII)+(X) As a % of (A+B+C2)	Number of Locked in Shares		Number of Shares pledged or otherwise encumbered		Number of equity shares held in dematerialized form
									No of Voting Rights					No.	As a % of total Shares	No.	As a % of total Shares	
	(I)	(II)	(III)	(IV)	(V)	(VI)	(VII)	(VIII)	Class X	Class Y	Total							
									(IX)			(X)	(XI)	(XII)		(XIII)		(XIV)
(d)	Any Other								1:1 ratio (One share one vote basis)									
	Sub-Total (A)(1)																	
(2)	Foreign			10212			10212	100.00										
(a)	Individuals (Non-Resident Individuals/Foreign Individuals)																	
(b)	Government																	
(c)	Institutions																	
(d)	Foreign Portfolio Investor																	
(e)	Any Other																	
	Sub-Total (A)(2)																	
	Total Shareholding of Promoter and Promoter Group (A)=(A)(1)+(A)(2)			10212			10212	100.00				0	0.00	0	0.00	0	0.00	0




Table III - Statement showing shareholding pattern of the Public shareholder

Moviebuff Private Limited as on 24th November, 2017

Category	Category & Name of the Shareholder	PAN	No of Shareholders	No of fully paid up equity shares held	No of Partly paid-up equity shares held	No of Shares Underlying Depository Receipts	Total No of Shares Held (IV+V+VI)	Shareholding as a % of total no of shares (A+B+C2)	Number of Voting Rights held in each class of securities			No of Shares Underlying Outstanding convertible securities (Including Warrants)	Shareholding as a % assuming full conversion of convertible Securities (as a percentage of diluted share capital)	Number of Locked in Shares		Number of Shares pledged or otherwise encumbered		Number of equity shares held in dematerialized form
									No of Voting Rights			Total as a % of (A+B+C)		No.	As a % of total Shares held	No.	As a % of total Shares held	
	(I)	(II)	(III)	(IV)	(V)	(VI)	(VII)	(VIII)	Class X	Class Y	Total	(IX)	(X)	(XI)	(XII)	(XIII)	(XIV)	
(1)	Institutions																	
(a)	Mutual Funds																	
(b)	Venture Capital Funds																	
(c)	Alternate Investment Funds																	
(d)	Foreign Venture Capital Investors																	
(e)	Foreign Portfolio Investors																	
(f)	Financial Institutions/Banks																	

NIL





Table III - Statement showing shareholding pattern of the Public shareholder

Moviebuff Private Limited as on 24th November, 2017


Category	Category & Name of the Shareholder	PAN	No of Shareholders	No of fully paid up equity shares held	No of Partly paid-up equity shares held	No of Shares Underlying Depository Receipts	Total No of Shares Held (IV+V+VI)	Shareholding as a % of total no of shares (A+B+C2)	Number of Voting Rights held in each class of securities			No of Shares Underlying Outstanding convertible securities (Including Warrants)	Shareholding as a % assuming full conversion of convertible Securities (as a percentage of diluted share capital)	Number of Locked in Shares		Number of Shares pledged or otherwise encumbered		Number of equity shares held in dematerialized form
									No of Voting Rights			Total as a % of (A+B+C)		No.	As a % of total Shares held	No.	As a % of total Shares held	
	(I)	(II)	(III)	(IV)	(V)	(VI)	(VII)	(VIII)	Class X	Class Y	Total	(IX)	(X)	(XI)	(XII)	(XIII)	(XIV)	
(g)	Insurance Companies																	
(h)	Provident Funds/Pension Funds																	
(i)	Any Other																	
	FOREIGN CORPORATE BODIES																	
	Sub Total (B)(1)																	
(2)	Central Government/State Government(s)/President of India																	
	Sub Total (B)(2)																	

NIL




Details of the shareholders acting as persons in Concert including their Shareholding:

Name of Shareholder	Name of PAC	No of shares	Holding%
Total:	NIL		



Details of Shares which remain unclaimed may be given hear along with details such as number of shareholders, outstanding shares held in demat/unclaimed suspense account

No of Shareholders	No of shares
--	--



Format of Holding of Specified securities

1. Name of Listed Entity: NOT APPLICABLE
2. Scrip Code/Name of Scrip/Class of Security: **BSE Scrip Code:** **NSE Symbol:**
3. Share Holding Pattern Filed under: Reg. 31(1)(a)/Reg.31(1)(b)/Reg.31(1)(c)
 - a. if under 31(1)(b) then indicate the report for quarter ending
 - b. if under 31(1)(c) then indicate date of allotment/extinguishment
4. Declaration : The Listed entity is required to submit the following declaration to the extent of submission of information:

Particulars	YES*	NO*
a Whether the Listed Entity has issued any partly paid up shares		
b Whether the Listed Entity has issued any Convertible Securities or Warrants?		
c Whether the Listed Entity has any shares against which depository receipts are issued?		
d Whether the Listed Entity has any shares in locked-in?		
e Whether any shares held by promoters are pledge or otherwise encumbered?		

*if the Listed Entity selects the option 'NO' for the questions above, the columns for the partly paid up shares, Outstanding Convertible Securities/Warrants, depository receipts, locked-in shares, No of shares pledged or otherwise encumbered by promoters, as applicable, shall not be displayed at the time of dissemination on the Stock Exchange website. Also wherever there is 'No' declared by Listed entity in above table the values will be considered as 'Zero' by default on submission of the format of holding of specified securities.

- 5 The tabular format for disclosure of holding of specified securities is as follows:

For MOVIEBUFF PRIVATE LIMITED

Harshad


Director

Table I - Summary Statement holding of specified securities

Moviebuff Private Limited immediately upon merger

Category	Category of Shareholder	No of Shareholders	No of fully paid up equity shares held	No of Partly paid-up equity shares held	No of Shares Underlying Depository Receipts	Total No of Shares Held (VII) = (IV)+(V)+(VI)	Shareholding as a % of total no of shares (As a % of (A+B+C2))	Number of Voting Rights held in each class of securities			No of Shares Underlying Outstanding convertible securities (Including Warrants)	Shareholding as a % assuming full conversion of convertible Securities (as a percentage of diluted share capital)	Number of Locked in Shares		Number of Shares pledged or otherwise encumbered		Number of equity shares held in dematerialized form
								No of Voting Rights		Total as a % of (A+B+C)			No.	As a % of total Shares held	No.	As a % of total Shares held	
(I)	(II)	(III)	(IV)	(V)	(VI)	(VII)	(VIII)	Class X	Class Y	Total	(IX)	(X)	(XI)	(XII)	(XIII)	(XIV)	
(A)	Promoter & Promoter Group	0	0	0	0	0	0.00					0	0	0	0	0	
(B)	Public																
(C)	Non Promoter-Non Public	0	0	0	0	0					0	0	0	0	0	0	
(C1)	Shares underlying DRs	0	0	0	0	0					0	0	0	0	0	0	
(C2)	Shares held by Employees Trusts	0	0	0	0	0					0	0	0	0	0	0	
												0	0	0	0	0	
	Total:	0	0	0	0	0	0.00					0	0	0	0	0	

For MOVIEBUFF PRIVATE LIMITED



Director

Table II - Statement showing shareholding pattern of the Promoter and Promoter Group

Moviebuff Private Limited immediately upon merger																			
Category	Category & Name of the Shareholder	PAN	No of Share-holders	No of fully paid up equity shares held	No of Partly paid-up equity shares held	No of Shares Underlying Depository Receipts	Total No of Shares Held (IV+V+VI)	Shareholdin g as a % of total no of shares (calculated as per SCRR, 1957 (VIII) As a % of (A+B+C2)	Number of Voting Rights held in each class of securities			No of Shares Underlyi ng Outstan ding converti ble securitie s (Includin g Warrant s)	Shareholdin g as a % assuming full conversion of convertible Securities (as a percentage of diluted share capital) (VII)+(X) As a % of (A+B+C2)	Number of Locked in Shares		Number of Shares pledged or otherwise encumbered		Number of equity shares held in demateriali zed form	
									No of Voting Rights			Total as a % of (A+B+C)			No.	As a % of total Shares	No.	As a % of total Shares	
	(I)	(II)	(III)	(IV)	(V)	(VI)	(VII)	(VIII)	Class X	Class Y	Total								
(1)	Indian								(IX)			(X)	(XI)	(XII)		(XIII)		(XIV)	
(a)	Individuals/Hindu undivided Family																		
(b)	Central Government/State Government(s)																		
(c)	Financial Institutions/Banks																		




Table II - Statement showing shareholding pattern of the Promoter and Promoter Group

Moviebuff Private Limited immediately upon merger

Category	Category & Name of the Shareholder	PAN	No of Shareholders	No of fully paid up equity shares held	No of Partly paid-up equity shares held	No of Shares Underlying Depository Receipts	Total No of Shares Held (IV+V+VI)	Shareholding as a % of total no of shares (calculated as per SCRR, 1957 (VIII) As a % of (A+B+C2)	Number of Voting Rights held in each class of securities			No of Shares Underlying Outstanding convertible securities (including Warrants)	Shareholding as a % assuming full conversion of convertible Securities (as a percentage of diluted share capital) (VII)+(X) As a % of (A+B+C2)	Number of Locked in Shares		Number of Shares pledged or otherwise encumbered		Number of equity shares held in dematerialized form
									No of Voting Rights					No.	As a % of total Shares	No.	As a % of total Shares	
	(I)	(II)	(III)	(IV)	(V)	(VI)	(VII)	(VIII)	Class X	Class Y	Total							
									(IX)			(X)	(XI)	(XII)		(XIII)		(XIV)
(d)	Any Other																	
	Sub-Total (A)(1)																	
(2)	Foreign																	
(a)	Individuals (Non-Resident Individuals/Foreign Individuals)																	
(b)	Government																	
(c)	Institutions																	
(d)	Foreign Portfolio Investor																	
(e)	Any Other																	
	Sub-Total (A)(2)																	
	Total Shareholding of Promoter and Promoter Group (A)=(A)(1)+(A)(2)																	

NIL




Table III - Statement showing shareholding pattern of the Public shareholder

Moviebuff Private Limited immediately upon merger																		
Category	Category & Name of the Shareholder	PAN	No of Shareholders	No of fully paid up equity shares held	No of Partly paid-up equity shares held	No of Shares Underlying Depository Receipts	Total No of Shares Held (IV+V+VI)	Shareholding as a % of total no of shares (A+B+C2)	Number of Voting Rights held in each class of securities			No of Shares Underlying Outstanding convertible securities (Including Warrants)	Shareholding as a % assuming full conversion of convertible Securities (as a percentage of diluted share capital)	Number of Locked in Shares		Number of Shares pledged or otherwise encumbered		Number of equity shares held in dematerialized form
									No of Voting Rights		Total as a % of (A+B+C)			No.	As a % of total Shares held	No.	As a % of total Shares held	
	(I)	(II)	(III)	(IV)	(V)	(VI)	(VII)	(VIII)	Class X	Class Y	Total	(IX)	(X)	(XI)	(XII)	(XIII)	(XIV)	
(1)	Institutions								NIL									
(a)	Mutual Funds																	
(b)	Venture Capital Funds																	
(c)	Alternate Investment Funds																	
(d)	Foreign Venture Capital Investors																	
(e)	Foreign Portfolio Investors																	
(f)	Financial Institutions/Banks																	

NIL




Table III - Statement showing shareholding pattern of the Public shareholder

Moviebuff Private Limited immediately upon merger																			
Category	Category & Name of the Shareholder	PAN	No of Shareholders	No of fully paid up equity shares held	No of Partly paid-up equity shares held	No of Shares Underlying Depository Receipts	Total No of Shares Held (IV+V+VI)	Shareholding as a % of total no of shares (A+B+C2)	Number of Voting Rights held in each class of securities			No of Shares Underlying Outstanding convertible securities (Including Warrants)	Shareholding as a % assuming full conversion of convertible Securities (as a percentage of diluted share capital)	Number of Locked in Shares		Number of Shares pledged or otherwise encumbered		Number of equity shares held in dematerialized form	
									No of Voting Rights			Total as a % of (A+B+C)			No.	As a % of total Shares held	No.	As a % of total Shares held	
	(I)	(II)	(III)	(IV)	(V)	(VI)	(VII)	(VIII)	Class X	Class Y	Total		(X)	(XI)		(XII)		(XIII)	(XIV)
(g)	Insurance Companies								NIL										
(h)	Provident Funds/Pension Funds								NIL										
(i)	Any Other								NIL										
	FOREIGN CORPORATE BODIES								NIL										
	Sub Total (B)(1)								NIL										
(2)	Central Government/State Government(s)/President of India								NIL										
	Sub Total (B)(2)								NIL										

NIL

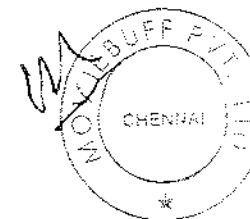


Table III - Statement showing shareholding pattern of the Public shareholder

Moviebuff Private Limited immediately upon merger

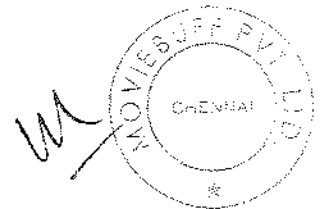
Moviebuff Private Limited immediately upon merger																												
Category	Category & Name of the Shareholder	PAN	No of Shareholders	No of fully paid up equity shares held	No of Partly paid-up equity shares held	No of Shares Underlying Depository Receipts	Total No of Shares Held (IV+V+VI)	Shareholding as a % of total no of shares (A+B+C2)	Number of Voting Rights held in each class of securities				No of Shares Underlying Outstanding convertible securities (Including Warrants)	Shareholding as a % assuming full conversion of convertible Securities (as a percentage of diluted share capital)	Number of Locked in Shares		Number of Shares pledged or otherwise encumbered		Number of equity shares held in dematerialized form									
									No of Voting Rights			Total as a % of (A+B+C)			No.	As a % of total Shares held	No.	As a % of total Shares held										
	(I)	(II)	(III)	(IV)	(V)	(VI)	(VII)	(VIII)	Class X	Class Y	Total																	
									(IX)				(X)	(XI)		(XII)		(XIII)	(XIV)									
(3)	Non-Institutions								NIL																			
(a)	i.Individual shareholders holding nominal share capital up to Rs.2 lakhs																											
	ii.Individual shareholders holding nominal share capital in excess of Rs. 2 Lakhs																											
(b)	NBFCs Registered with RBI																											
(c)	Employee Trusts																											
(d)	Overseas Depositories (Holding DRs)(Balancing figure)																											
(e)	Any Other																											
	TRUSTS																											
	NON RESIDENT INDIANS																											
	CLEARING MEMBERS																											
	NON RESIDENT INDIAN NON REPATRIABLE																											
	BODIES CORPORATES																											
	Sub Total (B)(3)																											
	Total Public Shareholding (B) = (B)(1)+(B)(2)+(B)(3)																											



Table IV - Statement showing shareholding pattern of the Non Promoter - Non Public Shareholder

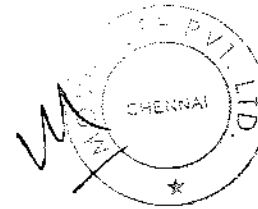
Moviebuff Private Limited immediately upon merger

Moviebuff Private Limited immediately upon merger																		
Category	Category & Name of the Shareholder	PAN	No of Share-holders	No of fully paid up equity shares held	No of Partly paid-up equity shares held	No of Shares Underlying Depository Receipts	Total No of Shares Held (IV+V+VI)	Shareholding as a % of total no of shares (A+B+C2)	Number of Voting Rights held in each class of securities			No of Shares Underlying Outstanding convertible securities (Including Warrants)	Shareholding as a % assuming full conversion of convertible Securities (as a percentage of diluted share capital)	Number of Locked in Shares		Number of Shares pledged or otherwise encumbered	Number of equity shares held in dematerialized form	
									No of Voting Rights	Total as a % of (A+B+C)				No.	As a % of total Shares held			No.
									Class X	Class Y	Total							
	(I)	(II)	(III)	(IV)	(V)	(VI)	(VII)	(VIII)	(IX)			(X)	(XI)		(XII)		(XIII)	(XIV)
(1)	Custodian/DR Holder																	
(2)	Employee Benefit Trust (under SEBI(Share based Employee Benefit) Regulations 2014)																	
	Total Non-Promoter-Non Public Shareholding (C) = (C)(1)+(C)(2)																	
NIL																		



Details of the shareholders acting as persons in Concert including their Shareholding:

Name of Shareholder	Name of PAC	No of shares	Holding%
Total:	NIL		



Details of Shares which remain unclaimed may be given hear along with details such as number of shareholders, outstanding shares held in demat/unclaimed suspense account

No of Shareholders	No of shares
--	--



ANNEXURE V

Brief particulars of the transferee/resulting and transferor/demerged companies

Particulars	Transferee/ Resulting Company	Transferor/ Demerged Company	Transferor/ Demerged Company	Transferor/ Demerged Company	Transferor Company
Name of the Company	UFO Moviez India Limited	Qube Digital Cinema Private Limited	Moviebuff Private Limited	Qube Cinema Technologies Private Limited	PJSA Technosoft Private Limited
Date of Incorporation & details of name changes, if any	<u>Date of Incorporation:</u> June 14, 2004 <u>Details of Name Change:</u> 1) From Valuable Media Private Limited to UFO India Private Limited w.e.f. August 1, 2006 2) UFO India Private Limited to UFO India Limited w.e.f. November 10, 2006 3) UFO India Limited to UFO Moviez India Limited w.e.f. June 20, 2008	<u>Date of Incorporation:</u> October 11, 2017 <u>Details of Name Change:</u> Nil	<u>Date of Incorporation:</u> November 4, 1996 <u>Details of Name Change:</u> 1. From South Beach Software Private Limited to Moviebuff Private Limited w.e.f 2 nd November, 2015	<u>Date of Incorporation:</u> January 1, 1986 <u>Details of Name Change:</u> 1. From Media Artists Private Limited to Real Image Media Technologies Private Limited w.e.f 17.04.2000 2. Real Image Media Technologies Private Limited to Qube Cinema Technologies Private Limited w.e.f 12 th January, 2017	<u>Date of Incorporation:</u> October 17, 2017 <u>Details of Name Change:</u> Nil
Registered Office	Valuable Techno Park, Plot No. 53/1, Road No. 7, MIDC, Marol, Andheri (East), Mumbai – 400 093 Maharashtra	No.42, Dr. Ranga Road, Mylapore, Chennai - 600 004	No.42, Dr. Ranga Road, Mylapore, Chennai - 600 004	No.42, Dr. Ranga Road, Mylapore, Chennai - 600 004	2602 Wing C, Oberoi Splendor, Opp. Majas Depot, JVLR, Andheri (East), Mumbai - 400060
Brief particulars of	Composite Scheme of Arrangement and Amalgamation between UFO Moviez India Limited (UFO) and Qube Cinema Technologies Private Limited (QCTPL) and Qube Digital Cinema Private Limited (QDCPL) and Moiebuff Private Limited and PJSA Technosoft Private Limited (PJSA) and their respective shareholders and creditors under				



the Scheme	<p>sections 230 to 232 and other relevant provisions of the Companies Act, 2013.</p> <p>This Composite Scheme of Arrangement and Amalgamation ("Scheme") is presented pursuant to the provisions of Section 230 to 232 and other relevant provisions of the Companies Act, 2013, as may be applicable, and also read with Sections 2(19AA), 2(1B), Section 2(42C) and other relevant provisions of the Income-Tax Act, 1961, as applicable for the:</p> <ol style="list-style-type: none"> (i) Demerger of the Demerged Undertaking of Qube Cinema Technologies Private Limited ("QCTPL" or "Demerged Company") into Qube Digital Cinema Private Limited ("QDCPL" or "Resulting Company") on a going concern basis; (ii) Amalgamation of Moviebuff Private Limited ("MPL" or "Transferor Company 1") into QDCPL ("Transferee Company 1") and consequent dissolution of MPL without winding up; (iii) Amalgamation of QDCPL ("Transferor Company 2") into UFO Moviez India Limited ("UFO" or "Transferee Company 2") and consequent dissolution of QDCPL without winding up; and (iv) Slump Sale of the Transferred Undertaking of UFO ("Transferor Company 3") into PJSA Technosoft Private Limited ("PJSA" or "Transferee Company 3").
Rationale for the scheme	<ol style="list-style-type: none"> 1. Qube Cinema Technologies Private Limited (QCTPL) and UFO Moviez India Limited (UFO) are engaged in similar business. Considering the existing entertainment and advertising market dynamics in India and global markets and growth opportunities thereof, QCTPL and UFO believe that the proposed consolidation of the QCTPL Business with UFO will lead to robust growth opportunities in India and globally. 2. UFO has developed an efficient satellite delivery mechanism for delivery of content into theatres using MPEG4 technology. QCTPL, on the other hand, uses MPEG2 technology and has also developed its own DCI compliant servers. The resultant entity will thus have all the complementary technologies at its disposal and will be in a position to offer its clients a comprehensive bouquet of services. Additionally, based on evaluation of technologies, the resultant entity will be able to use best features of these technologies for growth of its business in a competitive manner. 3. Neither QCTPL nor UFO is currently able to provide a comprehensive advertising solution to its clients across the length and breadth of the country. 4. While QCTPL has a very strong presence in southern regions of India, UFO has a higher number of its screens in northern regions with reasonable presence in southern regions of India. Thus, the proposed restructuring will ensure an all India presence for the combined entity thereby facilitating provision of a wholesome offering across the country to its advertising clients. This will help in substantial growth of the advertising business for the resultant entity. 5. Further, this Scheme would bring about synergy of operations and benefit of scale since duplication of administrative efforts and legal and regulatory compliances will be unified. 6. This Scheme will facilitate exit of private equity investors from the QCTPL Business who have stayed invested in QCTPL for a long time. The private equity investors will continue to remain invested in the Studio DPS Business of QCTPL. 7. This Scheme will provide an opportunity to employees and shareholders of QCTPL to become part of a listed entity. 8. The resultant entity will be able to provide better and more efficient and comprehensive services to all the stakeholders of the industry such as exhibitors, distributors,



advertisers etc.

9. As part of this Scheme, all businesses of QCTPL which are synergic with UFO will be demerged into Qube Digital Cinema Private Limited (QDCPL), a company owned by QCTPL Promoter 1 and his relative, leaving behind businesses in QCTPL that are not synergic or have limited growth potential. Further, it is also proposed to merge MPL, a company controlled by QCTPL Promoters and which holds various intellectual properties, into QDCPL, thereby consolidating and combining the businesses of QCTPL and MPL in QDCPL. QDCPL will then be merged with UFO.

10. QCTPL has developed certain new software, technologies and processes ("QCTPL Products") which are currently in the process of commercialization. UFO, in addition to its screen network in India, also has a network of screens overseas. QCTPL Products have global application and the combined network post amalgamation will allow faster monetization of QCTPL Products not only in India but overseas as well. Post merger of QDCPL into UFO, the business relating to the QCTPL Products i.e. IP Business will be hived off into PJSA Technosoft Private Limited (PJSA), a wholly subsidiary of UFO, thereby creating a pure technology play. The IP Business derives value significantly from the technical expertise and talent of the QCTPL Promoters. Further, synergies will be derived from such talent acquisitions pursuant to the Scheme. Accordingly, the continual support of the QCTPL Promoters would be required upon implementation of the Scheme for the technology aspects. This will also facilitate hiring of relevant technical talent which is a challenge currently for both QCTPL and UFO.

Thus, with the aforesaid objectives, it is proposed to demerge the QCTPL Business of QCTPL into QDCPL, merge MPL into QDCPL, undertake the purchase of the QDCPL Sale Shares of the Sellers who no longer wish to participate in the QCTPL Business, amalgamate QDCPL with UFO and thereafter slump sale the IP Business from UFO into PJSA pursuant to this composite Scheme. For the avoidance of any doubt, it is stated that each of the aforesaid transactions form an integral and indivisible part of this composite Scheme and the said transactions shall be deemed to occur in the sequence set out in the scheme and none of the said transactions shall be considered to be consummated, unless each of the other transactions are also consummated and this Scheme is approved by the SEBI, the Stock Exchanges and the NCLTs, as the case may be.

This Scheme also provides for various other matters consequential or otherwise integrally connected therewith.

Date of resolution passed by the Board of Director of the company approving the scheme	November 1, 2017	November 1, 2017	November 1, 2017	November 1, 2017	November 1, 2017
Date of meeting of the Audit Committee in which the draft scheme has been	November 1, 2017	Not Applicable	Not Applicable	Not Applicable	Not Applicable



approved					
Appointed Date	<p>Appointed Date 2 means Effective Date 2, being the date with effect from which Part IV of this Scheme shall be deemed to be effective, in the manner described in Para (D) of this Scheme.</p> <p>Effective Date 2 means 1 (one) calendar day after the completion of the sale and purchase of the QDCPL Sale Shares in the manner as mutually agreed between the Sellers, UFO and New Investor. Reference in this Scheme to ‘upon Part IV of the Scheme becoming effective’ shall mean the Effective Date 2.</p>	<p>Appointed Date 1 means Effective Date 1, being the date with effect from which Part II and Part III of this Scheme shall be deemed to be effective, in the manner described in Para (D) of this Scheme.</p> <p>Effective Date 1 means the date which is the later of (i) the date on which the certified copies of the last of the NCLT Order(s) is filed with the relevant RoC; and (ii) 2 (two) Business Days from the date on which the final approval to the Scheme from the Stock Exchanges and SEBI is obtained. Reference in this Scheme to ‘upon Part II of the Scheme becoming effective’ or ‘upon Part III of the Scheme becoming effective’ shall mean the Effective Date 1.</p>	<p>Appointed Date 1 means Effective Date 1, being the date with effect from which Part II and Part III of this Scheme shall be deemed to be effective, in the manner described in Para (D) of this Scheme.</p> <p>Effective Date 1 means the date which is the later of (i) the date on which the certified copies of the last of the NCLT Order(s) is filed with the relevant RoC; and (ii) 2 (two) Business Days from the date on which the final approval to the Scheme from the Stock Exchanges and SEBI is obtained. Reference in this Scheme to ‘upon Part II of the Scheme becoming effective’ or ‘upon Part III of the Scheme becoming effective’ shall mean the Effective Date 1.</p>	<p>Appointed Date 1 means Effective Date 1, being the date with effect from which Part II and Part III of this Scheme shall be deemed to be effective, in the manner described in Para (D) of this Scheme.</p> <p>Effective Date 1 means the date which is the later of (i) the date on which the certified copies of the last of the NCLT Order(s) is filed with the relevant RoC; and (ii) 2 (two) Business Days from the date on which the final approval to the Scheme from the Stock Exchanges and SEBI is obtained. Reference in this Scheme to ‘upon Part II of the Scheme becoming effective’ or ‘upon Part III of the Scheme becoming effective’ shall mean the Effective Date 1.</p>	<p>Appointed Date 3 means Effective Date 3, being the date with effect from which Part V of this Scheme shall be deemed to be effective, in the manner described in Para (D) of this Scheme.</p> <p>Effective Date 3 means 1 (one) calendar day after the Effective Date 2. Reference in this Scheme to ‘upon Part V of the Scheme becoming effective’ shall mean the Effective Date 3.</p>
Name of Exchanges where securities of the company are listed	<p>a) BSE Limited</p> <p>b) National Stock Exchange of India Limited</p>	Not Applicable	Not Applicable	Not Applicable	Not Applicable
Nature of Business	UFO is engaged in the business of digital cinema distribution, in-cinema advertising and electronic ticketing.	QDCPL, which was incorporated under the Companies Act, 2013 on Oct 11, 2017, shall be engaged in the demerged business of QCTPL and the amalgamated	It is engaged in the business of operating a backend platform for dynamically creating and playing back customised content at scheduled times.	QCTPL is engaged in the business of providing technology in film, video and audio, including digital cinema distribution, editing, production and sound.	PJSA is engaged in the business of providing technology in film, video and audio, including digital cinema distribution, editing, production and sound.



		<p>business of MBPL i.e. the business of provision of solutions and services for the media and entertainment domain, with a dominant focus on digital cinema, involving, inter alia, (a) the manufacture, sale and deployment of digital cinema equipment and provision of support, content mastering, content delivery and key management services in connection therewith; (b) operation of platforms to enable digital rights management and dissemination of digital cinema content; (c) acquisition and marketing of cinema advertising rights and providing content mastering, dissemination, scheduling and management services in connection therewith; (d) sale and distribution of software and hardware for audio/video post-production and broadcast and providing associated services; (e) operating a backend platform for dynamically creating and playing back customised content at scheduled times; and (f) exploitation of all commercial opportunities that may be available based on the deployment and use of the intellectual property developed and owned by QCTPL.</p> <p>The dominant focus of the business is to provide end to end</p>			
--	--	--	--	--	--



		solutions to cinema producers, distributors and theatres to enable exhibition of films digitally, both in India and globally, With the suite of technology solutions and services available to it and QCTPL's history of having both introduced and developed innovative technologies in the media and entertainment domain as well as deploying the technology to provide end to end services around it, QDCPL intends to deploy new technology solutions that have global application and build a services model around it.			
Capital before the scheme (No. of equity shares as well as capital in rupees)	<p><u>Authorised Share Capital</u> No. of Equity Shares – 45,000,000 Rs. - 450,000,000/-</p> <p>No. of Preference Shares – 1,385,000 Rs. – 1,385,000,000/-</p> <p>Total - Rs. 1,835,000,000/-</p> <p><u>Issued, Subscribed and Paid-Up Share Capital</u> No. of Equity Shares – 27,600,801 Rs. 276,008,010/-</p> <p>No. of Preference Shares – Nil</p> <p>Total: - No. of Equity Shares –</p>	<p><u>Authorised Share Capital</u> No. of Equity Shares – 10,000 Rs. 100,000/-</p> <p><u>Issued, Subscribed and Paid-Up Share Capital</u> No. of Equity Shares – 10,000 Rs. 100,000/-</p>	<p><u>Authorised Share Capital</u> 850,000 Equity Shares of Rs. 10 each – Rs.85,00,000/-</p> <p><u>Issued, Subscribed and Paid up Share Capital</u> 10,212 Equity Shares of Rs. 10 each – Rs. 1,02,120/-</p>	<p><u>Authorised Share Capital</u> 16,500,000 Equity Shares of Rs. 10 each – Rs. 165,000,000/-</p> <p>7,500,000 Compulsorily Convertible Preference Shares of Rs. 10 each – Rs. 75,000,000/- Total – Rs. 240,000,000/-</p> <p><u>Issued, Subscribed and Paid up Share Capital</u> 9,940,858 Equity Shares of Rs. 10 each fully paid up – Rs. 99,408,580/-</p> <p>7,443,611 Compulsorily Convertible Preference Shares of Rs. 10 each fully paid up – Rs. 74,436,110/-</p> <p>Total – Rs. 173,844,690/-</p>	<p><u>Authorised Share Capital</u> No. of Equity Shares – 10,000 Rs. 100,000/-</p> <p><u>Issued, Subscribed and Paid-Up Share Capital</u> No. of Equity Shares – 10,000 Rs. 100,000/-</p>



	27,600,801 Rs. 276,008,010/-				
No. of shares to be issued	15,782,090 shares to be issued to shareholders of QDCPL pre cancellation AND 12,818,449 shares to be issued to shareholders of QDCPL post cancellation.	780,003 share to be issued to the shareholders of MPL on Merger with QDCPL 19,858,114 shares to be issued to shareholders of QCTPL in QDCPL upon demerger	Not Applicable	Not Applicable	23,500,000 shares to be issued to UFO
Cancellation of shares on account of cross holding, if any	2,963,641	Nil	Nil	Nil	Nil
Capital after the scheme (No. of equity shares as well as capital in rupees)	<u>Authorised Share Capital</u> No. of Equity Shares – 45,860,000 Rs. 458,600,000/- No. of Preference Shares – 1,385,000 Rs. – 1,385,000,000/- Total - Rs. 1,835,000,000/- <u>Issued, Subscribed and Paid-Up Share Capital</u> No. of Equity Shares – 40,419,250 Rs. 404,192,500/-	Not Applicable	Not Applicable	<u>Authorised Share Capital</u> 16,500,000 Equity Shares of Rs. 10 each – Rs. 165,000,000/- 7,500,000 Compulsorily Convertible Preference Shares of Rs. 10 each – Rs. 75,000,000/- Total – Rs. 240,000,000/- <u>Issued, Subscribed and Paid up Share Capital</u> 9,940,858 Equity Shares of Rs. 10 each fully paid up – Rs. 99,408,580/- 7,443,611 Compulsorily Convertible Preference Shares of Rs. 10 each fully paid up – Rs. 74,436,110/- Total – Rs. 173,844,690/-	<u>Authorised Share Capital</u> No. of Equity Shares – 23,510,000 Rs. 235,100,000/- <u>Issued, Subscribed and Paid-Up Share Capital</u> No. of Equity Shares – 23,510,000 Rs. 235,100,000/-



Net Worth	(Rs. In crores)	Not Applicable	Not Applicable	Not Applicable	Not Applicable
Pre Post	Rs. 419.12 Rs. 932.03				
Valuation by independent Chartered Accountant – Name of the valuer/valuer firm and Regn no.	Walker Chandiok & Co LLP Chartered Accountants ICAI Firm Registration No. 001076N / N500013 Name of the partner signing the Report: Mr. Riaz Thingna M. No.: 034864	Demerger Swap Ratio – Valuation Report VSS & Co, Chartered Accountants, Name of the partner signing the Report: Mr. Sanjay Jain M. No. : 207975 MPL Share Swap Ratio – Valuation Report VSS & Co, Chartered Accountants, Name of the partner signing the Report: Mr. Sanjay Jain M. No. : 207975 Merger with UFO: Valuation Report Walker Chandiok & Co LLP Chartered Accountants ICAI Firm Registration No. 001076N / N500013.	MPL Share Swap Ratio – Valuation Report VSS & Co, Chartered Accountants, Name of the partner signing the Report: Mr. Sanjay Jain M. No. : 207975	Demerger Swap Ratio – Valuation Report VSS & Co, Chartered Accountants, Name of the partner signing the Report: Mr. Sanjay Jain M. No. : 207975	Walker Chandiok & Co LLP Chartered Accountants ICAI Firm Registration No. 001076N / N500013 Name of the partner signing the Report: Mr. Riaz Thingna M. No.: 034864
Methods of valuation and value per share arrived under each method with weight given to each method, if any.	Refer Valuation Report	Refer Valuation Report	Refer Valuation Report	Refer Valuation Report	Refer Valuation Report
Fair value per	Refer Valuation Report	Refer Valuation Report	Refer Valuation Report	Refer Valuation Report	Refer Valuation Report



shares																				
Exchange ratio	Refer Valuation Report				Refer Valuation Report				Refer Valuation Report				Refer Valuation Report				N.A.			
Name of Merchant Banker giving fairness opinion	Axis Capital Limited				N.A.				N.A.				N.A.				N.A.			
Shareholding pattern	Pre		Post		Pre		Post		Pre		Post		Pre		Post		Pre		Post	
	No. of Shares	% of holding	No. of Shares	% of holding	No. of Shares	% of holding	No. of Shares	% of holding	No. of Shares	% of holding	No. of Shares	% of holding	No. of Shares	% of holding	No. of Shares	% of holding	No. of Shares	% of holding	No. of Shares	% of holding
Promoter	7765452	28.13	7765452	19.21	10000	100	0	0	10212	100	0	-	5523091	31.77	5523091	31.77	10000	100	23,510,000	100



Public	19835349	71.87	32653798	80.79	0	-	0	-	0	-		-	Part A–Equity 4417767 (Including ESOP Trust) Part B–CCPS – Series A, B and C 7443611 Total: 11861378	68.23	Part A–Equity 4417767 (Including ESOP Trust) Part B–CCPS – Series A, B and C 7443611 Total: 11861378	68.23	0	-	0	-
Custodian	0	--	0	--	0	-	0	-	0	-	0	-	0	-	0	-	0	-	0	-
TOTAL	27600801	100	40419250	100	10000	-	100	-	10212	100	0	-	17384469	100	17384469	100	10000	100	23,510,000	100
No. of Shareholder	30748		30781		Pre:2		Post - Nil		Pre: 3		Post - Nil		Pre: 207 (Includes the employees in the trust and it excludes 4 ESOP Options holders)		Post: 207 (Includes the employees in the trust and it excludes 4 ESOP Options holders)		Pre:7		Post - 7	
Names of the Promoters	Promoter • Mr. Sanjay Gaikwad • Apollo International				Promoter Mr. V. Senthil Kumar Mrs. Vandana Gopikumar				Promoter Mr. V. Senthil Kumar Mr. P. Jayendra				Promoter & Group Mr. V. Senthil Kumar Mr. P. Jayendra				Promoter: Mr. Sushil Agrawal Mr. Pankaj Jaysinh			



	<p>Limited</p> <ul style="list-style-type: none"> Valuable Technologies Limited Valuable Media Limited <p>Promoter Group</p> <ul style="list-style-type: none"> Mr. Uday Gaikwad Mr. Ameya Hete Advent Fiscal Private Limited Nifty Portfolio Services Private Limited 			<p>Mr. Arun Veerappan</p> <p>Mrs. Meena Veerappan</p> <p>Mrs. Vee Vijayalakshmi</p> <p>Mr. V. Sivakumar</p> <p>Mr. Raja Enok</p> <p>Mrs. Julie Enok</p> <p>Mr. P.C. Sreeram</p> <p>Mr. S. Gunaseelan</p> <p>Mr. D. Ashok Kumar</p> <p>Transglobal Technologies Inc</p> <p>Real Image LLP</p>	
Names of the Board of Directors	<ul style="list-style-type: none"> Mr. Sanjeev Aga Mr. Kapil Kumar Agarwal Mr. Raaja Kanwar Mr. Sanjay Shankar Gaikwad Ms. Lynn de Souza Mr. Ameya Hete Mr. Varun Laul Mr. S. Madhavan 	<ul style="list-style-type: none"> Mr. V. Senthil Kumar Mrs. Vandana Gopikumar Mr. Harsh Krishna Rohatgi 	<ul style="list-style-type: none"> Mr. V. Senthil Kumar Mr. P. Jayendra Mrs. Vandana Gopikumar Mr. Harsh Krishna Rohatgi 	<ul style="list-style-type: none"> Mr. V. Senthil Kumar Mr. P. Jayendra Mr. Willie Wong Mr. Atsushi Okabe Mr. Anirudh Raj Sarathy Mr. M.G. Parameswaran 	<ul style="list-style-type: none"> Mr. Sushil Agrawal Mr. Pankaj Jaysinh
Please specify relation among the companies involved in the scheme, if any	No Relation with QCTPL, QDCPL and MPL	QCTPL, QDCPL and MPL are part of Qube Group. There are common Directors in the Board of QCTPL, QDCPL and MPL.	QCTPL, QDCPL and MPL are part of Qube Group. There are common Directors in the Board of QCTPL, QDCPL and MPL.	QCTPL, QDCPL and MPL are part of Qube Group. There are common Directors in the Board of QCTPL, QDCPL and MPL.	UFO holds 100% equity in PJSA.



Details regarding change in management control in listed or resulting company seeking listing if any	Not Applicable
--	----------------

For UFO Moviez India Limited

S. S. Chavan

Sameer Chavan
Company Secretary



Date: December 11, 2017