

# FORM NO. MGT-7

[Pursuant to sub-Section(1) of section 92 of the Companies Act, 2013 and sub-rule (1) of rule 11of the Companies (Management and Administration) Rules, 2014]



सत्यमेव जयते

## Annual Return (other than OPCs and Small Companies)

Form language ☒ English ☐ Hindi

Refer the instruction kit for filing the form.

### I. REGISTRATION AND OTHER DETAILS

(i) \* Corporate Identification Number (CIN) of the company

L22120MH2004PLC285453

Pre-fill

Global Location Number (GLN) of the company

\* Permanent Account Number (PAN) of the company

AABCV8900E

(ii) (a) Name of the company

UFO MOVIEZ INDIA LIMITED

(b) Registered office address

Valuable Techno Park, Plot #53/1, Road #7 MIDC, Marol, And  
heri (E) NA  
Mumbai  
Mumbai City  
Maharashtra  
400002



(c) \*e-mail ID of the company

kavita.thadeshwar@ufomoviez



(d) \*Telephone number with STD code

02240305060

(e) Website

www.ufomoviez.com

(iii) Date of Incorporation

14/06/2004

(iv)	Type of the Company	Category of the Company	Sub-category of the Company
	Public Company	Company limited by shares	Indian Non-Government company

(v) Whether company is having share capital

☒ Yes

☐ No

(vi) \*Whether shares listed on recognized Stock Exchange(s)

☒ Yes

☐ No

(a) Details of stock exchanges where shares are listed

S. No.	Stock Exchange Name	Code
1	National Stock Exchange of India Limited	1,024
2	BSE Limited	1

(b) CIN of the Registrar and Transfer Agent

L72400MH2017PLC444072

Pre-fill

Name of the Registrar and Transfer Agent

KFIN TECHNOLOGIES LIMITED

Registered office address of the Registrar and Transfer Agents

301, The Centrium, 3rd Floor, 57, Lal Bahadur Shastri Road,  
Nav Pada, Kurla (West) Kurla

(vii) \*Financial year From date 01/04/2024 (DD/MM/YYYY) To date 31/03/2025 (DD/MM/YYYY)

(viii) \*Whether Annual general meeting (AGM) held ☒ Yes ☐ No

(a) If yes, date of AGM

(b) Due date of AGM

30/09/2025

(c) Whether any extension for AGM granted

☐ Yes ☒ No

## II. PRINCIPAL BUSINESS ACTIVITIES OF THE COMPANY

\*Number of business activities

1

S.No	Main Activity group code	Description of Main Activity group	Business Activity Code	Description of Business Activity	% of turnover of the company
1	J	Information and communication	J3	Motion picture, video and television programme production, sound recording	100

## III. PARTICULARS OF HOLDING, SUBSIDIARY AND ASSOCIATE COMPANIES (INCLUDING JOINT VENTURES)

\*No. of Companies for which information is to be given

12

Pre-fill All

S.No	Name of the company	CIN / FCRN	Holding/ Subsidiary/Associate/ Joint Venture	% of shares held
1	NOVA CINEMAZ PRIVATE LIMITED	U72900MH2006PTC163092	Subsidiary	100
2	UPMARCH MEDIA NETWORK PRIVATE LIMITED	U59141MH2023PTC409074	Subsidiary	100

3	UFO Lanka (Private) Limited		Subsidiary	100
4	Scrabble Digital INC		Subsidiary	100
5	Scrabble Entertainment DMCC		Subsidiary	100
6	Scrabble Entertainment (Lebanon) DMCC		Subsidiary	100
7	Scrabble Audio Visual Equipment DMCC		Subsidiary	100
8	Scrabble Digital DMCC		Associate	33.33
9	Scrabble Ventures, S. de R.L. de CV		Associate	30
10	CINESTAAN DIGITAL PRIVATE LIMITED	U72300DL2013PTC258259	Associate	33.08
11	MUMBAI MOVIE STUDIOS PRIVATE LIMITED	U92490MH2020PTC345461	Associate	30.74
12	Scrabble Digital Services DMCC		Associate	18.52

#### IV. SHARE CAPITAL, DEBENTURES AND OTHER SECURITIES OF THE COMPANY

##### (i) \*SHARE CAPITAL

###### (a) Equity share capital

Particulars	Authorised capital	Issued capital	Subscribed capital	Paid up capital
Total number of equity shares	74,914,500	38,814,757	38,814,757	38,814,757
Total amount of equity shares (in Rupees)	749,145,000	388,147,570	388,147,570	388,147,570

Number of classes

1

Class of Shares	Authorised capital	Issued capital	Subscribed capital	Paid up capital
Number of equity shares	74,914,500	38,814,757	38,814,757	38,814,757
Nominal value per share (in rupees)	10	10	10	10
Total amount of equity shares (in rupees)	749,145,000	388,147,570	388,147,570	388,147,570

###### (b) Preference share capital

Particulars	Authorised capital	Issued capital	Subscribed capital	Paid-up capital
Total number of preference shares	1,565,000	0	0	0
Total amount of preference shares (in rupees)	1,565,000,000	0	0	0

Number of classes

1

Class of shares	Authorised capital	Issued capital	Subscribed capital	Paid up capital
Number of preference shares	1,565,000	0	0	0
Nominal value per share (in rupees)	1,000	1,000	1,000	1,000
Total amount of preference shares (in rupees)	1,565,000,000	0	0	0

**(c) Unclassified share capital**

Particulars	Authorised Capital
Total amount of unclassified shares	0

**(d) Break-up of paid-up share capital**

Class of shares	Number of shares			Total nominal amount	Total Paid-up amount	Total premium
<b>Equity shares</b>	Physical	DEMAT	Total			
<b>At the beginning of the year</b>	15,388	38,565,820	38581208	385,812,080	385,812,080	
<b>Increase during the year</b>	0	244,049	244049	2,440,490	2,440,490	0
i. Public Issues	0	0	0	0	0	0
ii. Rights issue	0	0	0	0	0	0
iii. Bonus issue	0	0	0	0	0	0
iv. Private Placement/ Preferential allotment	0	0	0	0	0	0
v. ESOPs	0	233,549	233549	2,335,490	2,335,490	
vi. Sweat equity shares allotted	0	0	0	0	0	0
vii. Conversion of Preference share	0	0	0	0	0	0
viii. Conversion of Debentures	0	0	0	0	0	0
ix. GDRs/ADRs	0	0	0	0	0	0
x. Others, specify		10,500	10500	105,000	105,000	
Dematerialisation during the year						
<b>Decrease during the year</b>	10,500	0	10500	105,000	105,000	0
i. Buy-back of shares	0	0	0	0	0	
ii. Shares forfeited	0	0	0	0	0	0

iii. Reduction of share capital	0	0	0	0	0	0
iv. Others, specify	10,500		10500	105,000	105,000	
Dematerialisation during the year						
<b>At the end of the year</b>	4,888	38,809,869	38814757	388,147,570	388,147,570	
<b>Preference shares</b>						
<b>At the beginning of the year</b>	0	0	0	0	0	
<b>Increase during the year</b>	0	0	0	0	0	0
i. Issues of shares	0	0	0	0	0	0
ii. Re-issue of forfeited shares	0	0	0	0	0	0
iii. Others, specify						
<b>Decrease during the year</b>	0	0	0	0	0	0
i. Redemption of shares	0	0	0	0	0	0
ii. Shares forfeited	0	0	0	0	0	0
iii. Reduction of share capital	0	0	0	0	0	0
iv. Others, specify						
<b>At the end of the year</b>	0	0	0	0	0	

ISIN of the equity shares of the company

INE527H01019

(ii) Details of stock split/consolidation during the year (for each class of shares)

0

Class of shares		(i)	(ii)	(iii)
Before split / Consolidation	Number of shares			
	Face value per share			
After split / Consolidation	Number of shares			
	Face value per share			

**(iii) Details of shares/Debentures Transfers since closure date of last financial year (or in the case of the first return at any time since the incorporation of the company) \***

☒ Nil

[Details being provided in a CD/Digital Media]

☐

Yes

☐

No

☐

Not Applicable

Separate sheet attached for details of transfers

☐

Yes

☐

No

Note: In case list of transfer exceeds 10, option for submission as a separate sheet attachment or submission in a CD/Digital Media may be shown.

Date of the previous annual general meeting	<input type="text"/>
---	----------------------

Date of registration of transfer (Date Month Year)	<input type="text"/>
--	----------------------

Type of transfer	<input type="text"/>	1 - Equity, 2- Preference Shares,3 - Debentures, 4 - Stock
------------------	----------------------	--

Number of Shares/ Debentures/ Units Transferred	<input type="text"/>	Amount per Share/ Debenture/Unit (in Rs.)	<input type="text"/>
---	----------------------	---	----------------------

Ledger Folio of Transferor	<input type="text"/>
----------------------------	----------------------

Transferor's Name	<input type="text"/>	<input type="text"/>	<input type="text"/>
-------------------	----------------------	----------------------	----------------------

	Surname	middle name	first name
--	---------	-------------	------------

Ledger Folio of Transferee	<input type="text"/>
----------------------------	----------------------

Transferee's Name	<input type="text"/>	<input type="text"/>	<input type="text"/>
-------------------	----------------------	----------------------	----------------------

	Surname	middle name	first name
--	---------	-------------	------------

Date of registration of transfer (Date Month Year)	<input type="text"/>
--	----------------------

Type of transfer	<input type="text"/>	1 - Equity, 2- Preference Shares,3 - Debentures, 4 - Stock
------------------	----------------------	--

Number of Shares/ Debentures/ Units Transferred	<input type="text"/>	Amount per Share/ Debenture/Unit (in Rs.)	<input type="text"/>
---	----------------------	---	----------------------

Ledger Folio of Transferor			
Transferor's Name			
	Surname	middle name	first name
Ledger Folio of Transferee			
Transferee's Name			
	Surname	middle name	first name

(iv)
\*Debentures (Outstanding as at the end of financial year)

Particulars	Number of units	Nominal value per unit	Total value
Non-convertible debentures	0	0	0
Partly convertible debentures	0	0	0
Fully convertible debentures	0	0	0
Total			0

Details of debentures

Class of debentures	Outstanding as at the beginning of the year	Increase during the year	Decrease during the year	Outstanding as at the end of the year
Non-convertible debentures	0	0	0	0
Partly convertible debentures	0	0	0	0
Fully convertible debentures	0	0	0	0

(v)
Securities (other than shares and debentures)

0

Type of Securities	Number of Securities	Nominal Value of each Unit	Total Nominal Value	Paid up Value of each Unit	Total Paid up Value
Total					

V.
\*Turnover and net worth of the company (as defined in the Companies Act, 2013)

**(i) Turnover**

3,318,817,000

**(ii) Net worth of the Company**

2,356,143,673

**VI. (a) \*SHARE HOLDING PATTERN - Promoters**

S. No.	Category	Equity		Preference	
		Number of shares	Percentage	Number of shares	Percentage
1.	Individual/Hindu Undivided Family				
	(i) Indian	1,177,019	3.03	0	
	(ii) Non-resident Indian (NRI)	0	0	0	
	(iii) Foreign national (other than NRI)	0	0	0	
2.	Government				
	(i) Central Government	0	0	0	
	(ii) State Government	0	0	0	
	(iii) Government companies	0	0	0	
3.	Insurance companies	0	0	0	
4.	Banks	0	0	0	
5.	Financial institutions	0	0	0	
6.	Foreign institutional investors	0	0	0	
7.	Mutual funds	0	0	0	
8.	Venture capital	0	0	0	
9.	Body corporate (not mentioned above)	7,491,521	19.3	0	
10.	Others	0	0	0	
	<b>Total</b>	8,668,540	22.33	0	0

**Total number of shareholders (promoters)**

9

**(b) \*SHARE HOLDING PATTERN - Public/Other than promoters**

S. No.	Category	Equity		Preference	
		Number of shares	Percentage	Number of shares	Percentage



1.	Individual/Hindu Undivided Family				
	(i) Indian	18,669,891	48.1	0	
	(ii) Non-resident Indian (NRI)	346,537	0.89	0	
	(iii) Foreign national (other than NRI)	87	0	0	
2.	Government				
	(i) Central Government	0	0	0	
	(ii) State Government	0	0	0	
	(iii) Government companies	0	0	0	
3.	Insurance companies	0	0	0	
4.	Banks	0	0	0	
5.	Financial institutions	0	0	0	
6.	Foreign institutional investors	330,970	0.85	0	
7.	Mutual funds	0	0	0	
8.	Venture capital	0	0	0	
9.	Body corporate (not mentioned above)	1,381,823	3.56	0	
10.	Others Alternative Investment Fund	9,416,909	24.26	0	
	<b>Total</b>	30,146,217	77.66	0	0

**Total number of shareholders (other than promoters)**

48,998

**Total number of shareholders (Promoters+Public/  
Other than promoters)**

49,007

**(c) \*Details of Foreign institutional investors' (FIIs) holding shares of the company**

3

Name of the FII	Address	Date of Incorporation	Country of Incorporation	Number of shares held	% of shares held
EBISU GLOBAL OPPOR	ICICI BANK LTD EMPIRE COMPLEX			257,261	0.66
QUADRATURE CAPITA	JP Morgan Tower, Kalina Santacruz			72,123	0.19
CITADEL SECURITIES S	JP Morgan Tower, Kalina Santacruz			1,586	0

**VII. \*NUMBER OF PROMOTERS, MEMBERS, DEBENTURE HOLDERS**  
(Details, Promoters, Members (other than promoters), Debenture holders)

Details	At the beginning of the year	At the end of the year
Promoters	9	9
Members (other than promoters)	49,235	48,998
Debenture holders	0	0

**VIII. DETAILS OF DIRECTORS AND KEY MANAGERIAL PERSONNEL**

**(A) \*Composition of Board of Directors**

Category	Number of directors at the beginning of the year		Number of directors at the end of the year		Percentage of shares held by directors as at the end of year	
	Executive	Non-executive	Executive	Non-executive	Executive	Non-executive
<b>A. Promoter</b>	1	2	1	2	2.36	0.66
<b>B. Non-Promoter</b>	1	5	1	5	0.3	0
(i) Non-Independent	1	2	1	2	0.3	0
(ii) Independent	0	3	0	3	0	0
<b>C. Nominee Directors representing</b>	0	0	0	0	0	0
(i) Banks & FIs	0	0	0	0	0	0
(ii) Investing institutions	0	0	0	0	0	0
(iii) Government	0	0	0	0	0	0
(iv) Small share holders	0	0	0	0	0	0
(v) Others	0	0	0	0	0	0
<b>Total</b>	<b>2</b>	<b>7</b>	<b>2</b>	<b>7</b>	<b>2.66</b>	<b>0.66</b>

Number of Directors and Key managerial personnel (who is not director) as on the financial year end date

11

**(B) (i) \*Details of directors and Key managerial personnel as on the closure of financial year**

Name	DIN/PAN	Designation	Number of equity share(s) held	Date of cessation (after closure of financial year : If any)
KANWAR BIR SINGH	03518282	Director	0	

Name	DIN/PAN	Designation	Number of equity share(s) held	Date of cessation (after closure of financial year : If any)
SANJAY SHANKAR G.	01001173	Managing Director	917,229	
RAJESH BHAGWATI	00103157	Director	116,149	
RAJIV BATRA	00082866	Director	0	
SWATI MOHAN	06377656	Director	0	
AMEYA NARENDRA H	01645102	Director	242,797	
ANAND YOGENDRA T	02059249	Director	0	
GAUTAM YOGENDRA	02647162	Director	0	
RAAJA KANWAR	00024402	Director appointed	12,500	
ASHISH SADANAND M	AAUPM3913A	CFO	55,924	
KAVITA BHAVESH TH	AEJPT8951Q	Company Secretar	1	

**(ii) Particulars of change in director(s) and Key managerial personnel during the year**

0

Name	DIN/PAN	Designation at the beginning / during the financial year	Date of appointment/ change in designation/ cessation	Nature of change (Appointment/ Change in designation/ Cessation)

**IX. MEETINGS OF MEMBERS/CLASS OF MEMBERS/BOARD/COMMITTEES OF THE BOARD OF DIRECTORS**

**A. MEMBERS/CLASS /REQUISITIONED/NCLT/COURT CONVENED MEETINGS**

Number of meetings held

2

Type of meeting	Date of meeting	Total Number of Members entitled to attend meeting	Attendance	
			Number of members attended	% of total shareholding
Annual General Meeting	30/08/2024	52,160	95	40.37
NCLT Convened Meeting	13/01/2025	50,680	80	36.14

**B. BOARD MEETINGS**

\*Number of meetings held











10

S. No.	Date of meeting	Total Number of directors associated as on the date of meeting	Attendance	
			Number of directors attended	% of attendance
1	23/05/2024	9	8	88.89
2	03/06/2024	9	7	77.78
3	01/08/2024	9	8	88.89
4	30/08/2024	9	8	88.89
5	29/10/2024	9	8	88.89
6	20/11/2024	9	7	77.78
7	22/11/2024	9	5	55.56
8	19/12/2024	9	8	88.89
9	30/01/2025	9	8	88.89
10	26/03/2025	9	7	77.78

### C. COMMITTEE MEETINGS

Number of meetings held

18

S. No.	Type of meeting	Date of meeting	Total Number of Members as on the date of the meeting	Attendance	
				Number of members attended	% of attendance
1	Audit and Risk 	23/05/2024	4	4	100
2	Audit and Risk 	03/06/2024	4	3	75
3	Audit and Risk 	01/08/2024	4	3	75
4	Audit and Risk 	29/10/2024	4	4	100
5	Audit and Risk 	30/01/2025	4	4	100
6	Stakeholders F 	29/10/2024	3	3	100
7	Nomination an 	23/05/2024	3	3	100
8	Nomination an 	03/06/2024	3	2	66.67
9	Nomination an 	19/12/2024	3	3	100
10	Corporate Soc 	23/05/2024	4	4	100

### D. \*ATTENDANCE OF DIRECTORS

S. No.	Name of the director	Board Meetings			Committee Meetings			Whether attended AGM held on
		Number of Meetings which director was entitled to attend	Number of Meetings attended	% of attendance	Number of Meetings which director was entitled to attend	Number of Meetings attended	% of attendance	
								(Y/N/NA)
1	KANWAR BIR	10	9	90	10	10	100	
2	SANJAY SHA	10	8	80	10	8	80	
3	RAJESH BHA	10	10	100	7	7	100	
4	RAJIV BATRA	10	10	100	10	10	100	
5	SWATI MOHA	10	10	100	8	8	100	
6	AMEYA NARE	10	7	70	16	11	68.75	
7	ANAND YOGE	10	10	100	0	0	0	
8	GAUTAM YOC	10	9	90	0	0	0	
9	RAAJA KANW	10	1	10	0	0	0	

**X. \*REMUNERATION OF DIRECTORS AND KEY MANAGERIAL PERSONNEL**

☐ Nil

Number of Managing Director, Whole-time Directors and/or Manager whose remuneration details to be entered

2

S. No.	Name	Designation	Gross Salary	Commission	Stock Option/ Sweat equity	Others	Total Amount
1	SANJAY SHANKAR	Managing Director	10,560,000	0	0	22,286,004	32,846,004
2	RAJESH BHAGWAT	Executive Director	9,242,796	0	2,943,756	14,555,936	26,742,488
	Total		19,802,796	0	2,943,756	36,841,940	59,588,492

Number of CEO, CFO and Company secretary whose remuneration details to be entered

2

S. No.	Name	Designation	Gross Salary	Commission	Stock Option/ Sweat equity	Others	Total Amount
1	ASHISH SADANAN	CFO	13,269,996	0	714,175	85,776	14,069,947
2	KAVITA THADESHI	Company Secretary	4,410,000	0	0	0	4,410,000
	Total		17,679,996	0	714,175	85,776	18,479,947

Number of other directors whose remuneration details to be entered

7

S. No.	Name	Designation	Gross Salary	Commission	Stock Option/ Sweat equity	Others	Total Amount
1	KANWAR BIR SINGH	CHAIRMAN & IN	0	0	0	1,600,000	1,600,000
2	RAJIV BATRA	INDEPENDENT	0	0	0	500,000	500,000
3	SWATI MOHAN	INDEPENDENT	0	0	0	300,000	300,000
4	AMEYA NARENDR	NON-EXECUTIV	0	0	0	1,250,000	1,250,000
5	ANAND YOGENDR	NON-EXECUTIV	0	0	0	1,000,000	1,000,000
6	GAUTAM YOGEND	NON-EXECUTIV	0	0	0	900,000	900,000
7	RAAJA KANWAR	DIRECTOR APF	0	0	0	100,000	100,000
	Total		0	0	0	5,650,000	5,650,000

#### XI. MATTERS RELATED TO CERTIFICATION OF COMPLIANCES AND DISCLOSURES

\* A. Whether the company has made compliances and disclosures in respect of applicable provisions of the Companies Act, 2013 during the year ☒ Yes ☐ No

B. If No, give reasons/observations

#### XII. PENALTY AND PUNISHMENT - DETAILS THEREOF

(A) DETAILS OF PENALTIES / PUNISHMENT IMPOSED ON COMPANY/DIRECTORS /OFFICERS ☒ Nil

Name of the company/ directors/ officers	Name of the court/ concerned Authority	Date of Order	Name of the Act and section under which penalised / punished	Details of penalty/ punishment	Details of appeal (if any) including present status

(B) DETAILS OF COMPOUNDING OF OFFENCES ☒ Nil

Name of the company/ directors/ officers	Name of the court/ concerned Authority	Date of Order	Name of the Act and section under which offence committed	Particulars of offence	Amount of compounding (in Rupees)

#### XIII. Whether complete list of shareholders, debenture holders has been enclosed as an attachment

☒ Yes ☐ No

#### XIV. COMPLIANCE OF SUB-SECTION (2) OF SECTION 92, IN CASE OF LISTED COMPANIES

In case of a listed company or a company having paid up share capital of Ten Crore rupees or more or turnover of Fifty Crore rupees or more, details of company secretary in whole time practice certifying the annual return in Form MGT-8.

Name

Omkar Dindorkar

Whether associate or fellow

☒ Associate ☐ Fellow

Certificate of practice number

24580

#### I/We certify that:

(a) The return states the facts, as they stood on the date of the closure of the financial year aforesaid correctly and adequately.

(b) Unless otherwise expressly stated to the contrary elsewhere in this Return, the Company has complied with all the provisions of the Act during the financial year.

#### Declaration

I am Authorised by the Board of Directors of the company vide resolution no. ..

12

dated

12/08/2024

(DD/MM/YYYY) to sign this form and declare that all the requirements of the Companies Act, 2013 and the rules made thereunder in respect of the subject matter of this form and matters incidental thereto have been complied with. I further declare that:

1. Whatever is stated in this form and in the attachments thereto is true, correct and complete and no information material to the subject matter of this form has been suppressed or concealed and is as per the original records maintained by the company.
2. All the required attachments have been completely and legibly attached to this form.

**Note: Attention is also drawn to the provisions of Section 447, section 448 and 449 of the Companies Act, 2013 which provide for punishment for fraud, punishment for false statement and punishment for false evidence respectively.**

#### To be digitally signed by

Director

DIN of the director

00103157

#### To be digitally signed by

☒ Company Secretary

☐ Company secretary in practice

Membership number

18651

Certificate of practice number

**Attachments**

1. List of share holders, debenture holders
2. Approval letter for extension of AGM;
3. Copy of MGT-8;
4. Optional Attachement(s), if any

**Attach****Attach****Attach****Attach****List of attachments**

Committee Meetings.pdf

**Remove attachment**

Modify

Check Form

Prescrutiny

Submit

**This eForm has been taken on file maintained by the Registrar of Companies through electronic mode and on the basis of statement of correctness given by the company**



Details of Committee Meetings					
				Attendance	
Sr. No.	Type of Meeting	Date of Meeting	Total Number of Members as on the date of the meeting	Number of members attended	% of attendance
11	Corporate Social Responsibility Committee	29-10-2025	4	4	100.00
12	Finance Committee	05-04-2024	3	2	66.67
13	Finance Committee	14-06-2024	3	3	100.00
14	Finance Committee	13-09-2024	3	3	100.00
15	Finance Committee	19-11-2024	3	2	66.67
16	Finance Committee	30-12-2024	3	2	66.67
17	Finance Committee	27-01-2025	3	2	66.67
18	Finance Committee	10-03-2025	3	3	100.00